

COACHING HISTORY

YEARLY RECORDS & TEAM CAPTAINS

JOE (J.C.) BROWN

2 years..... 4-6 (40%)
 1908-09 1-2 *Unavailable*
 1909-10 3-4 *Unavailable*

CHARLES LANTZ

25 years..... 197-208 (48.6%)
 1911-12 8-2 *Unavailable*
 1912-13 2-7 Bruce Corzine
 1913-14 9-4 Horace McIntyre
 1914-15 14-3 Maurice Hampton
 1915-16 17-8 Earl Anderson
 1916-17 10-11 Steve Turner
 1917-18 *No Games*
 1918-19 4-9 Floyd Wilson
 1919-20 9-10 Steve Turner
 1920-21 4-11 Jimmy Lynch
 1921-22 3-12 Floyd Wilson
 1922-23 4-13 F. Greathouse
 1923-24 7-9 Hugh Osborn
 1924-25 10-3 *Unavailable*
 1925-26 7-8 M. Foreman
 1926-27 12-5 Clayton Towles
 1927-28 6-12 Andrew Meurlot
 1928-29 8-9 Andrew Meurlot
 1929-30 8-10 *Unavailable*
 1930-31 7-13 Stan Wasem
 1931-32 12-10 A. Von Behren
 1932-33 10-10 *Unavailable*
 1933-34 8-11 *Unavailable*
 1934-35 11-9 *Unavailable*
 1943-44 7-9 Charles McCord

WINFIELD ANGUS

1 year..... 7-12 (36.8%)
 1935-36 7-12 Jimmy Tedrick

GILBERT CARSON

6 years..... 36-72 (33.3%)
 1936-37 3-14 Russel Curry
 1937-38 3-13 *Unavailable*
 1938-39 6-13 *Unavailable*

1939-40 9-11 Bill Glenn
 1940-41 8-10 *Unavailable*
 1941-42 7-11 Larry Walker

CLAYTON MILLER

1 year..... 8-10 (44.4%)
 1942-43 8-10 Charles McCord

JAMES (PIM) GOFF

2 years..... 20-25 (44.4%)
 1944-45 7-12 Andrew Sullivan
 1945-46 13-13 Andrew Sullivan

BILL HEALEY

7 years..... 136-41 (76.8%)
 1946-47 17-8 *Unavailable*
 1947-48 16-7 Neal Hudson
 1948-49 23-6 Neal Hudson
 1949-50 21-5 Don Glover
 1950-51 19-4 Don Glover
 1951-52 24-2 Tom Katsimpalis
 1952-53 16-9 *Unavailable*

ROBERT CAREY

10 years..... 134-108 (55.4%)
 1953-54 17-6 Marin Chilovich
 1954-55 11-10 Ken Ludwig
 Jack Kenny
 1955-56 17-8 Dean Brauer
 Bob Gosnell
 1956-57 17-13 Lloyd Ludwig
 1957-58 17-9 Frank Wolf
 1958-59 14-9 K. Christiansen
 Jerry Hise
 1959-60 13-12 Howard Long
 Bob Ludwig
 1960-61 10-13 Larry Friedrich
 Gary Pals

REX DARLING

4 years..... 42-55 (43.3%)
 1961-62 11-12 D. Carmichael

1964-65 18-7 Val Bush
 Bill Guerin
 1965-66 7-18 Larry Miller
 1966-67 6-18 D. Templeman

ROBERT CAREY

1962-63 8-16 Larry Weck
 Dick Carmichael
 1963-64 10-12 Jerry Grandone
 Bob Rickett

JOHN CAINE

1 year..... 9-16 (36.0%)
 1967-68 9-16 Bill Carson

DON EDDY

12 years..... 208-129 (61.7%)
 1968-69 13-13 Greg Beenders
 1969-70 10-15 Dave Sitton
 1970-71 18-9 Dave Sitton
 1971-72 20-10 Gary Yoder
 1972-73 10-16 Herb Leshoure
 Scott Keeve
 1973-74 14-12 Fred Meyers
 1974-75 20-8 Fred Myers
 1975-76 23-8 Brad Warble
 1976-77 18-11 Rich Rhodes
 1977-78 21-10 Derrick Scott
 1978-79 19-10 Mike Stumpe
 1979-80 22-7 D. LeTourneau

RICK SAMUELS

25 years..... 360-360 (50.0%)
 1980-81 16-11 Rico Ellis
 1981-82 14-13 Leigh Hankins
 1982-83 13-18 Tim Dystra
 1983-84 15-13 Norm Evans
 Tony Hemphill
 1984-85 20-10 Tim Dystra
 Dirk Androff
 Troy Richardson
 1985-86 19-13 Doug Crook


1986-87 9-19 V. Macciocchi
 Norm Evans
 1987-88 17-11 Norm Evans
 Tony Hemphill
 1988-89 16-16 Mike West
 Dave Vance
 1989-90 10-18 Gerald Jones
 1990-91 17-12 Gerald Jones
 1991-92 17-14 Dave Olson
 1992-93 10-17 Derek Kelley
 1993-94 12-15 Troy Collier
 Curtis Lieb
 1994-95 16-13 Louis Jordan
 Derrick Landrus
 1995-96 13-15 M. Odumuyiwa
 1996-97 12-15 Rick Kaye
 Conya Robinson
 1997-98 16-11 Eric Frankford
 Conya Robinson
 1998-99 13-16 Jack Owens
 Michael Shaver
 1999-00 17-12 Michael Forrest
 Marc Polite
 John Smith
 2000-01 21-10 Matt Britton
 Kyle Hill
 Merv Joseph
 2001-02 15-16 Todd Bergmann
 2002-03 14-15 Jan Thompson
 2003-04 6-21 Jesse Mackinson
 2004-05 12-16 Emanuel Dildy
 Aaron Patterson
 Andrew Gobczynski

MIKE MILLER

2 years..... 16-41 (.239)
 2005-06 6-21 Josh Gomes
 2006-07 10-20 no captain
 1177-1085 (.520)



JOE (J.C.) BROWN
1908-10



CHARLES LANTZ
1911-35; 1943-44



WINFIELD ANGUS
1935-36



GILBERT CARSON
1936-42



CLAYTON MILLER
1942-43



JAMES (PIM) GOFF
1944-46



BILL HEALEY
1946-53



ROBERT CAREY
1953-61; 1962-64



REX DARLING
1961-62; 1964-67



JOHN CAINE
1967-68



DON EDDY
1968-80



RICK SAMUELS
1981-2005



MIKE MILLER
2006-present

YEAR-BY-YEAR RESULTS ... NCAA DIVISION I

1981-82 - WON 14, LOST 13

FIRST SEASON AT NCAA DIVISION I

SCORE OPPONENT

L..... 88-96..... at Kent State (OT).....	1,036
W... 88-77..... Olivet Nazarene.....	2,000
W... 87-65..... at Eastern Kentucky.....	2,300
L..... 77-90..... at Southern Illinois.....	3,400
L..... 65-67..... at Howard.....	2,000
W... 64-63..... at Southern.....	3,100
L..... 77-79..... at Morehead State.....	3,500
L..... 55-94..... Illinois State.....	1,500
L..... 70-71..... * vs. Murray State.....	11,300
W... 68-67..... * vs. Tennessee Tech.....	11,300
L..... 64-88..... at Indiana State.....	4,109
W... 67-53..... William Penn.....	1,000
W... 78-71..... at Campbell.....	1,400
L..... 52-53..... Delaware State.....	4,000
L..... 63-68..... * at Northern Iowa.....	1,100
L..... 53-65..... * at Western Illinois.....	7,632
L..... 60-74..... Lewis.....	1,000
W... 86-78..... Chicago State (OT).....	2,500
W... 66-65..... at Valparaiso.....	1,500
W... 47-43..... Southern Illinois.....	3,000
W... 83-77..... U.S. International.....	1,000
L..... 60-68..... at Baptist College (OT).....	600
L..... 54-78..... at East Carolina.....	1,750
W... 84-75..... Valparaiso.....	2,000
W... 59-55..... Southern.....	1,500
W... 74-65..... * Northern Iowa.....	2,000
W... 87-85..... * Western Illinois.....	5,800

- * - 3rd, Evansville Holiday Tournament (Evansville, IN)
- - T-1st, Mid-Continent Conference (2-2)
- 9-3 Home; 4-9 Away; 1-1 Neutral

LINEUP: Ricky Robinson (Sr/F) - 14.1 ppg/Conference 'Player of the Year'; Leigh Hankins (Sr/F) - 10.3 ppg/Second Team All-Conference; Kevin Jones (Jr/F) - 12.6 ppg; Jim Williams (Sr/F) - 5.6 ppg; Kurt Lorenzen (Jr/G) - 4.1 ppg; Vincent Smelter (So/G) - 6.1 ppg

1982-83 - WON 13, LOST 18

SCORE OPPONENT

L..... 54-83..... at Purdue.....	11,301
L..... 65-72..... Morehead State.....	1,000
L..... 79-92..... Eastern Kentucky.....	2,000
L..... 54-55..... Lewis.....	1,000
L..... 74-79..... at Southern Illinois.....	2,508
L..... 61-76..... at Missouri.....	6,401
L..... 89-102..... at Ball State.....	4,166
L..... 67-82..... at Illinois State.....	6,235
L..... 53-59..... at Brigham Young (HI).....	1,100
L..... 67-82..... at Hawai'i Pacific.....	225
L..... 65-68..... at Hawai'i.....	2,670
L..... 78-84..... Murray State.....	1,500
W... 91-71..... * at Valparaiso.....	2,800
W... 73-69..... * WI-Green Bay.....	1,500
W... 89-82..... * Western Illinois.....	4,000
W... 69-67..... Baptist College.....	1,500
W... 73-61..... * Northern Iowa.....	3,500
W... 71-62..... Campbell.....	1,500
L..... 67-71..... * Northern Iowa.....	3,500
L..... 82-92..... at Murray State.....	4,763
W... 64-62..... * Valparaiso.....	750
W... 80-57..... SIU-Edwardsville.....	1,000
W... 60-59..... Howard.....	1,000
W... 70-60..... * at WI-Green Bay.....	1,601
W... 86-74..... * Illinois-Chicago.....	4,500
L..... 75-82..... * at SMS.....	3,011
L..... 78-81..... at Southern Indiana.....	2,300
L..... 73-86..... * at Western Illinois.....	6,736
W... 90-62..... Illinois Tech.....	250
L..... 77-90..... * at Illinois-Chicago.....	2,120
W... 82-67..... * SMS.....	3,500

- - T-2nd, Mid-Continent Conference (8-4)
- 10-5 Home; 3-13 Away; 0-0 Neutral

LINEUP: Dirk Androff (So/F) - 7.6 ppg; Tim Dykstra (Jr/F) - 9.7 ppg; Kevin Duckworth (Fr/C) - 9.6 ppg; Kevin Jones (Sr/G) - 17.4 ppg/First Team All-Conference; Doug Crook (So/G) - 12.1 ppg

1983-84 - WON 15, LOST 13

SCORE OPPONENT

W... 79-76..... Kent State.....	2,500
L..... 65-79..... * vs. S. Mississippi.....	10,364
W... 73-70..... * vs. Western Illinois.....	11,187
L..... 76-77..... Ball State (OT).....	2,500
L..... 79-87..... at Indiana State.....	5,072
W... 79-73..... Montana State.....	1,485
W... 73-66..... ^ at Eastern Montana.....	2,780
L..... 62-82..... ^ vs. Illinois-Chicago.....	1,852
L..... 64-65..... at Montana State (OT).....	2,271
L..... 57-60..... * at WI-Green Bay (OT).....	1,342
W... 67-66..... * at Cleveland State.....	1,252
W... 58-52..... * at Valparaiso.....	1,872
W... 67-62..... * WI-Green Bay.....	2,500
L..... 60-65..... * at Northern Iowa.....	3,392
L..... 65-78..... * at Western Illinois.....	5,832
W... 75-68..... Eastern Washington.....	1,443
L..... 85-88..... * at Illinois-Chicago.....	2,500
L..... 73-78..... * Illinois-Chicago.....	2,027
W... 78-58..... East Carolina.....	1,068
W... 94-55..... Roosevelt.....	1,186
L..... 52-53..... * at SMS.....	3,896
W... 95-81..... * Cleveland State.....	1,641
W... 80-56..... IUPUI.....	828
W... 92-76..... * Western Illinois.....	2,343
W... 84-79..... * Valparaiso.....	1,337
L..... 73-78..... * SMS (OT).....	2,316
W... 100-64..... * Northern Iowa.....	1,605
L..... 65-81..... + vs. Western Illinois.....	355

- * - 3rd, Illini Classic (Champaign, IL)
- ^ - 2nd, KOA Classic (Billings, MT)
- - 4th, Mid-Continent Conference (7-7)
- + - Mid-Continent Conference Tournament (Springfield, MO)
- 11-3 Home; 3-7 Away; 1-3 Neutral

LINEUP: Jon Collins (So/F) - 18.3 ppg/First Team All-Conference; Dirk Androff (Jr/F) - 4.4 ppg; Kevin Duckworth (So/C) - 11.6 ppg; Tim Wyss (So/G) - 11.6 ppg; Vincent Smelter (Jr/G) - 9.1 ppg; Troy Richardson (Jr/G) - 9.1 ppg

1984-85 - WON 20, LOST 10

MID-CONTINENT CONFERENCE TOURNAMENT CHAMPIONS

SCORE OPPONENT

L..... 71-75..... at E. Washington (OT).....	792
W... 68-67..... Indiana State.....	4,262
L..... 57-62..... at Kent State.....	2,367
W... 90-68..... Augustana.....	2,896
W... 100-62..... William Penn.....	2,231
W... 97-79..... at Central Florida.....	524
L..... 71-72..... * vs. Long Island.....	251
L..... 79-80..... * vs. American University.....	644
L..... 72-83..... * at Cleveland St. (OT).....	1,064
W... 78-76..... Pan American.....	2,015
W... 82-63..... * Northern Iowa.....	3,019
W... 50-46..... * SMS.....	3,105
L..... 73-74..... at Ball State (OT).....	4,780
W... 79-66..... * at Valparaiso.....	4,780
W... 72-67..... at Evansville.....	5,149
W... 74-64..... * Illinois-Chicago.....	3,961
W... 77-58..... * WI-Green Bay.....	1,932
L..... 73-80..... * at Western Illinois.....	4,238
W... 90-82..... * at Northern Iowa.....	3,800
W... 95-77..... Illinois Tech.....	2,666
L..... 80-87..... * at SMS.....	8,042
W... 76-57..... * at Illinois-Chicago.....	793
L..... 69-70..... * Western Illinois.....	3,991
W... 91-77..... * Valparaiso.....	3,440
L..... 70-78..... * Cleveland State.....	3,296
W... 81-77..... Chicago State.....	3,416
W... 67-66..... * at WI-Green Bay (OT).....	1,082
W... 66-65..... + Northern Iowa.....	1,236
W... 74-67..... + at Western Illinois.....	1,729
W... 75-64..... + SMS.....	2,253

- * - 4th, Florida Southern Classic (Tampa, FL)
- - 3rd, Mid-Continent Conference (9-5)
- + - 1st, MCC Tournament
- 13-2 Home; 7-6 Away; 0-2 Neutral

LINEUP: Jon Collins (Jr/F) - 18.6 ppg/Conference 'Player of the Year'; Dirk Androff (Sr/F) - 12.1 ppg; Second Team All-Conference; Kevin Duckworth (Jr/C) - 1.8 ppg; Troy Richardson (Sr/G) - 9.2 ppg; Doug Crook (Jr/G) - 11.7 ppg

1985-86 - WON 19, LOST 13

SCORE OPPONENT

W... 97-52..... Illinois Tech.....	1,492
W... 78-62..... William Penn.....	1,213
L..... 68-87..... at Minnesota.....	11,650
L..... 62-83..... at Colorado State.....	4,103
L..... 59-60..... at Indiana State.....	4,649
W... 85-66..... Millikin.....	1,972
W... 57-56..... at Pan American.....	3,245
W... 81-78..... at Butler.....	1,214
W... 70-61..... * vs. South Alabama.....	500
W... 77-73..... * at Brigham Young (HI).....	853
L..... 68-90..... at Northeast Louisiana.....	2,508
W... 81-66..... Butler.....	2,508
W... 67-66..... * at Northern Iowa.....	2,602
W... 81-68..... * Western Illinois.....	2,756
W... 77-52..... * WI-Green Bay.....	2,326
W... 68-67..... * at SMS.....	6,791
L..... 89-112..... * Cleveland State.....	2,563
L..... 80-88..... * Valparaiso.....	2,563
L..... 79-85..... * at Illinois-Chicago.....	1,044
W... 84-72..... Evansville.....	1,424
W... 68-52..... * Northern Iowa.....	2,406
W... 74-68..... * at Western Illinois.....	2,988
L..... 69-73..... Northeast Louisiana.....	2,423
L..... 72-74..... * SMS.....	2,487
W... 59-58..... * at WI-Green Bay.....	1,008
L..... 76-92..... at Chicago State.....	3,689
L..... 74-75..... * at Valparaiso.....	1,250
L..... 68-76..... at Cleveland State.....	3,689
W... 95-70..... * Illinois-Chicago.....	4,208
W... 85-65..... + vs. Valparaiso.....	308
W... 71-67..... + at SMS.....	4,807
L..... 66-70..... + vs. Cleveland State.....	2,737

- * - 1st, Seaside Classic (Laie, HI)
- - 3rd, Mid-Continent Conference (8-6)
- + - Mid-Continent Conference Tournament (Springfield, MO)
- 10-4 Home; 7-8 Away; 2-1 Neutral

LINEUP: Jon Collins (Sr/F) - 19.7 ppg/Conference 'Player of the Year'; Dave Vance (Fr/F) - 3.9 ppg; Kevin Duckworth (Sr/C) - 19.5 ppg/ First Team All-Conference; Doug Crook (Sr/G) - 13.3 ppg; Jay Taylor (Fr/G) - 8.1 ppg

1986-87 - WON 9, LOST 19

FIRST SEASON 3-PT SHOT UTILIZED

SCORE OPPONENT

W... 85-54..... Illinois Tech.....	1,000
W... 70-62..... Northwest Missouri.....	1,500
L..... 51-85..... at Illinois.....	13,578
L..... 77-90..... Millikin.....	2,000
L..... 68-72..... at Wisconsin.....	5,092
L..... 65-74..... * vs. NE Louisiana.....	3,213
L..... 63-92..... * vs. North Texas State.....	2,600
W... 58-57..... at Southern Illinois.....	2,533
W... 61-59..... Indiana State (OT).....	4,123
W... 66-60..... Augustana.....	2,481
L..... 74-77..... Chicago State.....	3,850
L..... 69-89..... * Illinois-Chicago.....	1,800
L..... 57-64..... * at WI-Green Bay.....	3,870
L..... 46-87..... * at SMS.....	6,360
L..... 52-69..... * at Cleveland State.....	N/A
L..... 66-96..... * Northern Iowa.....	1,400
L..... 61-66..... * at Valparaiso.....	2,043
L..... 59-94..... at Saint Louis.....	3,813
W... 76-68..... * Western Illinois.....	2,120
L..... 78-83..... * at Illinois-Chicago.....	2,189
L..... 67-92..... * at Cleveland State.....	2,954
L..... 50-53..... * WI-Green Bay.....	1,000
L..... 54-56..... * SMS.....	1,500
W... 65-55..... * at Northern Iowa.....	2,088
W... 52-46..... Colorado State.....	1,200
W... 70-51..... * Valparaiso.....	1,400
L..... 70-85..... * at Western Illinois.....	2,093
L..... 53-60..... + vs. Cleveland State.....	6,700

- * - 4th, Wolf Pack Classic (Reno, NV)
- - 7th, Mid-Continent Conference (3-11)
- + - Mid-Continent Conference Tournament (Springfield, MO)
- 7-6 Home; 2-10 Away; 0-3 Neutral

LINEUP: Tony Hemphill (Jr/F) - 13.1 ppg; Dave Vance (So/F) - 5.5 ppg; Mike West (So/C) - 4.5 ppg; Norm Evans (Jr/G) - 10.2 ppg; Jay Taylor (So/G) - 14.1 ppg

1987-88 - WON 17, LOST 11

SCORE OPPONENT

W... 88-60..... Olivet Nazarene.....	1,853
W... 59-52..... Wisconsin.....	4,793
L..... 63-64..... at Indiana State.....	4,196
W... 120-41..... Harris-Stowe.....	1,032
W... 67-63..... Southern Illinois.....	4,138
W... 94-76..... WI-Milwaukee.....	779
L..... 66-76..... at Iowa State (OT).....	13,944
L..... 57-73..... * vs. Saint Mary's (CA).....	6,749
W... 72-67..... * vs. Sam Houston St.....	7,643
L..... 76-79..... at Chicago State.....	1,273
W... 75-68..... Saint Louis.....	1,367
W... 88-80..... Northern Illinois.....	5,087
L..... 68-69..... * Illinois-Chicago.....	3,108
L..... 84-95..... * at Cleveland State.....	2,893
L..... 67-71..... * WI-Green Bay.....	6,318
L..... 55-57..... * SMS.....	1,685
L..... 121-126..... * at Northern Iowa (4-OT).....	2,980
L..... 59-63..... * Valparaiso.....	1,201
W... 101-58..... Augustana.....	784
L..... 76-79..... at Western Illinois (OT).....	2,221
W... 84-69..... * Illinois-Chicago.....	1,034
W... 76-71..... * Cleveland State.....	1,643
W... 70-54..... * at WI-Green Bay.....	3,749
L..... 56-76..... * at SMS.....	9,129
W... 78-66..... * Northern Iowa.....	1,703
W... 64-54..... * at Valparaiso.....	1,873
W... 74-58..... * Western Illinois.....	3,218
W... 87-81..... at Northern Illinois.....	2,363

- * - 3rd, Boise State Tournament (Boise, ID)
- - 4th, Mid-Continent Conference (7-7)
- 12-4 Home; 4-6 Away; 1-1 Neutral

LINEUP: Tony Hemphill (Sr/F) - 11.4 ppg; Mark Fowler (Jr/F) - 7.8 ppg; Vince Macciocchi (Sr/C) - 4.0 ppg; Jay Taylor (Sr/G) - 20.2 ppg/First Team All-Conference; Norm Evans (Sr/G) - 8.4 ppg

1988-89 - WON 16, LOST 16

SCORE OPPONENT

L..... 79-80..... at Northern Illinois.....	1,865
W... 86-47..... Roosevelt.....	2,120
L..... 44-52..... at Wisconsin.....	6,345
L..... 72-73..... at Southern Illinois.....	4,365
W... 89-69..... Elmhurst.....	1,019
L..... 100-101..... at Nevada-Reno.....	3,469
W... 85-70..... Xavier.....	1,092
L..... 71-89..... * vs. Iowa.....	100
L..... 68-83..... * vs. Miami (FL).....	125
W... 74-52..... * at Chaminade (HI).....	150
L..... 55-74..... at Murray State.....	2,105
W... 96-84..... Northern Illinois.....	3,321
L..... 75-89..... at DePaul.....	8,854
L..... 98-101..... * Northern Iowa.....	3,522
W... 72-65..... * at Western Illinois.....	2,291
L..... 79-82..... * SMS.....	4,533
W... 106-87..... Chicago State.....	5,101
W... 84-81..... * at Valparaiso.....	1,888
W... 88-81..... at Cleveland State.....	2,012
L..... 60-64..... at Saint Louis.....	5,033
W... 90-84..... * Illinois-Chicago.....	2,871
L..... 83-95..... * at WI-Green Bay.....	4,371
L..... 79-83..... * at Northern Iowa.....	6,122
W... 86-62..... * Western Illinois.....	1,322
L..... 68-76..... * at SMS.....	8,885
W... 95-93..... Indiana State (OT).....	3,328
W... 70-69..... * at Illinois-Chicago.....	1,116
W... 89-83..... * Valparaiso.....	3,029
L..... 72-91..... Cleveland State.....	2,741
W... 81-65..... * WI-Green Bay.....	3,652
W... 81-47..... + vs. Western Illinois.....	1,750
L..... 75-91..... + vs. Illinois-Chicago.....	2,000

- * - 7th, Chaminade Holiday Classic (Honolulu, HI)
- - 3rd, Mid-Continent Conference (7-5)
- + - Mid-Continent Conference Tournament (Springfield, MO)
- 10-3 Home; 5-10 Away; 1-3 Neutral

LINEUP: Mark Fowler (Sr/F) - 12.1 ppg; David Vance (Sr/F) - 7.2 ppg; Mike West (Sr/C) - 1.6 ppg; Gerald Jones (So/G) - 13.6 ppg; Jay Taylor (Sr/G) - 23.4 ppg/Conference 'Player of the Year'

1989-90 - WON 10, LOST 18

SCORE	OPPONENT	
W ... 60-58	at Indiana State	4,923
L ... 76-82	at Saint Louis (OT)	2,515
W ... 84-73	at Montana State	4,231
W ... 55-50	Murray State	1,225
L ... 58-74	at Southern Illinois	3,051
L ... 48-80	at Xavier	4,334
W ... 90-81	at Montana State	6,304
L ... 55-82	at Purdue	11,874
L ... 57-61	at Northern Illinois	1,727
W ... 104-94	Northeastern Illinois	3,284
L ... 56-58	at WI-Green Bay	5,449
L ... 75-79	at Illinois-Chicago	1,364
L ... 65-67	at Northern Iowa	3,275
W ... 91-84	Cleveland State	3,115
L ... 67-63	at Valparaiso	1,831
L ... 55-88	at SMS	8,901
W ... 80-64	at Chicago State	210
W ... 83-73	at Western Illinois	3,854
L ... 54-68	at Northern Iowa	5,490
L ... 64-86	at WI-Green Bay	1,238
L ... 65-77	at Illinois-Chicago	1,185
L ... 64-84	at Cleveland State	1,421
W ... 81-61	at Valparaiso	1,376
L ... 64-67	at SMS	3,019
L ... 59-66	Northern Illinois	1,793
L ... 82-112	at Western Illinois	2,549
L ... 89-92	at Maine (OT)	1,969
L ... 57-71	at vs. Western Illinois	1,274

• 6th, Mid-Continent Conference (3-9)
 + Mid-Continent Conference Tournament
 (Cedar Falls, IA)
 6-9 Home; 4-8 Away; 0-1 Neutral

LINEUP: Barry Johnson (So/F) - 17.2 ppg; Dave Olson (So/F) - 12.4 ppg; Jeff Mironcow (Jr/F) - 11.5 ppg; Gerald Jones (Jr/C) - 13.6 ppg; Kavien Martin (So/G) - 3.1 ppg

1990-91 - WON 17, LOST 12

SCORE	OPPONENT	
W ... 117-57	at Oakland City	2,183
L ... 86-106	at Illinois	12,643
L ... 64-94	at Nebraska	4,213
W ... 95-75	at Augustana	1,418
W ... 67-59	at WI-Milwaukee	1,351
L ... 68-71	at Maine	3,114
L ... 65-85	at Northeastern	1,029
L ... 62-63	at Northern Iowa	2,421
W ... 75-68	at Western Illinois	1,291
W ... 82-68	at Chicago State	3,821
L ... 62-72	at WI-Green Bay	5,733
L ... 59-72	at Southern Illinois	5,485
W ... 75-65	at Akron	2,016
W ... 70-47	at Cleveland State	1,114
W ... 73-68	at Valparaiso	1,145
W ... 68-44	at Illinois-Chicago	1,243
L ... 47-59	at Northern Illinois	4,140
W ... 100-97	at Chicago State	250
W ... 63-56	at WI-Green Bay	4,233
L ... 69-74	at Northern Illinois (2-OT)	4,198
L ... 71-73	at Northern Iowa	4,137
W ... 78-70	at Akron	2,443
L ... 65-71	at Cleveland State	2,826
W ... 93-73	at Northeastern Illinois	1,421
W ... 71-60	at Valparaiso	4,018
W ... 77-73	at Illinois-Chicago	1,231
W ... 78-69	at Northern Illinois	2,743
W ... 79-75	at vs. Western Illinois	6,117
L ... 54-63	at WI-Green Bay	6,187

• 3rd, Mid-Continent Conference (10-6)
 + Mid-Continent Conference Tournament
 (Green Bay, WI)
 11-3 Home; 5-9 Away; 1-0 Neutral

LINEUP: Barry Johnson (Jr/F) - 12.5 ppg; Dave Olson (Jr/F) - 11.2 ppg; Steve Nicholson (Sr/C) - 1.7 ppg; Steve Rowe (Jr/G) - 15.2 ppg/Second Team All-Conference; Gerald Jones (Sr/G) - 14.3 ppg/Second Team All-Conference

1991-92 - WON 17, LOST 14

MID-CONTINENT CONFERENCE TOURNAMENT CHAMPIONS		
NCAA WEST REGIONAL		
SCORE	OPPONENT	
W ... 83-59	at Elmhurst	1,828
W ... 59-50	at Indiana State	3,203
W ... 84-75	at Northeastern Illinois	350
W ... 58-57	at Cal State-Fullerton	3,198
W ... 70-66	at Northeastern	1,014
L ... 56-83	at Missouri	13,300
L ... 60-61	at Creighton	3,443
L ... 68-81	at Nebraska	13,071
L ... 65-72	at Wright State	6,903
W ... 51-46	at Valparaiso	4,298
W ... 81-76	at Illinois-Chicago	2,653
W ... 73-71	at Cleveland State (OT)	4,001
L ... 61-71	at Akron	2,103
L ... 70-74	at WI-Green Bay	5,501
L ... 67-76	at Northern Illinois	2,812
W ... 78-66	at Western Illinois	2,176
L ... 73-77	at Murray State	1,870
L ... 60-78	at WI-Milwaukee	1,384
L ... 67-68	at Illinois-Chicago	2,964
W ... 70-56	at Valparaiso	1,893
W ... 62-55	at Akron	2,631
L ... 52-62	at Cleveland State	2,561
W ... 79-70	at Wright State	1,864
W ... 65-61	at Northern Illinois	2,795
L ... 52-67	at WI-Green Bay	5,680
L ... 74-86	at Murray State	5,550
W ... 75-73	at Western Illinois	3,628
W ... 84-72	at vs. Wright State	N/A
W ... 75-65	at vs. WI-Green Bay	N/A
W ... 83-68	at vs. Illinois-Chicago	4,113
L ... 55-94	at vs. Indiana	12,208

• T-4th, Mid-Continent Conference (9-7)
 + 1st, Mid-Continent Conference Tournament
 (Dayton, OH)
 ! - NCAA West Regional
 (First Round - Boise, ID)
 9-4 Home; 5-9 Away; 3-1 Neutral

LINEUP: Barry Johnson (Sr/F) - 14.3 ppg/First Team All-Conference; Dave Olson (Sr/F) - 11.6 ppg; Curtis Leib (So/C) - 8.2 ppg; Steve Rowe (Sr/G) - 15.5 ppg/Second Team All-Conference; Kavien Martin (Sr/G) - 4.1 ppg

1992-93 - WON 10, LOST 17

SCORE	OPPONENT	
W ... 71-53	at Maine	2,802
L ... 49-72	at vs. East Tennessee	14,123
L ... 51-61	at vs. Weber State	14,123
L ... 54-74	at Indiana State	4,760
L ... 72-85	at Southern Illinois	4,141
L ... 60-86	at Cal State-Fullerton	1,007
L ... 54-70	at Nebraska	14,298
W ... 49-45	at Creighton	1,056
L ... 66-74	at Cleveland State (OT)	2,805
W ... 76-75	at Youngstown State	1,142
W ... 79-55	at Benedictine	3,840
L ... 76-94	at Valparaiso	2,542
W ... 71-57	at Illinois-Chicago	3,733
L ... 80-104	at Wright State	7,803
W ... 65-63	at Northern Illinois	4,903
L ... 70-76	at Western Illinois	2,563
L ... 67-70	at Northeastern Illinois	3,699
L ... 48-67	at WI-Green Bay	5,077
L ... 56-65	at Northern Illinois	3,029
L ... 73-75	at Western Illinois	2,204
L ... 75-76	at Cleveland State (OT)	1,914
W ... 82-76	at Youngstown State	1,813
W ... 87-80	at Wright State	1,723
W ... 60-52	at WI-Green Bay	1,658
W ... 77-76	at Valparaiso	3,722
L ... 77-87	at Illinois-Chicago	2,687
L ... 58-94	at Wright State	6,112

* - 4th, Purdue Tournament
 (West Lafayette, IN)
 • 6th, Mid-Continent Conference (7-9)
 + Mid-Continent Conference Tournament
 (Dayton, OH)
 9-4 Home; 1-11 Away; 0-2 Neutral

LINEUP: Louis Jordan (So/F) - 14.7 ppg; Darrell Young (Jr/F) - 7.6 ppg; Andre Rodriguez (So/C) - 6.4 ppg; Curtis Leib (Jr/C) - 8.2 ppg; Derrick Landrus (So/G) - 12.9 ppg; Johnny Hernandez (Fr/G) - 5.3 ppg

1993-94 - WON 12, LOST 15

SCORE	OPPONENT	
W ... 81-76	at Indiana State	3,122
W ... 83-81	at Austin Peay (OT)	2,087
W ... 87-64	at Elmhurst	2,016
W ... 74-69	at Northeastern Illinois	265
L ... 82-112	at Maine	1,074
L ... 74-77	at Western Michigan	1,812
L ... 52-91	at Iowa	15,500
L ... 57-68	at Youngstown State	2,106
L ... 56-71	at Cleveland State	2,771
W ... 91-89	at Illinois-Chicago	2,622
L ... 61-82	at Northern Illinois	2,072
W ... 78-68	at Western Illinois	1,891
L ... 57-64	at WI-Green Bay	4,102
W ... 63-62	at Wright State	6,011
W ... 52-50	at WI-Milwaukee	4,321
L ... 60-65	at Valparaiso	3,210
L ... 78-80	at Illinois-Chicago	4,235
W ... 78-74	at Northern Illinois (OT)	2,870
W ... 78-61	at Austin Peay	1,008
W ... 69-67	at Youngstown State	1,189
L ... 75-81	at Cleveland State	1,704
L ... 59-70	at WI-Milwaukee	1,903
L ... 55-70	at Valparaiso	4,057
L ... 68-77	at Wright State	2,354
W ... 77-70	at Western Illinois	2,842
L ... 45-58	at WI-Green Bay	5,542
L ... 62-74	at vs. Valparaiso	2,893

• 6th, Mid-Continent Conference (7-11)
 + Mid-Continent Conference Tournament
 (Chicago, IL)
 6-7 Home; 6-7 Away; 0-1 Neutral

LINEUP: Louis Jordan (Jr/F) - 12.0 ppg; Andre Rodriguez (Jr/F) - 9.6 ppg; Darrell Young (Jr/F) - 6.6 ppg; Derrick Landrus (Jr/G) - 12.9 ppg; Johnny Hernandez (So/G) - 5.2 ppg

1994-95 - WON 16, LOST 13

SCORE	OPPONENT	
L ... 73-96	at DePaul	8,566
L ... 58-66	at Western Michigan	1,412
W ... 75-52	at Tennessee-Martin	2,720
W ... 75-50	at Augustana	4,122
L ... 45-62	at vs. Princeton	3,000
W ... 64-53	at vs. Northeastern Illinois	500
L ... 63-69	at vs. East Carolina	500
W ... 85-65	at Chaminade	600
W ... 65-57	at UMKC	1,912
L ... 65-72	at Western Illinois	2,825
W ... 73-71	at Chicago State	2,113
W ... 83-60	at Northeastern Illinois	2,433
L ... 92-93	at C. Connecticut (OT)	510
L ... 77-96	at Troy State	364
L ... 74-78	at Valparaiso	4,217
W ... 85-55	at Anderson	1,631
L ... 72-74	at Youngstown State	3,831
W ... 72-71	at Buffalo	2,120
W ... 63-50	at Tennessee-Martin	3,982
L ... 69-85	at Western Illinois	4,013
W ... 76-63	at UMKC	1,931
W ... 74-58	at Northeastern Illinois	735
W ... 68-63	at Chicago State	760
W ... 101-87	at Troy State	3,871
W ... 76-60	at Central Connecticut	2,002
L ... 69-76	at Valparaiso	4,382
L ... 98-110	at Buffalo	1,354
W ... 87-81	at Youngstown State	N/A
L ... 65-70	at Buffalo	1,345

* - 3rd, Illini Classic (Champaign, IL)
 ^ - 3rd, Aloha Classic (Honolulu, HI)
 • T-4th, Mid-Continent Conference (10-8)
 + Mid-Continent Conference Tournament
 (Buffalo, NY)
 9-3 Home; 6-8 Away; 1-2 Neutral

LINEUP: Michael Slaughter (So/F) - 8.0 ppg; Louis Jordan (Sr/F) - 13.4 ppg; Eric Frankford (Fr/C) - 7.0 ppg; Derrick Landrus (Sr/G) - 15.6 ppg/Second Team All-Conference; Johnny Hernandez (Jr/G) - 8.5 ppg

1995-96 - WON 13, LOST 15

SCORE	OPPONENT	
W ... 68-57	at Oral Roberts	3,012
L ... 57-89	at Illinois	13,521
W ... 72-65	at Millikin	2,420
L ... 50-77	at DePaul	3,125
L ... 54-70	at Indiana State	4,339
L ... 65-85	at Dayton	10,026
L ... 70-105	at Wisconsin	10,913
W ... 89-66	at Chicago State	250
L ... 66-83	at Valparaiso	4,102
L ... 85-96	at Troy State	400
L ... 80-86	at C. Connecticut (OT)	410
W ... 74-68	at Youngstown St. (OT)	3,379
L ... 60-52	at Valparaiso	1,013
L ... 48-73	at Northeastern Illinois	772
W ... 83-68	at Western Illinois	2,367
W ... 56-54	at UMKC	1,567
W ... 61-58	at Oral Roberts	1,083
L ... 59-63	at Valparaiso	1,737
W ... 87-84	at Central Connecticut	1,055
L ... 84-95	at Troy State	1,732
W ... 64-61	at Buffalo	3,110
L ... 65-74	at Youngstown State	1,129
L ... 73-82	at UMKC	1,166
W ... 77-53	at Western Illinois	2,396
W ... 90-73	at Chicago State	132
L ... 72-83	at Northeastern Illinois	420
L ... 59-55	at vs. Buffalo	2,300
L ... 65-78	at vs. Valparaiso	1,500

• 6th, Mid-Continent Conference (9-9)
 + Mid-Continent Conference Tournament
 (Moline, IL)
 7-5 Home; 5-9 Away; 1-1 Neutral

LINEUP: Andre Rodriguez (Sr/F) - 16.1 ppg; Michael Slaughter (Jr/F) - 8.2 ppg; Eric Frankford (So/C) - 6.2 ppg; Rick Kaye (So/G) - 2.1 ppg; Johnny Hernandez (Sr/G) - 11.8 ppg

1996-97 - WON 12, LOST 15

FIRST SEASON IN THE OHIO VALLEY CONFERENCE		
SCORE	OPPONENT	
L ... 58-84	at DePaul	3,661
W ... 86-52	at Washington & Jefferson	328
L ... 78-79	at Western Illinois	1,832
L ... 68-74	at Indiana State	2,103
L ... 80-90	at vs. Santa Clara	14,180
W ... 88-76	at vs. LA Tech (OT)	14,180
W ... 80-56	at Elmhurst	524
L ... 59-81	at Saint Louis	13,175
L ... 69-85	at Austin Peay	1,934
W ... 73-71	at Tennessee State	3,109
W ... 76-64	at Murray State	682
W ... 86-60	at Morehead State	1,094
W ... 84-77	at Eastern Kentucky	2,824
W ... 77-66	at Tennessee Tech	3,400
L ... 72-83	at Middle Tennessee	3,143
W ... 65-61	at Southeast Missouri	5,533
L ... 68-71	at Tennessee-Martin	3,175
L ... 76-86	at Austin Peay	3,722
W ... 82-74	at Tennessee State	3,530
L ... 72-82	at Eastern Kentucky	1,300
W ... 79-76	at Morehead State	700
L ... 53-83	at Tennessee-Martin	1,941
L ... 55-77	at Middle Tennessee	2,375
L ... 68-85	at Tennessee Tech	3,724
L ... 72-106	at at Murray State	4,125
W ... 92-69	at Southeast Missouri	2,500
L ... 81-83	at Tennessee Tech	2,500

* - 3rd, Indiana Classic (Bloomington, IN)
 • T-5th, Ohio Valley Conference (9-9)
 + Ohio Valley Conference Tournament
 (Cookeville, TN)
 7-7 Home; 4-7 Away; 1-1 Neutral

LINEUP: Idris Osei-Agyeman (So/F) - 5.1 ppg; Conya Robinson (Jr/F) - 5.0 ppg; John Smith (Fr/C) - 7.0 ppg; Rick Kaye (Jr/G) - 16.8 ppg/Second Team All-Conference; Chad Peckinpaugh (So/G) - 10.4 ppg

NCAA DIVISION I YEARLY RESULTS

1997-98 - WON 16, LOST 11

SCORE OPPONENT

W ... 81-55 ... Viterbo	1,575
L ... 81-92 ... at Indiana State	8,596
L ... 51-54 ... at Wyoming	5,231
L ... 59-75 ... Loyola (Chicago)	732
W ... 76-63 ... * Austin Peay	2,324
W ... 73-70 ... * Tennessee State	2,463
L ... 72-80 ... at Western Illinois	1,464
W ... 91-66 ... Washington & Jefferson ...	1,046
W ... 79-75 ... at Evansville (OT)	7,349
L ... 69-81 ... at Michigan State	12,385
L ... 63-67 ... * at Eastern Kentucky	1,150
W ... 73-71 ... * at Morehead State	828
W ... 85-74 ... * Middle Tennessee	1,155
W ... 76-59 ... * Tennessee Tech	1,633
L ... 77-88 ... * at Murray State	4,896
W ... 70-65 ... * at UT-Martin (OT)	2,184
W ... 81-78 ... * at SE Missouri (OT)	5,305
W ... 90-80 ... * at Austin Peay	2,290
W ... 72-68 ... * Eastern Kentucky (OT) ..	2,524
L ... 63-56 ... * Morehead State	4,243
W ... 64-56 ... * at Tennessee State	415
L ... 65-67 ... * at Middle Tennessee	4,037
W ... 83-60 ... * at Tennessee Tech	2,858
L ... 64-74 ... * Murray State	4,233
W ... 95-83 ... * Tennessee-Martin	1,412
L ... 77-84 ... * SE Missouri (OT)	4,463
L ... 79-84 ... * Tennessee State	1,251

* - 2nd, Ohio Valley Conference (13-5)
 + - Ohio Valley Conference Tournament (Charleston, IL)
 9-4 Home; 7-7 Away; 0-0 Neutral

LINEUP: Marc Polite (So/F) - 10.3 ppg; Conya Robinson (Jr/F) - 4.2 ppg; John Smith (So/C) - 5.7 ppg; Rick Kaye (Sr/G) - 21.1 ppg/First Team All-Conference; Jack Owens (Jr/G) - 11.2 ppg/All-Conference Newcomer Team

1998-99 - WON 13, LOST 16

SCORE OPPONENT

W ... 80-54 ... Missouri-Baptist	1,056
W ... 70-63 ... Indiana State	2,734
W ... 56-55 ... at Loyola (Chicago)	3,698
L ... 49-62 ... at Purdue	14,123
L ... 59-67 ... * at Tennessee State	1,238
L ... 67-80 ... * at Austin Peay	2,118
L ... 66-85 ... Evansville	1,824
W ... 85-72 ... Western Illinois	1,640
L ... 67-70 ... at Illinois	12,273
W ... 73-72 ... * at Hawaii	7,320
L ... 74-78 ... * vs. Northern Arizona ...	7,365
L ... 65-76 ... at Illinois State	8,297
W ... 86-82 ... * Morehead State	403
W ... 71-56 ... * Eastern Kentucky	264
W ... 68-63 ... * at Tennessee Tech	2,650
W ... 75-73 ... * at Middle Tennessee ..	2,723
W ... 72-63 ... * Tennessee State	2,315
L ... 75-83 ... * UT-Martin (OT)	2,820
L ... 73-86 ... * Murray State	4,008
L ... 70-81 ... * Southeast Missouri	4,364
L ... 82-84 ... * at Morehead State	1,815
L ... 73-75 ... * at Eastern Kentucky	1,850
W ... 74-70 ... * Austin Peay	1,109
W ... 74-70 ... * Tennessee Tech	3,145
W ... 72-62 ... * Middle Tennessee	4,517
L ... 81-87 ... * at Tennessee-Martin	2,024
L ... 89-94 ... * at Murray State (2-OT) ...	6,056
L ... 70-92 ... * at Southeast Missouri ..	6,434
L ... 57-78 ... * at Southeast Missouri ...	4,599

* - T-7th, Ohio Valley Conference (8-10)
 * - 2nd, Hawaii Nike Festival (Honolulu, HI)
 + - Ohio Valley Conference Tournament (Cape Girardeau, MO)
 9-4 Home; 4-11 Away; 0-1 Neutral

LINEUP: Marc Polite (Jr/F) - 14.3 ppg; Merve Joseph (So/F) - 5.7 ppg; Michael Shaver (Sr/C) - 3.8 ppg; Jack Owens (Sr/G) - 11.7 ppg/Honorable Mention All-Conference; Kyle Hill (So/G) - 16.6 ppg

1999-2000 - WON 17, LOST 12

SCORE OPPONENT

L ... 79-95 ... at (#22) Iowa	15,500
L ... 78-81 ... at Nebraska (2-OT)	7,894
W ... 94-47 ... Illinois College	1,219
W ... 76-72 ... * at Middle Tennessee	3,227
L ... 97-107 ... * at Tenn. Tech (2-OT) ..	2,802
W ... 69-60 ... Butler (OT)	2,682
W ... 82-66 ... at Western Illinois	2,534
L ... 91-102 ... at Indiana State (2-OT) ..	4,867
W ... 90-70 ... Arkansas State	1,930
L ... 69-92 ... at Evansville	7,718
W ... 75-73 ... * Austin Peay	1,835
W ... 81-50 ... * Tennessee State	2,532
L ... 69-83 ... * at Murray State	3,475
L ... 65-74 ... * at Tennessee-Martin	2,028
W ... 69-63 ... * Middle Tennessee	1,246
L ... 66-77 ... * at Southeast Missouri	5,546
W ... 85-57 ... * Eastern Kentucky	3,786
W ... 82-69 ... * Morehead State	2,674
L ... 69-70 ... * at Austin Peay	2,000
W ... 98-78 ... * at Tennessee State	1,926
W ... 73-64 ... * Tennessee Tech	2,142
L ... 67-75 ... * Murray State	4,392
W ... 82-75 ... * Tennessee-Martin	2,824
W ... 87-57 ... Saint Francis	2,012
L ... 71-72 ... * Southeast Missouri	4,624
W ... 90-47 ... * at Eastern Kentucky	1,025
W ... 105-92 ... * at Morehead State	2,362
W ... 107-100 ... + Austin Peay (2-OT) ..	2,231
L ... 70-89 ... + vs. Murray State	4,895

* - T-3rd, Ohio Valley Conference (11-7)
 + - Ohio Valley Conference Tournament (Nashville, TN)
 12-2 Home; 5-9 Away; 0-1 Neutral

LINEUP: Marc Polite (Sr/F) - 13.5 ppg/Third Team All-Conference; Kyle Hill (Jr/F) - 19.1 ppg/First Team All-Conference and All-Tournament Team; John Smith (Sr/C) - 7.8 ppg; Todd Bergman (So/F) - 4.3 ppg; Matt Britton (Jr/G) - 10.7 ppg

2000-01 - WON 21, LOST 10

OHIO VALLEY CONFERENCE TOURNAMENT CHAMPIONS

NCAA MIDWEST REGIONAL

SCORE OPPONENT

L ... 73-90 ... at Butler	3,598
L ... 71-85 ... at Nebraska	7,624
W ... 99-78 ... Western Illinois	1,208
W ... 101-77 ... McKendree	1,264
W ... 86-67 ... at Arkansas State	4,630
W ... 91-73 ... Evansville	2,082
W ... 72-71 ... Carthage	1,819
W ... 86-80 ... at Loyola (Chicago)	1,516
L ... 73-83 ... at Miami (FL)	1,347
W ... 73-66 ... * vs. Buffalo	350
L ... 68-90 ... * at South Florida	3,467
L ... 89-90 ... * at Austin Peay (OT)	2,690
W ... 99-98 ... * at Tennessee State ..	1,219
W ... 80-68 ... * Tennessee-Martin	80-68
W ... 79-63 ... * Murray State	4,382
L ... 78-86 ... * at Tennessee Tech	2,979
W ... 83-71 ... * Southeast Missouri	4,860
W ... 88-85 ... * at Morehead State	1,955
W ... 96-79 ... * at Eastern Kentucky	3,150
W ... 74-72 ... * Tennessee State	2,746
W ... 80-78 ... * Austin Peay	5,036
L ... 71-85 ... * at Tennessee-Martin	3,248
L ... 77-92 ... * at Murray State	4,657
W ... 80-71 ... * Tennessee Tech	5,019
L ... 73-75 ... * at Southeast Missouri ..	5,460
W ... 76-51 ... * Morehead State	4,124
W ... 89-80 ... * Eastern Kentucky	4,224
W ... 102-80 ... + Morehead State	3,546
W ... 97-71 ... + vs. Murray State	5,909
W ... 84-83 ... + vs. Austin Peay	4,315
L ... 76-101 ... ! vs. Arizona	13,550

* - 2nd, South Florida Shootout (Tampa, FL)
 * - T-2nd, Ohio Valley Conference (11-5)
 + - 1st, OVC Tournament (Nashville, TN)
 ! - NCAA Midwest Regional (First Round - Kansas City, MO)
 13-0 Home; 5-9 Away; 3-1 Neutral

LINEUP: Todd Bergmann (Jr/F) - 5.8 ppg; Henry Domercant (So/F) - 22.8 ppg/First Team All-Conference and NCAA No. 4 Scorer; Jan Thompson (So/C) - 3.6 ppg; Matt Britton (Sr/G) - 13.2 ppg/Second Team All-Conference; Kyle Hill (Sr/G) - 23.8 ppg/First Team All-Conference and NCAA No. 2 Scorer

2001-02 - WON 15, LOST 16

SCORE OPPONENT

W ... 98-58 ... Saint Joseph's	2,464
L ... 53-93 ... * at (#3) Illinois	13,827
L ... 65-70 ... * vs. Georgia Tech	520
L ... 60-77 ... * vs. Pennsylvania	1,623
W ... 73-57 ... * vs. Hartford	214
W ... 52-50 ... Indiana State	2,213
W ... 87-71 ... Augustana	2,680
W ... 86-76 ... at Evansville	6,008
W ... 81-72 ... at Western Illinois	3,093
W ... 94-78 ... Loyola (Chicago)	1,037
L ... 50-109 ... at (#21) Oklahoma	8,656
L ... 59-72 ... at Ohio State	14,346
L ... 73-86 ... at Northern Illinois	1,904
L ... 64-86 ... * at Austin Peay	1,800
W ... 84-74 ... * Southeast Missouri	2,185
W ... 72-71 ... * Morehead State	2,624
W ... 86-59 ... * Eastern Kentucky	3,782
W ... 77-47 ... Benedictine	1,837
W ... 88-86 ... * at Murray State	2,290
L ... 79-81 ... * at UT-Martin (OT)	3,476
W ... 73-70 ... * Austin Peay	5,039
L ... 92-97 ... * at Tennessee Tech	3,646
L ... 76-94 ... * at Tennessee State	2,370
L ... 70-76 ... * at Eastern Kentucky	2,150
W ... 76-68 ... * at Morehead State	4,271
L ... 76-77 ... * Murray State	3,037
L ... 62-68 ... * Tennessee-Martin	4,119
L ... 87-102 ... * at Southeast Missouri ..	4,082
W ... 88-84 ... * Tennessee State	2,281
L ... 68-85 ... * Tennessee Tech	4,271
L ... 56-103 ... + at Murray State	2,178

* - 7th, Las Vegas Invite (Las Vegas, NV)
 * - T-5th, Ohio Valley Conference (7-9)
 + - OVC Tournament (Murray, KY)
 10-3 Home; 4-11 Away; 1-2 Neutral

LINEUP: Todd Bergmann (Sr/F) - 4.2 ppg; Jesse Mackinson (Jr/C) - 9.6 ppg; Jason Wright (So/G) - 3.4 ppg; J.R. Reynolds (Sr/G) - 9.8 ppg; Henry Domercant (Jr/G) - 26.4 ppg/Conference "Player of the Year" and NCAA No. 2 Scorer

2002-03 - WON 14, LOST 15

SCORE OPPONENT

W ... 73-59 ... * at Boise State	3,892
L ... 65-99 ... * at (#7) Florida	9,460
L ... 74-91 ... at Illinois-Chicago	4,420
L ... 74-97 ... at (#13) Marquette	10,072
W ... 94-89 ... Evansville	2,068
W ... 76-63 ... Western Illinois	3,146
L ... 57-63 ... at Indiana State	4,252
L ... 68-80 ... at (#14) Illinois	13,828
L ... 65-81 ... ^ at Hawaii	6,133
L ... 70-73 ... ^ vs. Cal Poly (OT)	3,100
W ... 90-75 ... Northern Illinois	1,748
W ... 85-75 ... * at Southeast Missouri ...	4,392
L ... 71-75 ... * at Morehead State	2,608
L ... 85-94 ... * at Eastern Kentucky	2,600
L ... 74-80 ... * Murray State	3,124
W ... 68-60 ... * Tennessee-Martin	4,246
L ... 80-87 ... * at Austin Peay (OT)	2,024
W ... 80-72 ... Aurora	3,720
L ... 61-69 ... * Tennessee Tech	2,403
W ... 96-67 ... * Tennessee State	4,307
W ... 85-73 ... * Southeast Missouri	1,438
W ... 95-76 ... * Eastern Kentucky	2,895
W ... 75-69 ... * Morehead State	4,982
L ... 77-96 ... * at Murray State	3,512
W ... 85-84 ... * at Tennessee-Martin	3,857
W ... 80-76 ... * Austin Peay	5,020
W ... 88-75 ... * at Tennessee State	1,839
L ... 84-97 ... * at Tennessee Tech	4,098
L ... 63-74 ... + at Murray State	2,784

* - Quarterfinalist, 2002 Preseason NIT
 ^ - 4th, Adidas Tournament (Honolulu, HI)
 * - T-4th, Ohio Valley Conference (9-7)
 + - OVC Tournament (Murray, KY)
 10-2 Home; 4-12 Away; 0-1 Neutral

LINEUP: Andy Gobczynski (So/F) - 1.8 ppg; Jesse Mackinson (So/C) - 9.8 ppg; Craig Lewis (Sr/G) - 8.3 ppg; J.R. Reynolds (Jr/G) - 12.3 ppg; Henry Domercant (Sr/G) - 27.9 ppg/First Team All-Conference and NCAA No. 2 Scorer

2003-04 - WON 6, LOST 21

SCORE OPPONENT

L ... 76-83 ... at Northern Illinois	3,621
L ... 47-81 ... at (#15) Wisconsin	17,142
L ... 60-77 ... Illinois-Chicago	1,286
L ... 56-71 ... Indiana State	2,617
W ... 80-57 ... Saint Francis	1,002
L ... 76-86 ... at Evansville	5,482
L ... 79-84 ... at Western Illinois	661
L ... 50-69 ... at Ohio State	13,180
L ... 62-71 ... at Iowa	12,400
W ... 93-75 ... Illinois College	1,203
W ... 83-70 ... * Tennessee Tech	1,039
L ... 53-60 ... * Austin Peay	1,531
L ... 64-84 ... * Southeast Missouri	1,671
L ... 59-60 ... * Tennessee State	3,519
L ... 57-64 ... * at Austin Peay	3,310
L ... 67-83 ... * at Tennessee Tech	4,471
L ... 69-73 ... * at Samford	3,112
L ... 73-78 ... * at Jacksonville State	4,388
L ... 67-85 ... * Murray State	1,009
W ... 83-79 ... * UT-Martin (OT)	3,354
W ... 89-85 ... * at Southeast Missouri ...	3,456
L ... 68-75 ... * at Tennessee State	3,847
L ... 72-81 ... Florida-Gulf Coast	1,001
W ... 76-59 ... * Morehead State	1,219
L ... 67-71 ... * Eastern Kentucky	3,024
L ... 73-77 ... * at Tennessee-Martin	2,547
L ... 51-81 ... * at Murray State	5,115

* - T-10th, Ohio Valley Conference (4-12)
 5-8 Home; 1-13 Away; 0-0 Neutral

LINEUP: Josh Gomes (So/G) - 13.6 ppg; Jesse Mackinson (Sr/C) - 9.9 ppg; Aaron Patterson (Jr/F) - 9.8 ppg; Emanuel Dildy (Jr/G) - 7.5 ppg; Derik Hollyfield (Jr/G) - 7.0 ppg

2004-05 - WON 12, LOST 16

SCORE OPPONENT

L ... 51-53 ... at DePaul	7,160
W ... 79-74 ... Evansville	1,128
W ... 77-69 ... UMKC	1,040
L ... 57-76 ... at Indiana State	3,405
W ... 86-62 ... Benedictine	86-62
L ... 60-76 ... Northern Illinois	2,420
W ... 56-53 ... * vs. Idaho State	250
L ... 57-83 ... * at Nevada	5,803
W ... 65-62 ... Western Illinois	1,924
L ... 63-81 ... at Kansas State	4,673
L ... 63-81 ... at Purdue	4,673
L ... 72-86 ... * at Tennessee Tech	3,417
L ... 54-68 ... * at Austin Peay	2,275
L ... 60-79 ... * at Southeast Missouri ...	3,242
L ... 62-77 ... * at Tennessee State	4,470
W ... 63-51 ... * Austin Peay	1,767
L ... 68-81 ... * Tennessee Tech	3,460
W ... 74-65 ... * Samford	2,403
W ... 66-63 ... * Jacksonville State	3,246
L ... 69-73 ... * at Murray State	3,853
W ... 96-91 ... * at UT-Martin (OT)	2,610
L ... 79-88 ... * Southeast Missouri	1,611
W ... 82-61 ... * Tennessee State	1,702
W ... 73-71 ... * at Morehead State (OT) ..	1,307
L ... 72-74 ... * at Eastern Kentucky ...	3,450
W ... 72-68 ... * Tennessee-Martin	3,813
L ... 66-72 ... * Murray State	4,025
L ... 68-72 ... + at Tennessee Tech	4,767

* - 2nd, Dodge Holiday Classic (Reno, NV)
 * - 8th, Ohio Valley Conference (7-9)
 + - First Round, OVC Tournament
 9-4 Home; 2-12 Away; 1-0 Neutral

LINEUP: Josh Gomes (Jr/G) - 16.8 ppg/Second Team All-Conference; George Tandy (Fr/C) - 6.4 ppg/Conference Freshman of the Year; Aaron Patterson (Sr/F) - 7.2 ppg; Emanuel Dildy (Sr/G) - 15.3 ppg; Bobby Catchings (RS-Fr/G) - 9.0 ppg

2005-06 - WON 6, LOST 21

SCORE OPPONENT

L... 35-80	at Xavier	10,091
L... 45-69	at Saint Louis	7,534
L... 68-76	at Western Illinois	1,280
L... 58-66	Indiana State	2,403
L... 80-83 (ot)	* Tennessee Tech	1,074
L... 68-84	* Tennessee State	1,324
L... 50-57	* at Eastern Kentucky	2,250
W... 57-56	* at Morehead State	1,010
L... 56-58	at Missouri	7,069
W... 72-67	at UMKC	1,764
L... 60-72	* Southeast Missouri	1,524
L... 56-62	* at Austin Peay	3,117
L... 65-66	* at Murray State	2,062
W 80-70 (ot)	* Tennessee Martin	1,817
L... 46-71	* Eastern Kentucky	1,002
W... 59-54	* Murray State	1,601
L... 60-75	* at Tennessee Tech	3,547
L... 57-73	* at Tennessee State	5,015
W... 80-65	* Morehead State	3,076
L... 51-66	* at Jacksonville State	1,791
L... 55-58	* at Samford	1,403
L... 61-70	* Austin Peay	1,074
L... 61-85	* at Tennessee Martin	3,411
W... 60-49	* at Southeast Missouri	3,432
L... 50-65	* Eastern Michigan	1,017
L... 68-75	* Jacksonville State	802
L... 41-51	* Samford	1,983

* - 9th, Ohio Valley Conference (5-15)
 + - ESPN Bracket Buster Saturday
 (Charleston, IL)
 3-9 Home; 3-12 Away; 0-0 Neutral

LINEUP: Bobby Catchings (So/F) - 9.4 ppg; George Tandy (So/F) - 9.0 ppg; Jake Byrne (So/C) - 6.9 ppg; Josh Gomes (Sr/G) - 15.1 ppg; Mike Robinson (Fr/G) - 9.6 ppg/OVC Freshman of the Year

2006-07 - WON 10, LOST 20

SCORE OPPONENT

L... 60-70	# Louisiana Monroe	750
L... 55-64	* UC Riverside	1400
L... 54-56	# at Iowa State	12896
W... 64-49	Indiana South Bend	767
L... 41-71	at DePaul	8798
W... 63-61	UW Green Bay	778
L... 50-53	* at Murray State	2389
W... 73-70	Arkansas State	1076
W... 74-69	* at Tennessee Tech	2310
L... 56-59	* at Tennessee State	4187
L... 57-73	* Eastern Kentucky	793
L... 63-71	* Morehead State	752
W... 76-56	Western Illinois	761
L... 51-63	at Eastern Michigan	569
L... 63-73	* Murray State	704
L... 65-80	* Southeast Missouri	3164
L... 76-81 (ot)	* Austin Peay	1036
L... 43-67	* at Tennessee Martin	1521
L... 62-63	* at Eastern Kentucky	3050
L... 64-76	* Tennessee Tech	1035
L... 58-61	* Tennessee State	1491
W... 65-62	* at Morehead State	3815
W... 73-59	* Jacksonville State	1021
L... 48-53	* Samford	3194
L... 71-98	* at Austin Peay	3217
W... 74-59	* Tennessee Martin	1192
W... 77-69	* Southeast Missouri	858
L... 43-66	+ Loyola-Chicago	2537
W... 69-65	* at Jacksonville State	2209
L... 45-71	* at Samford	

* - 10th, Ohio Valley Conference (6-14)
 # - Iowa State Tournament (Ames, Iowa)
 + - ESPN Bracket Buster (Chicago, IL)
 7-7 Home; 3-11 Away; 0-2 Neutral

LINEUP: Bobby Catchings (Jr/F) - 10.1 ppg; Ousmane Cisse (Fr/C) - 6.9 ppg; Jake Byrne (Jr/C) - 7.7 ppg; Romain Martin (Fr/G) - 14.8 ppg/OVC Freshman of the Year; Mike Robinson (So/G) - 10.0 ppg

OVCSPORTS.TV
 THE OFFICIAL BROADBAND VIDEO CHANNEL OF THE OHIO VALLEY CONFERENCE

YOUR ONLINE DESTINATION FOR EXCLUSIVE LIVE & ON-DEMAND STREAMING VIDEO & AUDIO STRAIGHT TO YOUR COMPUTER

OVCsports.tv member benefits include:

- * OVC Football games LIVE on your computer
- * OVC Men's and Women's Basketball games LIVE on your computer
- * OVC events such as Football and Basketball Media Days
- * Coaches shows, press conferences, on-demand features and highlight packages
- * Other LIVE events, including select Volleyball, Soccer and Baseball games, and Conference Championships

ELEVEN OHIO VALLEY CONFERENCE SCHOOLS WILL PARTICIPATE IN THE SIXTH ANNUAL

A total of a 100 teams - representing 16 collegiate athletic conferences - will compete in the two-day event (February 22-23, 2008), with the entire O'Reilly ESPN BracketBusters slate of matchups to be announced on February 4. From the Ohio Valley Conference, Austin Peay, Eastern Illinois, Eastern Kentucky, Murray State and Jacksonville State will serve as host schools, while Morehead State, Samford, Southeast Missouri State, Tennessee-Martin, Tennessee State and Tennessee Tech will play on the road.

Of the 50 games, a total of 14 will be televised nationally on either ESPN2, ESPN, ESPN360.com or ESPN Classic. Six games will air on ESPN2, five on ESPN (ESPN's 24-hour college sports network) and two on ESPN360.com - ESPN's customized broadband service. For the first time this year one game will be featured on ESPN Classic.


This marks the fifth consecutive year that at least one OVC member institution has participated in the event and the second consecutive year that all 11 schools have participated. Over the past four years, the Conference has posted a record of 9-16 in O'Reilly ESPN BracketBusters series action, led by Murray State's perfect 3-0 mark (wins over Rice, Illinois-Chicago and Rider) and Tennessee-Martin's unblemished 2-0 record (wins over Evansville and Saint Peter's). Austin Peay will be included in the event for the fifth straight year, while the other OVC institutions will be making their third appearance.

HOME TEAMS: Austin Peay, Eastern Illinois, Eastern Kentucky, Jacksonville State, Murray State, Akron, Appalachian State, Bradley, Boise State, Buffalo, Butler, Cal State Fullerton, Cal State Northridge, Canisius, Cleveland State, Detroit, Drexel, East Tennessee State, Eastern Michigan, Elon, Fresno State, Holy Cross, Illinois State, Iona, James Madison, Louisiana Tech, Loyola (Maryland), Manhattan, Missouri State, New Mexico State, Northern Arizona, Northern Illinois, Northern Iowa, Ohio, Old Dominion, Oral Roberts, Pacific, Saint Mary's, Saint Peter's, Southern Illinois, Toledo, Towson, UC Irvine, UC Riverside, UNC-Wilmington, Utah State, UW-Green Bay, Valparaiso, William & Mary and Winthrop.

AWAY TEAMS: Morehead State, Samford, Southeast Missouri, Tennessee-Martin, Tennessee State, Tennessee Tech, Albany, Ball State, Binghamton, Boston University, Bowling Green, Bucknell, Cal Poly, Central Michigan, Creighton, Davidson, Delaware, Drake, Evansville, Fairfield, George Mason, Georgia Southern, Georgia State, Hawai'i, High Point, Hofstra, Idaho, Illinois at Chicago, Indiana State, Kent State, Long Beach State, Loyola (Chicago), Marist, Miami (Ohio), Nevada, Niagara, Northeastern, Portland State, Rider, San Jose State, Siena, UC Davis, UC Santa Barbara, UW-Milwaukee, Vermont, Virginia Commonwealth, Western Michigan, Wichita State, Wright State and Youngstown State.



O'Reilly AUTO PARTS
ESPN
ESPNU BRACKETBUSTERS
 Feb. 22 - 23, 2008



THE OHIO VALLEY CONFERENCE

Entering its 59th year, the Ohio Valley Conference continues to build on the success that has made it the nation's eighth-oldest NCAA Division I conference.

The OVC's proud past dates back to 1948, but seeds for the new league were actually planted in 1941. It was then that Roy Stewart, the athletics director at Murray State, Charles (Turkey) Hughes, the athletics director at Eastern Kentucky, and Kelly Thompson, the public relations director at Western Kentucky, first broached the idea of forming a new conference. Discussions were put on hold by World War II, but reemerged Feb. 27-28, 1948 at the Kentucky Hotel in Louisville as the three original institutions combined with Morehead State, Louisville and Evansville to form the OVC.

In the 1950's, the OVC became a pioneer on a much more significant scale socially. During times of racial segregation, league member Morehead State became one of the first non-traditionally black mid-southern institutions to accept a black student. In 1958, Marshall Banks earned athletically-related aid at Morehead, which signed a second black athlete, Howard Murphy, a year later. In 1961, Murphy earned all-conference recognition as a halfback in football. With racial barriers broken, the rest of the institutions in the league began to provide educational and athletic opportunities to African-Americans.

In 1955, the OVC became only the second six-member league nationally to earn an automatic bid to the prestigious NCAA Men's Basketball Tournament, which, at that time, was limited to only 24 participants. The conference quickly proved worthy of that bid, as Morehead State defeated Marshall (107-92) and Wayne State (95-84) in the 1956 tournament.

Fifteen years later, former OVC member Western Kentucky became the first and only conference team to reach the Final Four. The Hilltoppers defeated Jacksonville, Kentucky and Ohio State before losing to Villanova in double overtime. WKU went on to finish in third place after beating Kansas 77-75 in the consolation game.

Since that time, the OVC has recorded some of the biggest upsets in the history of the NCAA Tournament. Perhaps the most famous moment came in 1987, when Austin Peay came from fourth place in the regular season to win the OVC Tournament and earn the league's automatic bid. The Governors drew powerful Illinois, and

were such big underdogs, that ESPN broadcaster Dick Vitale promised to stand on his head if APSU won the game. After a 68-67 victory over the Illini, and a narrow 90-87 overtime loss to eventual Final Four participant Providence in the second round, Vitale made good on his promise in a visit to Clarksville two months later.

Murray State added to the OVC's string of upsets in 1988 when it knocked off 14th-ranked North Carolina State, 78-75. The Racers' M&M Boys - Jeff Martin and Don Mann - combined for 39 points in the win. MSU nearly went on to the Sweet 16 that year, losing to eventual national champion Kansas, 61-58. A bank shot by Mann that would've given the Racers a one-point lead rolled off the rim with three seconds left. In recent years, Murray State has dominated the OVC Tournament, reaching the championship game every year in the 1990's and winning the title seven times.

Through the past 58 years, 11 teams have won or shared the league's men's basketball title. Murray State heads the list with a Conference-record 20 outright or shared basketball crowns. Other past champions include Western Kentucky (19), Morehead State (9), Eastern Kentucky (6), Austin Peay (6), Tennessee Tech (5), former member Middle Tennessee (4), Tennessee State (2) and Southeast Missouri, Eastern Illinois and former members East Tennessee State and Akron with one each.


The Ohio Valley Conference sponsors the following sports: baseball, basketball, cross country, football, golf, tennis and track for men, and basketball, cross country, golf, soccer, softball, tennis, track and volleyball for women. In addition, the OVC also sponsors the combined men's and women's sport of rifle.

Fast approaching its 60th anniversary, the Ohio Valley Conference has grown significantly from its humble beginnings while increasing the number of athletics opportunities it provides for students. In addition to newest members Jacksonville State University and Samford University, other current league representatives include charter members Eastern Kentucky University, Morehead State University and Murray State University, along with Austin Peay State University, Eastern Illinois University, Southeast Missouri State University, Tennessee State University, Tennessee Technological University and the University of Tennessee at Martin.

OVC STAFF



DR. JON STEINBRECHER
Commissioner



KYLE SCHWARTZ
Asst. Commissioner
Media Relations



HEATHER BROWN
Assistant Media
Relations Director



JACKIE MYNARSKI
Director of Institutional
Services



JENNIFER BROST
Director of Business
and Finance



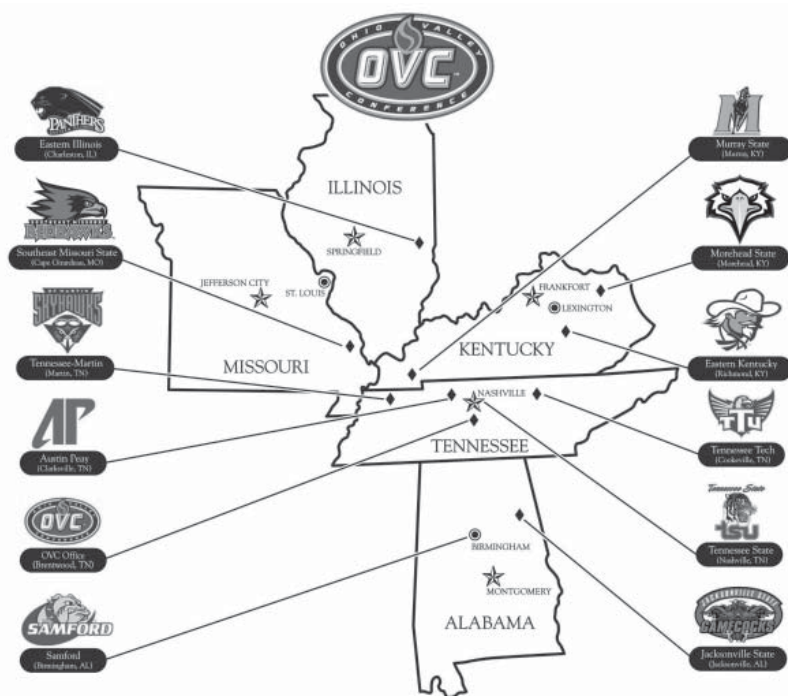
BRIAN PULLEY
Director of External
Affairs

OHIO VALLEY CONFERENCE
215 Centerview Drive, Suite 115
Brentwood, TN 37027

(615) 371-1698 (phone)
(615) 371-1788 (fax)



www.ovcsports.com



PANTHER HISTORY IN THE OHIO VALLEY CONFERENCE

2006-07 FINAL STANDINGS

	OVC		ALL	
	W	L	W	L
Austin Peay #	16	4	21	12
Eastern Kentucky *	13	7	21	12
Tennessee Tech	13	7	19	13
Murray State	13	7	16	14
Samford	12	8	16	16
Southeast Missouri	9	11	11	20
Morehead State	8	12	12	18
Tennessee State	8	12	12	20
Jacksonville State	7	13	9	21
EASTERN ILLINOIS	6	14	10	20
Tennessee Martin	5	15	8	23

* - OVC Tournament Champion and NCAA Tournament Participant (automatic bid)
National Invitation Tournament Participant

2005-06 FINAL STANDINGS

	OVC		ALL	
	W	L	W	L
Murray State *	17	3	24	7
Samford	14	6	20	11
Tennessee Tech	13	7	19	12
Jacksonville State	12	8	16	13
Austin Peay	11	9	17	14
Eastern Kentucky	11	9	14	16
Tennessee State	11	9	13	15
Tennessee Martin	9	11	13	15
EASTERN ILLINOIS	5	15	6	21
Southeast Missouri	4	16	7	20
Morehead State	3	17	4	23

* - OVC Tournament Champion and NCAA Tournament Participant (automatic bid)

2004-05 FINAL STANDINGS

	OVC		ALL	
	W	L	W	L
Tennessee Tech	12	4	18	11
Eastern Kentucky *	11	5	22	9
Murray State	11	5	17	11
Samford	10	6	15	13
Southeast Missouri	9	7	15	14
Tennessee State	9	7	14	17
Austin Peay	9	7	13	19
EASTERN ILLINOIS	7	9	12	16
Morehead State	5	11	11	16
Tennessee-Martin	3	13	6	21
Jacksonville State	2	14	7	22

* - OVC Tournament Champion and NCAA Tournament Participant (automatic bid)

2003-04 FINAL STANDINGS

	OVC		ALL	
	W	L	W	L
Austin Peay #	16	0	22	10
Murray State *	14	2	28	6
Morehead State	10	6	16	13
Eastern Kentucky	8	8	14	15
Jacksonville State	7	9	14	14
Tennessee Tech	7	9	13	15
Samford	7	9	12	16
Tennessee State	6	10	7	21
Tennessee-Martin	5	11	10	18
Southeast Missouri	4	12	11	16
EASTERN ILLINOIS	4	12	6	21

* - OVC Tournament Champion and NCAA Tournament Participant (automatic bid)
- National Invitational Tournament Participant

2002-03 FINAL STANDINGS

	OVC		ALL	
	W	L	W	L
Austin Peay *	13	3	23	8
Morehead State	13	3	20	9
Tennessee Tech	11	5	20	12
Murray State	9	7	17	12
EASTERN ILLINOIS	9	7	14	15
Tennessee-Martin	7	9	14	14
Southeast Missouri	5	11	11	19
Eastern Kentucky	5	11	11	17
Tennessee State	0	16	2	25

* - OVC Tournament Champion and NCAA Tournament Participant (automatic bid)

2001-02 FINAL STANDINGS

	OVC		ALL	
	W	L	W	L
Tennessee Tech #	15	1	27	7
Morehead State	11	5	18	11
Murray State *	10	6	19	13
Austin Peay	8	8	14	18
Tennessee-Martin	7	9	15	14
EASTERN ILLINOIS	7	9	15	16
Tennessee State	7	9	11	16
Southeast Missouri	4	12	6	22
Eastern Kentucky	3	13	7	20

* - OVC Tournament Champion and NCAA Tournament Participant (automatic bid)
- National Invitational Tournament Participant

2000-01 FINAL STANDINGS

	OVC		ALL	
	W	L	W	L
Tennessee Tech	13	3	20	9
EASTERN ILLINOIS *	11	5	21	10
Murray State	11	5	17	12
Austin Peay	10	6	22	10
Southeast Missouri	8	8	18	12
Tennessee State	7	9	10	19
Morehead State	6	10	12	16
Tennessee-Martin	5	11	10	18
Eastern Kentucky	1	15	7	19

* - OVC Tournament Champion and NCAA Tournament Participant (automatic bid)

1999-00 FINAL STANDINGS

	OVC		ALL	
	W	L	W	L
Southeast Missouri *	14	4	24	7
Murray State	14	4	23	9
Austin Peay	11	7	18	10
EASTERN ILLINOIS	11	7	17	12
Tennessee Tech	11	7	16	12
Middle Tennessee	10	8	15	13
Tennessee-Martin	7	11	10	19
Tennessee State	6	12	7	22
Morehead State	4	14	9	18
Eastern Kentucky	2	16	6	21

* - OVC Tournament Champion and NCAA Tournament Participant (automatic bid)

1998-99 FINAL STANDINGS

	OVC		ALL	
	W	L	W	L
Murray State *	16	2	27	6
Southeast Missouri	15	3	20	9
Morehead State	9	9	13	15
Tennessee State	9	9	12	15
Austin Peay	9	9	11	16
Middle Tennessee	9	9	12	19
EASTERN ILLINOIS	8	10	13	16
Tennessee Tech	8	10	12	15
Tennessee-Martin	5	13	8	18
Eastern Kentucky	2	16	3	23

* - OVC Tournament Champion and NCAA Tournament Participant (automatic bid)

1997-98 FINAL STANDINGS

	OVC		ALL	
	W	L	W	L
Murray State *	16	2	29	4
EASTERN ILLINOIS	13	5	16	11
Middle Tennessee	12	6	19	9
Austin Peay	11	7	17	11
Southeast Missouri	10	8	14	13
Tennessee State	8	10	13	16
Eastern Kentucky	8	10	10	17
Tennessee Tech	5	13	9	21
Tennessee-Martin	5	13	7	20
Morehead State	2	16	3	23

* - OVC Tournament Champion and NCAA Tournament Participant (automatic bid)


1996-97 FINAL STANDINGS

	OVC		ALL	
	W	L	W	L
Murray State *	12	6	20	10
Austin Peay	12	6	17	17
Middle Tennessee	11	7	19	12
Tennessee Tech	10	8	15	13
EASTERN ILLINOIS	9	9	12	15
Southeast Missouri	9	9	12	18
Tennessee-Martin	8	10	11	16
Tennessee State	7	11	9	18
Eastern Kentucky	6	12	8	18
Morehead State	6	12	8	19

* - OVC Tournament Champion and NCAA Tournament Participant (automatic bid)



NIKEBASKETBALL.COM



FIVE MUST SUMMON IT.
AND WHEN IT'S TASTED ENOUGH
BLOOD, SWEAT AND TRUST,
IT AWAKENS.

TOGETHER YOU MAKE THE
**BEAUTIFUL
MONSTER**

MEDIA INFORMATION



SID & MARKETING STAFF



RICH MOSER
Sports Information
Director

rlmoser@eiu.edu
(217) 581-7480



AMY REIS
Director of
Marketing

alreis@eiu.edu
(217) 581-7151



BART RETTBERG
Assistant Sports
Information Director

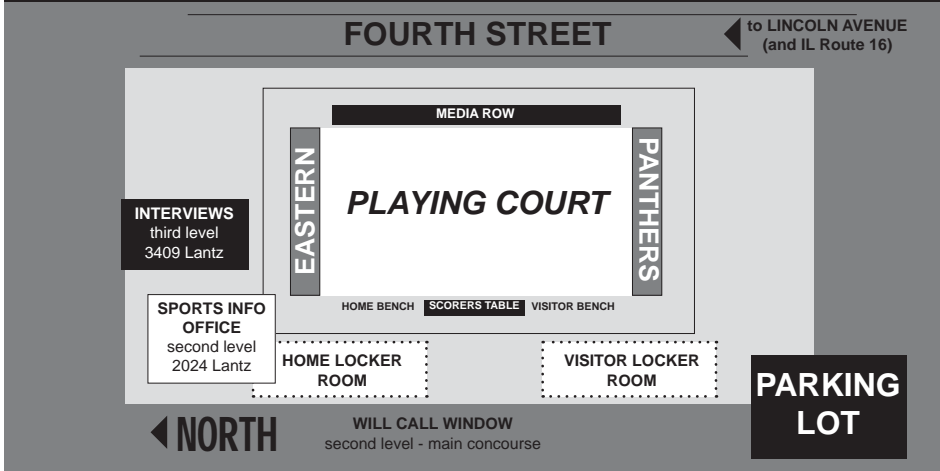
bvrettberg@eiu.edu
(217) 581-6408



BEN TURNER
Assistant Sports
Information Director

bwtturner@eiu.edu
(217) 581-7480

LANTZ ARENA LAYOUT



GAME DAY SUPPORT STAFF

- Basketball Secretary..... Brenda Wilson
- Head Certified Athletic Trainer..... Mark Bonnstetter
- Certified Athletic Trainer for Men's Basketball..... Tony Katzenmeier
- Strength & Conditioning Coach..... Michael Hall
- Basketball Managers
- Equipment Manager..... Mike Clayton
- Director of Marketing and Promotions..... Amy Reis
- Computer Statistician..... Bart Rettberg
- Statistician Aides..... EIU Student Workers

- Videoboard Operators..... Ken Tylman and Wilburn Hutson
- Scoreboard Crew..... Stan Adkins, Larry Ankenbrand, Jim Erdmann, Russ Fischer,
.....Kenny Hughes, Brian Jones, Randy Jones, Don Schaefer, Rod Schaefer, Paul Slifer

- Panther Pep Band Director..... Jeffrey Steiner
- Pink Panther Advisor..... Lisa Dallas
- Cheer Team Advisor..... Antoine Thomas

CREDENTIALS

Requests for press, radio, television and photographers' credentials must be made through the EIU Sports Information & Marketing Office:

BY MAIL
Rich Moser, Sports Information Director
Sports Information and Marketing Office
2024 Lantz Building
Eastern Illinois University
Charleston, IL 61920

BY FAX
Fax a request on company letterhead to (217) 581-6434.

GAME DAY SERVICES

Game notes, rosters and statistics are provided at each home game.

Post-game interviews will begin approximately 10 minutes following the completion of the game in the hallway outside each team's locker room.