

EASTERN ILLINOIS

2024-25 Men's Basketball @EIU_Panthers @eiubasketball



EASTERN ILLINOIS

EASTERN ILLINOIS (1-4) at Valparaiso (2-2)



Sunday, November 24 • 1 pm

Valparaiso, Ind. • ARC

RADIO: Hit Mix 88.9 WEIU

TV: ESPN+

LIVE STATS: www.eiupanthers.com

SERIES RECORD: EIU leads 20-16

LAST MEETING: VALPO 78, EIU 65 on March, 4, 1996 at Mid-Con Tourney



GAME 6

Former Mid-Continent Conference rivals square off for the first time in close to 30 years as Eastern Illinois travels to Valparaiso on Sunday afternoon for the second game of this year's DePaul Blue Demon MTE. EIU lost its first game in the event at DePaul on Tuesday night falling to 1-4 on the year with all four losses on the road at Power Conference teams (3 Big Ten / 1 Big East). EIU concludes MTE action next Friday (Nov. 29) hosting Northern Illinois. Valparaiso improved to 2-2 on the year with a home win over OVC member Lindenwood on Thursday night.

JACOBI BIG SCORING NIGHT

Kooper Jacobi continues to battle for the Panthers in the low block as the 6'7" graduate student plays the four and sometimes the five position in the EIU line-up. Jacobi has been the Panthers top rebounder the last two seasons ranking in the top five in the OVC last season prior to missing the final 17 games of the year due to injury. This year he is once again on track as Jacobi is second in the conference in rebounding at 8.2 per contest. He pulled down eight on Tuesday night at DePaul to go along with a career high 22 points on offense. Jacobi was 9-of-16 from the floor (56 pct) and he is shooting over 50 percent from the field in his last three games (53 pct / 14.7 ppg). Jacobi has three career double-doubles including one earlier this season against Earlham College.

SHELTON PERFECT AT THE LINE

EIU's leading scorer on the season Nakyel Shelton struggled to get shots to fall from the field on Tuesday at DePaul finishing just 3-of-11 from the field. However Shelton did find his way to the free throw line during the contest finishing a perfect 11-of-11 to score 17 points. Shelton now leads the OVC in free throw percentage at 88.9 percent and has made 15 straight free throws dating back to a miss in the season opener at Illinois. Shelton has scored in double figures in all five games this season ranking 5th in the OVC in scoring at 16.6 points per game. As a guard he has also pulled down 4.2 rebounds per game and ranks third in the OVC in blocks. The last EIU player to shoot 10 or more free throws in a game and not miss was Joey Miller going 10-of-10 on Nov. 30, 2011 against Maine. The previous year Jeremy Granger went 13-of-13 from the stripe against Toledo, one of six players in program history to be perfect with 12 or more attempts. Henry Domercant holds the school record at 17-of-17 against Loyola Chicago (2001).

UP NEXT

Friday - Nov. 29 vs. Northern Illinois, 2 pm (ESPN+)

EASTERN ILLINOIS PROJECTED STARTERS *

| P | # | Name | Ht | Wt | Yr | Hometown | Pts | Reb | Ast |
|---|----|----------------|-----|-----|------|------------------------|------|-----|-----|
| G | 3 | Naykel Shelton | 6-3 | 180 | Sr | Chicago, Ill. | 16.6 | 4.2 | 1.4 |
| G | 5 | Zion Fruster | 6-2 | 170 | Jr | Douglasville, Ga. | 10.6 | 3.4 | 1.0 |
| G | 11 | Malik Olafioye | 6-2 | 190 | R-Fr | Ecorse, Mich. | 3.0 | 1.8 | 2.2 |
| F | 23 | Rodolfo Bolis | 6-8 | 240 | Sr | Espirito Santo, Brazil | 2.4 | 3.4 | 1.4 |
| F | 40 | Kooper Jacobi | 6-7 | 200 | Gr | Sellersburg, Ind. | 13.4 | 8.2 | 1.8 |

EASTERN ILLINOIS RESERVES

| | | | | | | | | | |
|---|----|------------------|------|-----|------|----------------------|------|-----|-----|
| G | 1 | Corey Sawyer Jr | 6-4 | 160 | Sr | Orlando, Fla. | --- | --- | --- |
| G | 2 | Artese Stapleton | 6-3 | 170 | Gr | Chicago, Ill. | 10.2 | 2.0 | 3.8 |
| G | 4 | Isaiah Griffin | 6-0 | 160 | Fr | Orange, NJ | 5.3 | 1.0 | 0.3 |
| G | 6 | Kam O'Connor | 6-0 | 170 | R-So | Lebanon, Ohio | 0.5 | 0 | 0 |
| F | 8 | Blake Goodman | 6-7 | 200 | R-Jr | Detroit, Mich. | 4.0 | 1.0 | 0 |
| G | 9 | Obadiah Curtis | 6-5 | 200 | R-Jr | Fresno, Calif. | 7.7 | 4.0 | 0 |
| F | 10 | Jackson Connor | 6-6 | 210 | R-Jr | Marion, Ill. | --- | --- | --- |
| G | 12 | Carson Prost | 6-3 | 165 | Sr | Mount Vernon, Ill. | 0.3 | 0.3 | 0 |
| F | 17 | Lazar Grbovic | 6-8 | 240 | R-Jr | Belgrade, Serbia | 1.3 | 0.3 | 0 |
| F | 22 | Sekou Kalle | 6-10 | 220 | Sr | Louisville, Ky. | 1.6 | 2.6 | 0.2 |
| F | 24 | Terry McMorris | 6-7 | 185 | Fr | Oklahoma City, Okla. | 0.3 | 0 | 0 |

| | | |
|-------------|--------------------------------------|----------------|
| N 4 | at No. 24 Illinois..... | L 67-112 |
| N 6 | EARLHAM COLLEGE..... | W 97-61 |
| N 10 | at No. 17 Indiana..... | L 55-90 |
| N 15 | at Northwestern..... | L 58-67 (ot) |
| N 19 | + at DePaul..... | L 69-78 |
| N 24 | + at Valparaiso..... | 1 pm |
| N 29 | + NORTHERN ILLINOIS..... | 2 pm |
| D 3 | at Butler..... | 5:30 pm |
| D 6 | CALUMET SAINT JOSEPH..... | 12 pm |
| D 14 | at Eastern Kentucky..... | 7 pm |
| D 19 | + at Southeast Missouri..... | 7:30 pm |
| D 21 | + at Little Rock..... | 3 pm |
| D 28 | BLACKBURN COLLEGE..... | 2 pm |
| J 2 | + LINDENWOOD..... | 7:30 pm |
| J 4 | + WESTERN ILLINOIS..... | 3:30 pm |
| J 7 | + SIUE..... | 7:30 pm |
| J 9 | + TENNESSEE TECH..... | 7:30 pm |
| J 16 | + at UT Martin..... | 7:30 pm |
| J 18 | + at Tennessee State..... | 3:30 pm |
| J 23 | + MOREHEAD STATE..... | 7:30 pm |
| J 25 | + SOUTHERN INDIANA..... | 3:30 pm |
| J 30 | + at Western Illinois..... | 7:30 pm |
| F 1 | + at Lindenwood..... | 3:30 pm |
| F 4 | + at SIUE..... | 7:30 pm |
| F 8 | + at Tennessee Tech..... | 3 pm |
| F 13 | + TENNESSEE STATE..... | 7:30 pm |
| F 15 | + UT MARTIN..... | 3:30 pm |
| F 20 | + at Southern Indiana..... | 7:30 pm |
| F 22 | + at Morehead State..... | 2:30 pm |
| F 27 | + LITTLE ROCK..... | 7:30 pm |
| M 1 | + SOUTHEAST MISSOURI..... | 3:30 pm |
| M 5 | OVC Tournament (at Evansville, Ind.) | |

• Ohio Valley Conference Games

+ DePaul MTE Classic (Campus Sites)

All home games and road OVC games on ESPN+



2024-25 OVC BASKETBALL STANDINGS

| SCHOOL | OVC | OVERALL |
|-------------------------|-----|---------|
| Eastern Illinois..... | 0-0 | 1-4 |
| Lindenwood..... | 0-0 | 2-4 |
| Little Rock..... | 0-0 | 3-2 |
| Morehead State..... | 0-0 | 2-3 |
| SIUE..... | 0-0 | 4-3 |
| Southeast Missouri..... | 0-0 | 2-3 |
| Southern Indiana..... | 0-0 | 1-4 |
| Tennessee State..... | 0-0 | 3-3 |
| Tennessee Tech..... | 0-0 | 3-3 |
| UT Martin..... | 0-0 | 2-3 |
| Western Illinois..... | 0-0 | 3-3 |

Through November 21, 2024

INSIDE THE NUMBERS



| | | | |
|-------------------------------------|--------|-------------------------------------|-------|
| EIU Points Per Game | 69.2 | VALPO Points Per Game | 79.5 |
| Opponents Points Per Game..... | 81.6 | Opponents Points Per Game..... | 67.0 |
| Scoring Margin | - 12.4 | Scoring Margin | +12.5 |
| Field Goal Percentage..... | .420 | Field Goal Percentage..... | .458 |
| 3-Point Field Goal Percentage | .325 | 3-Point Field Goal Percentage | .299 |
| Free Throw Percentage..... | .637 | Free Throw Percentage..... | .829 |
| Rebounds | 34.2 | Rebounds | 41.0 |
| Rebound Margin..... | - 5.2 | Rebound Margin..... | + 8.5 |
| Assists Per Game..... | 12.0 | Assists Per Game..... | 14.3 |
| Turnovers Per Game | 13.6 | Turnovers Per Game | 10.8 |
| Steals Per Game | 9.2 | Steals Per Game | 4.0 |
| Blocks Per Game..... | 2.8 | Blocks Per Game..... | 4.0 |
| Field Goal Percentage Defense | .456 | Field Goal Percentage Defense | .422 |

EASTERN ILLINOIS HEAD COACH MARTY SIMMONS

Marty Simmons was hired as the 15th head coach in Eastern Illinois men's basketball history and only fourth for the Panthers at the NCAA Division I level when he was hired on March 31, 2021. A former Illinois Mr. Basketball standout that played many games for Lawrenceville High School at Eastern Illinois Lantz Arena, Simmons is in his fourth head coaching stop of his career. He holds a 312-317 career record including 184 wins as the head coach at his alma mater, Evansville. He led the Purple Aces to five post-season appearances including winning the 2015 CIT Championship. Simmons has additional head coaching stops for one season at Wartburg College in Iowa and SIUE when the now OVC member was an NCAA Division II program. He worked on the coaching staff at Clemson as the Tigers made the 2021 NCAA Tournament. Simmons has a record of 29-70 (16-38 OVC) at EIU in his third season.

LAST TIME OUT

Eastern Illinois battled Big East member DePaul for a majority of the game but at the end of the night could not overcome the Blue Demons 15 made 3-pointers as they lost 78-69 in Chicago. Four EIU players scored in double figure in the game with Kooper Jacobi scoring a career high 22 points. Nakyel Shelton struggled from the field (3-of-11) but was perfect from the foul line (11-of-11) to score 17 points.

SCOUTING VALPARAISO

Roger Powell Jr is in his second season as the head coach at Valparaiso leading the Beacons to a 7-25 record in his first season. This year the program is off to a 2-2 record following a Thursday night win over OVC member Lindenwood. Cooper Schweiger returns as one of three Valpo players currently averaging in double figures. Schweiger was last year's Missouri Valley Conference Freshman of the Year and is averaging 13 points a game this season. Devon Ellis averages 15.3 points and Jefferson De La Cruz Monegro averages 12 a game.

SERIES INFORMATION

Former Mid-Continent Conference (now Summit League) rivals from 1982-1996, Eastern Illinois and Valparaiso meet for the 37th time in program history and the first since EIU departed the league to join the Ohio Valley Conference in 1996-97. EIU holds a 20-16 all-time lead in the series but Valpo has won eight straight primarily behind the play of guard Bryce Drew during the Panthers final years in the Mid-Con. EIU's last win in the series was Feb. 27, 1993 a 77-76 win in Charleston. EIU's last win at Valparaiso was Feb. 10, 1992 with a 70-56 win as EIU would go on to play in their first NCAA Division I Tournament later that year.

DID YOU KNOW

Eastern Illinois played its last men's basketball game as a member of the then Mid-Continent Conference (now Summit League) against Valparaiso in the semifinals of the 1996 Mid-Con Tournament in Moline, Illinois. EIU beat Buffalo in the opening round while Valpo beat Chicago State. Valparaiso would end EIU's time in the conference with a 78-65 win over the Panthers before beating Western Illinois in the championship game.

QUICK FACTS

EIU BASKETBALL CONTACT INFO / QUICK FACTS
 Contact:..... Rich Moser
 Email:..... rlmoser@eiu.edu
 Cell Phone:..... (217) 508-8317
 Website:..... www.EIUPanthers.com
 Location Charleston, Ill.
 Enrollment.....8,505
 Nickname Panthers
 Colors Blue, Gray & White
 President Dr. Jay Gatrell
 Athletic Director..... Tom Michael
 Basketball Arena Groniger Arena (4,200)
 Basketball Radio Station Hit Mix 88.9 WEIU
 Announcers.....Mike Bradd



TWITTER
 @EIU_Panthers
 @eiusbasketball



FACEBOOK
 EIU Panthers



INSTAGRAM
 eiu Panther nation
 eiu_mbb

Career Double-Doubles

LAST IS LISTED

RODOLFO BOLIS (1)

13 pts, 11 reb vs. UT Martin (Feb. 12, 2022)

ZION FRUSTER (1) AT VIRGINIA WISE

34 pts, 12 reb vs. Mars Hill (Jan. 3, 2024)

BLAKE GOODMAN (2) AT FISK

14 pts, 10 reb at Rust (Miss.) (Feb. 24, 2024)

KOOPER JACOBI (3)

16 pts, 11 reb vs Earlham College (Nov. 6, 2024)

NAKYEL SHELTON (7) AT CARDINAL STITCH

19 pts, 15 reb vs. Roosevelt (Feb. 12, 2022)

ARTESE STAPLETON (5) 3 AT LINC / 2 AT LEWIS

19 pts, 10 reb at Fort Hays State (Feb. 9, 2023)

Career Double Figure Scoring

Artese Stapleton (1 at KC / 25 at LIN / 6 RAD / 29 at Lewis) ..65 (4)
 Nakyel Shelton (23 at Cardinal Stritch) 43 (5)
 Zion Fruster (22 at Virginia Wise)..... 26 (4)
 Blake Goodman (20 at Fisk).....20
 Corey Sawyer Jr.14
 Kooper Jacobi..... 11 (3)
 Rodolfo Bolis5
 Isaiah Griffin 2 (1)
 Obadiah Curtis..... 2 (2)
 Lazar Grbovic (1 at Ark. State) 1
 Sekou Kalle (1 at Evansville).....1

(during 2024-25 season)

Career Double Figure Rebounds

Nakyel Shelton (7 at Cardinal Stritch)8
 Artese Stapleton (2 at Lincoln / 2 at Lewis)4
 Kooper Jacobi..... 4 (1)
 Roldolfo Bolis.....2
 Sekou Kalle (2 at Evansville).....2
 Blake Goodman (2 at Fisk).....2
 Zion Fruster (1 at Virginia Wise)..... 1

Career Double Figure Assists

Artese Stapleton (1 at Lincoln)1

2024-25 Eastern Illinois Panther Basketball

| # | PLAYER | POS | HT | WT | YR | HOMETOWN (HIGH SCHOOL/LAST) | PLAYER NOTES |
|----|------------------|-----|------|-----|------|--|---|
| 1 | Corey Sawyer Jr. | G | 6-4 | 160 | Sr | Orlando, Fla. (Cloud County CC) | Had 3-game double figure scoring streak 4 times during year |
| 2 | Artese Stapleton | G | 6-3 | 170 | Gr | Chicago, Ill. (Univ. Missouri Kansas City) | Sixth year player with 1,263 career collegiate points |
| 3 | Nakyl Shelton | G | 6-3 | 180 | Sr | Chicago, Ill. (South Suburban CC) | Has made 15 straight free throws (11-of-11 at DePaul) |
| 4 | Isaiah Griffin | G | 6-0 | 160 | So | Orange NJ (Sunrise Christian Academy) | Second career double figure game with 10 pts vs Earlham |
| 5 | Zion Fruster | G | 6-2 | 170 | Jr | Douglasville, Ga. (Univ. of Virginia Wise) | Leading scorer at Virginia Wise last year at 18 ppg |
| 6 | Kam O'Connor | G | 6-0 | 170 | R-So | Lebanon, Ohio (UNC Pembroke) | Appeared in five games off bench at UNC Pembroke |
| 8 | Blake Goodman | F | 6-7 | 200 | R-Jr | Detroit, Mich. (Fisk Univ.) | Had three 30-plus point scoring nights last year at Fisk Univ. |
| 9 | Obadiah Curtis | G | 6-5 | 200 | R-Jr | Fresno, Calif. (Arkansas State Univ.) | Scored in double figures in first two games this year off bench |
| 10 | Jackson Connor | F | 6-6 | 210 | R-Jr | Marion, Ill. (John A. Logan College) | Two years at John A. Logan, played in 22 games in 2020-21 |
| 11 | Malik Olafioye | G | 6-2 | 190 | R-Fr | Ecorse, Mich. (Univ Missouri Kansas City) | Had five assists in first career start at Northwestern |
| 12 | Carson Prost | G | 6-3 | 165 | Sr | Mount Vernon, Ill. (Rend Lake College) | Scored in limited minutes in opener at Illinois |
| 17 | Lazar Grbovic | F | 6-8 | 240 | R-Jr | Belgrade, Serbia (Moberly Area CC) | Had six points, five rebounds vs. Western Illinois |
| 22 | Sekou Kalle | F | 6-10 | 220 | Sr | Sellersburg, Ind. (Univ. of Evansville) | Two years at Evansville, shot 62 percent from floor last year |
| 23 | Rodolfo Bolis | F | 6-8 | 240 | Sr | Espirito Santo, Brazil (NBA Academy Latin America) | Season high eight points at Northwestern |
| 24 | Terry McMorris | F | 6-7 | 185 | Fr | Oklahoma City, Okla. (Link Year Prep) | Led OKC Douglass HS to Class 4A State Title in 2022-23 |
| 40 | Kooper Jacobi | F | 6-7 | 200 | Gr | Sellersburg, Ind. (Univ. of Toledo) | Third career double-double with 16 pts, 11 reb vs Earlham |

Head Coach: Marty Simmons (Evansville, 1987 - 4th year)

Assistant Coach: Rich McBride (Illinois - 2nd year)

Assistant Coach: Kylen Butler (Indianapolis - 2nd year)

Assistant Coach: Nate Michael (McKendree - 1st year)

Assistant Coach: Bob Lockart (Millikin - 3rd year)

Graduate Assistant: Carlos Cortez Jr (Eastern Illinois - 1st year)

Athletic Trainer: Noah Davis (1st year)

AR-tese Stapleton

luh-ZARR GIRB-uh-vich

Roh-DOLF-oh Boh-lees

muh-LEEK oh-loff-ee-OH-yay

Carson PRO (do not pronounce the "st" at the end)

Zion Frew-ster (rhymes with booster)

Nuh-KYLE Shelton

Cooper Juh-KOH-bee

SAY-koo kuh-LAY

oh-buh-DIE-uh Curtis

Panthers Record When...

Numbers for 2024-25 season

| | |
|------------------------------------|-----|
| Leading at the half | 1-1 |
| Trailing at the half | 0-3 |
| Tied at the half | 0-0 |
| EIU leads in rebounds | 1-0 |
| Opponent leads in rebounds | 0-4 |
| Rebounds are equal | 0-0 |
| EIU has more turnovers | 0-1 |
| Opponent has more turnovers | 1-2 |
| Turnovers are equal | 0-1 |
| EIU shoots 50% or better | 1-0 |
| EIU shoots below 40% | 0-2 |
| Opponent shoots 50% or better | 0-1 |
| Opponent shoots below 40% | 1-0 |
| EIU has 65 or fewer points | 0-2 |
| EIU has 80 or more points | 1-0 |
| Opponent scores 65 or fewer | 1-0 |
| Opponent score 80 or more | 0-2 |
| Games decided by 1-5 points | 0-0 |
| Games decided by 6-10 points | 0-2 |
| Games decided by 11-15 points | 0-0 |
| Games decided by 16 points or more | 1-2 |
| Overtime Games | 0-1 |

• Redshirt freshman guard Malik Olafioye was inserted into the starting line-up at Northwestern due to injury on the Panthers roster. He responded playing 33 minutes with five assists and just one turnover as EIU pushed the Big Ten Wildcats to overtime before falling on the road. Olafioye picked up his second start on Tuesday at DePaul and again was solid at the point playing 36 minutes with three assists and no turnovers. A big time scorer in high school in Michigan, Olafioye has nine points in those two starts to go along with five rebounds, one block and one steal.

• Artese Stapleton was around the ball creating havoc once again on Tuesday night as the sixth year guard finished with four steals for his third multiple steal game of the season. Stapleton posted a season high five steals in the loss at nationally ranked Indiana. He currently ranks fourth in the OVC in steals with 11 (2.2 per game). In addition Stapleton has been an offensive threat for the Panthers scoring in double figures in four of the five games. He had a season high 17 points in the win over Earlham College and now has 65 career double figure scoring games during his collegiate career.

• The last two seasons Eastern Illinois has led the Ohio Valley Conference in steals with each of those totals landing as the top two season totals in school history. Two years ago EIU set its school record for steals with 260. Last season the Panthers came up just short of breaking that record finishing with 258 steals. This year EIU seems poised to once again make a run at the school record as the Panthers are averaging 9.2 steals per game (46 total) which ranks third in the OVC. EIU had ten steals on Tuesday at DePaul marking the second time this season EIU had ten or more steals in a game.

• Zion Fruster has been a welcome addition to the Panthers scoring line-up as the transfer guard is one of four players currently averaging in double figures this season. Last season Fruster was the leading scorer at Division II Virginia Wise with 22 double figure scoring games to his credit. The year Fruster has scored in double figures in four of the five contests including 12 points on Tuesday at DePaul. His season high was 15 points against Earlham as he is averaging 10.6 points per game. Fruster is the Panthers leader in 3-pointers made with eight including at least one make in each game this season.

• Last season Eastern Illinois made a living in the points off turnovers category averaging 16.1 points per game off of turnovers as their opponents committed an average of 14.2 turnovers per game. For the season EIU held a plus 5.5 points per game margin on points off turnovers. On Tuesday night at DePaul EIU was able to once again convert turnovers into points as 17 Blue Demon turnovers led to 21 EIU points. EIU held a 21-14 points off turnover margin in that contest and for the season EIU is averaging 14.8 points off turnovers per game through five contests.

• Eastern Illinois had its best 3-point shooting night of the season on Tuesday at DePaul as the Panthers were 7-of-15 from long range for 47 percent. On the season EIU is shooting 32.5 percent from 3-point range and averaging just 5.2 made 3-pointers per game. The 3-point field goal percentage ranks in the middle of the NCAA while the 3-pointers made per game ranks in the bottom 20 of the NCAA this season. The seven made 3-pointers matched the Panthers season high for made 3-pointers of seven made at Indiana. Last season EIU made 5.6 3-pointers per game with four games of 10 or more made 3-pointers and a high of 12 at Lindenwood.

• Eastern Illinois had 13 points come from its bench on Tuesday at DePaul but ten of the 13 came from Artese Stapleton with Blake Goodman scoring the other three points. On the season EIU is averaging 16.4 points per game from its bench with that number slightly skewed due to the win over Earlham College. In the four games against Power Conference schools this season, EIU is averaging just under 12 points (11.7) per game with a high of 19 bench points at Illinois.



024-25 BENCH SCORING

| Game | EIU | Opp. |
|--|------------------------|-------------------|
| Nov. 4 at Illinois | 19 | 63 |
| Nov. 6 vs. Earlham College | 35 | 32 |
| Nov. 10 at Indiana..... | 5 | 27 |
| Nov. 15 at Northwestern | 10 | 12 |
| Nov. 19 at DePaul..... | 13 | 18 |
| Total (Minus 70 ... - 14.0) | 82 (16.4) | 152 (30.4) |

| | | |
|--|--|--|
| | | |
|--|--|--|

| | | |
|--|--|--|
| | | |
|--|--|--|

| | | |
|--|--|--|
| | | |
|--|--|--|

| | | |
|--|--|--|
| | | |
|--|--|--|

2024-25 POINTS IN THE PAINT

| Game | EIU | Opp. |
|---|-------------------------|-------------------|
| Nov. 4 at Illinois | 20 | 28 |
| Nov. 6 vs. Earlham College | 56 | 22 |
| Nov. 10 at Indiana..... | 24 | 56 |
| Nov. 15 at Northwestern | 20 | 28 |
| Nov. 19 at DePaul..... | 26 | 16 |
| Totals (Minus 4 ... - 0.8) | 146 (29.2) | 150 (30.0) |

| | | |
|--|--|--|
| | | |
|--|--|--|

| | | |
|--|--|--|
| | | |
|--|--|--|

| | | |
|--|--|--|
| | | |
|--|--|--|

| | | |
|--|--|--|
| | | |
|--|--|--|

This Last Time It Happened...

An EIU player scored 40 points or more...

Josh Gomes (40) vs. UT Martin (Feb. 7, 2004)

An EIU player scored 30 points or more...

Tiger Booker (33) vs. SIUE (Feb. 27, 2024)

An EIU player had 20 rebounds or more...

Michael Slaughter (20) at Central Connecticut (Jan. 14, 1995)

An EIU player had 15 rebounds or more...

Kooper Jacobi (15) vs. IUPUI (Dec. 7, 2023)

An EIU player had 15 assists or more...

Chad Peckinpugh (18) vs. Southeast Missouri (Feb. 22, 1997)

An EIU player had 10 assists or more...

Kejuan Clements (10) vs. UT Martin (Feb. 12, 2022)

An EIU player had 5 steals or more...

Artese Stapleton, 5, at Indiana (Nov. 10, 2024)

An EIU player had 5 blocks or more...

Nick Ellington (5) vs. Little Rock (Jan. 14, 2023)

An EIU player made 5 or more 3-pointers...

Nakyel Shelton (6-of-8) at Western Illinois (Feb. 29, 2024)

An EIU players made 10 or more free throws...

Nakyel Shelton (11-of-11) at DePaul (Nov. 19, 2024)

An EIU player had a double-double...

Kooper Jacobi (16 pts, 11 reb) vs. Earlham College (Nov. 6, 2024)

EIU had two players post a double-double in same game...

February 12, 2022 vs. UT Martin ... (W, 82-70)

Kejuan Clements (15 pts / 10 ast)

Rodolfo Bolis (13 pts / 11 reb)

EIU had two players score 20 or more points in a game...

February 8, 2024 at Southern Indiana (W, 81-71)

Tiger Booker (29) and Kyndall Davis (20)

EIU had five players score in double figures...

November 6, 2024 vs. Earlham College... (Won 97-61 / 6 DF)

EIU made 10 or more 3-pointers in a game...

February 29, 2024 at Western Illinois ... (10-of-27 for 58.8 pct)

EIU had 20 or more assists in a game...

November 15, 2024 at Northwestern... (20)

EIU had 10 or more blocked shots in a game...

December 12, 2020 vs. Western Illinois... (10)

EIU had 10 or more steals in a game...

November 19, 2024 at DePaul... (10)

EIU shot over 50 percent from the floor in a game...

November 6, 2024 vs. Earlham College (36-of-69 for 52.2 percent)

EIU shot over 60 percent from the floor in a game...

December 31, 2022 vs. Southern Indiana ... (33-of-55 for 60.0 percent)

EIU scored 100 points in a game...




December 2, 2023 vs. St. Louis Pharmacy - UHSP... (W, 112-50)

EIU won an overtime game...

December 5, 2020 at Green Bay (W, 93-91 in 2 OT)

2024-25 POINTS OFF TURNOVERS

| Game | EIU | Opp. |
|--------------------------------------|------------------|------------------|
| Nov. 4 at Illinois | 4 | 8 |
| Nov. 6 vs. Earlham | 24 | 7 |
| Nov. 10 at Indiana..... | 13 | 22 |
| Nov. 15 at Northwestern | 12 | 18 |
| Nov. 19 at DePaul..... | 21 | 14 |
| Total (Plus 5 ... - 1.0)..... | 74 (14.8) | 69 (13.8) |



OVC INDIVIDUAL TOP TEN

SCORING

5th - Nakyel Shelton

REBOUNDING

2nd - Kooper Jacobi

FIELD GOAL PERCENTAGE

10th - Kooper Jacobi

FREE THROW PERCENTAGE

1st - Nakyel Shelton

ASSISTS

7th - Artese Stapleton

BLOCKS

3rd - Nakyel Shelton

STEALS

4th - Artese Stapleton

MINUTES PLAYED

6th - Kooper Jacobi

7th - Zion Fruster

8th - Nakyel Shelton

2024-25 EIU SEASON TOP 5 PERFORMANCES

Points Scored (Individual)

- 1 22 - Kooper Jacobi at Depaul (Nov. 19, 2024)
- 2 19 - Nakyel Shelton at Northwestern (Nov. 15, 2024)
- 3 17 - Nakyel Shelton at DePaul (Nov. 19, 2024)
- 17 - Nakyel Shelton at Indiana (Nov. 10, 2024)
- 17 - Artese Stapleton vs. Earlham College (Nov. 6, 2024)

Rebounds (Individual)

- 1 11 - Kooper Jacobi vs. Earlham College (Nov. 6, 2024)
- 2 9 - Kooper Jacobi at Northwestern (Nov. 15, 2024)
- 3 8 - Kooper Jacobi at DePaul (Nov. 19, 2024)
- 4 7 - Nakyel Shelton at DePaul (Nov. 19, 2024)
- 7 - Kooper Jacobi at Illinois (Nov. 4, 2024)

Assists (Individual)

- 1 8 - Artese Stapleton vs. Earlham College (Nov. 6, 2024)
- 2 6 - Kooper Jacobi at Northwestern (Nov. 15, 2024)
- 3 5 - Malik Olafioye at Northwestern (Nov. 15, 2024)
- 4 4 - Artese Stapleton at Indiana (Nov. 10, 2024)
- 5 3 - Four players with 3 assists in a game

Steals (Individual)

- 1 5 - Artese Stapleton at Indiana (Nov. 10, 2024)
- 2 4 - Artese Stapleton at DePaul (Nov. 19, 2024)
- 3 3 - Malik Olafioye vs. Earlham College (Nov. 6, 2024)
- 3 - Kooper Jacobi vs. Earlham College (Nov. 6, 2024)

Blocks (Individual)

- 1 3 - Obadiah Curtis vs. Earlham College (Nov. 6, 2024)
- 2 2 - Nakyel Shelton at Northwestern (Nov. 15, 2024)
- 2 - Nakyel Shelton vs. Earlham College (Nov. 6, 2024)

3-Pointers Made (Individual)

- 1 3 - Zion Fruster at Indiana (Nov. 10, 2024) (3-of-6)
- 3 - Nakyel Shelton at Indiana (Nov. 10, 2024) (3-of-8)
- 3 2 - Zion Fruster at DePaul (Nov. 19, 2024) (2-of-3)
- 2 - Kooper Jacobi at DePaul (Nov. 19, 2024) (2-of-5)
- 2 - Isaiah Griffin vs. Earlham College (Nov. 6, 2024) (2-of-3)
- 2 - Kooper Jacobi vs. Earlham College (Nov. 6, 2024) (2-of-4)

Free Throws Made (Individual)

- 1 11 - Nakyel Shelton at DePaul (Nov. 19, 2024) (11-of-11)
- 2 5 - Artese Stapleton vs. Earlham College (Nov. 6, 2024) (5-of-6)
- 3 4 - Kooper Jacobi vs. Earlham College (Nov. 6, 2024) (4-of-4)
- 4 - Isaiah Griffin at Illinois (Nov. 4, 2024) (4-of-8)

Points Half (Team)

- 1 52 vs. Earlham College (Nov. 6, 2024) (1st Half)
- 2 45 vs. Earlham College (Nov. 6, 2024) (2nd Half)
- 3 44 at DePaul (Nov. 19, 2024) (2nd Half)
- 4 37 at Indiana (Nov. 10, 2024) (1st Half)

Shooting Percentage Game (Team)

- 1 52.2 percent vs. Earlham College (Nov. 6, 2024) (36-of-69)

Shooting Percentage Half (Team)

- 1 59.3 percent at Indiana (Nov. 10, 2024) (1st Half)
- 2 55.6 percent vs. Earlham College (Nov. 6, 2024) (1st Half)
- 3 48.5 percent vs. Earlham College (Nov. 6, 2024) (2nd Half)
- 4 45.5 percent at DePaul (Nov. 19, 2024) (2nd Half)
- 5 45.2 percent at Northwestern (Nov. 15, 2024) (2nd Half)

| | | | | | | | | | |
|-----------|--|---------------|-------------------|--------------------|-------------------|--------------------|-------------------|-------------------|---|
| 1 | Corey Sawyer Jr. 6-4, 160, Sr., G Orlando, Fla. | G X | FG X | 3FG X | FT X | Pts X | Reb X | Ast X | Has 14 double figure game this season - 15 pts vs SEMO Season high 20 points at UT Martin Has four streaks this season of 3 double figure games in a row First double figure game with 15 pts vs IUPUI (6-of-10 FG) |
| | | | 0 | 0 | 0 | | | | |
| 2 | Artese Stapleton 6-3, 170, Grad., G Chicago, Ill. | G 5 | FG .388 | 3FG .250 | FT .647 | Pts 10.2 | Reb 2.0 | Ast 3.8 | Has played at Kansas City, Lincoln, Radford and Lewis Appeared in 120 career games, 1,274 career points Has 65 career double figure scoring games, high of 29 GVLC Tournament MVP in 2020-21 at Lewis |
| | | | 19-49 | 2-8 | 11-17 | | | | |
| 3 | Nakyl Shelton 6-3, 180, Sr., G Chicago, Ill. | G 5 | FG .419 | 3FG .227 | FT .889 | Pts 16.6 | Reb 4.2 | Ast 1.4 | Has made 15 straight free throws (11-of-11 at DePaul) Double figures in opening 5 games (19 pts at Northwestern) Season high 24 points at Western Illinois (6-of-8 on 3-pt) Pulled down 12 rebounds at UT Martin |
| | | | 31-74 | 5-22 | 16-18 | | | | |
| 4 | Isaiah Griffin 6-0, 180, So., G Orange, NJ | G 4 | FG .571 | 3FG .600 | FT .615 | Pts 4.8 | Reb 0.8 | Ast 0.3 | Second career double figure game with 10 pts vs Earlham Scored 12 points off the bench vs St. Louis Pharmacy (UHSP) First collegiate start at Illinois State in 2023-24 (Nov. 15) Five points in collegiate debut at No. 25 Illinois in 2023-24 |
| | | | 4-7 | 3-5 | 8-13 | | | | |
| 5 | Zion Fruster 6-2, 170, Jr., G Douglasville, Ga. | G 5 | FG .423 | 3FG .444 | FT .333 | Pts 10.6 | Reb 3.4 | Ast 1.0 | Double figures in opening three games - 13 points at Indiana Played last two seasons at Virginia Wise Has 22 career double figure scoring games (high of 34) Was 13-of-13 from free throw line against Mars Hill |
| | | | 22-52 | 8-18 | 1-3 | | | | |
| 6 | Kam O'Connor 6-0, 170, R-So., G Lebanon, Ohio | G 2 | FG --- | 3FG --- | FT .500 | Pts 0.5 | Reb 0 | Ast 0 | Scored first EIU points vs Earlham College (1-of-2 on FT) Played last season at UNC Pembroke, redshirted 2022-23 season Appeared in five games at UNC Pembroke Two-time All-Region selection at Lebanon HS, 14.4 ppg |
| | | | 0-0 | 0-0 | 1-2 | | | | |
| 8 | Blake Goodman 6-7, 200, R-Jr., F Detroit, Mich. | G 2 | FG .500 | 3FG .333 | FT .750 | Pts 4.0 | Reb 1.0 | Ast 0 | Played two seasons at Fisk with 20 double figure scoring games Had three games with 30 or more points, high of 36 Freshman season at Siena Heights playing in seven games Scored more than 1,000 points in high school |
| | | | 2-4 | 1-3 | 3-4 | | | | |
| 9 | Obadiah Curtis 6-5, 200, R-Jr., G Fresno, Calif. | G 4 | FG .429 | 3FG .500 | FT .571 | Pts 5.8 | Reb 3.8 | Bk 0.8 | Double figures off bench in each of first two games this year Redshirted last season at Arkansas State Played 2022-23 season at Reedley College - 19.7 pts / 8.2 reb Played 2021-22 season at Allan Hancock College |
| | | | 9-21 | 1-2 | 4-7 | | | | |
| 10 | Jackson Connor 6-6, 210, R-Jr., F Marion, Ill. | G X | FG X | 3FG X | FT X | Pts X | Reb X | Ast X | Played two seasons at John A. Logan College Appeared in 22 games in 2020-21 averaging 2.6 pts Played at Marion HS, career leading scorer 2,018 pts -- |
| | | | 0 | 0 | 0 | | | | |
| 11 | Malik Olafioye 6-2, 190, R-Fr., G Ecorse, Mich. | G 5 | FG .316 | 3FG .143 | FT .667 | Pts 3.0 | Reb 1.8 | Ast 2.2 | Has eight assists, one turnover in first two career starts Had five steals in opening two games (2 at Illinois) Played at Kansas City last year, appeared in nine games 2,200 HS career points, 2023 Michigan 3A Player of the Year |
| | | | 6-19 | 1-7 | 2-3 | | | | |
| 12 | Carson Prost 6-3, 165, Jr., G Mount Vernon, Ill. | G 3 | FG --- | 3FG --- | FT .500 | Pts 0.3 | Reb 0.3 | Ast 0 | Scored at Illinois in season opener (1-of-2 on FT) Had a blocked shot vs UT Martin (Feb. 1) First career EIU points vs St. Louis Pharmacy (UHSP) Played two seasons at Rend Lake College |
| | | | 0-0 | 0-0 | 1-2 | | | | |
| 17 | Lazar Grbovic 6-8, 240, R-Jr., F Belgrade, Serbia | G 3 | FG .500 | 3FG --- | FT --- | Pts 1.3 | Reb 0.3 | Stl 0.7 | Four points off the bench at Northwestern (2-of-2 FG) Six points and five rebounds off bench vs Western Illinois Just missed double-double (9 pts / 9 reb) vs UHSP Had eight points vs Eureka (4-of-4 on FG) |
| | | | 2-4 | 0-0 | 0-0 | | | | |
| 22 | Sekou Kalle 6-10, 220, Sr., F Sellersburg, Ind. | G 5 | FG .444 | 3FG --- | FT .000 | Pts 1.6 | Reb 2.6 | Stl 0.8 | Made a field goal off bench in first four games of season Played two seasons at Evansville, on CBI team last season Played freshman season at Akron (had two blocks) Born in Bamako, Mali - went to high school in Louisville, Ky. |
| | | | 4-9 | 0 | 0-4 | | | | |
| 23 | Rodolfo Bolis 6-8, 240, Sr., F Espirito Santo, Brazil | G 5 | FG .353 | 3FG --- | FT .000 | Pts 2.4 | Reb 3.4 | Ast 1.4 | Season high eight points at Northwestern (4-of-8 FG) Pulled down 6 of 16 rebounds on offensive glass Matched career high with 11 rebounds vs Tennessee Tech Scored nine points vs. UHSP (4-of-4 on FG) |
| | | | 6-17 | 0-0 | 0-4 | | | | |
| 24 | Terry McMorris 6-7, 185, Fr., F Oklahoma City, Okla. | G 3 | FG --- | 3FG --- | FT .500 | Pts 0.3 | Reb 0 | Ast 0 | Scored first collegiate points at No. 17 Indiana (1-of-2 FT) Played last season at Link Year Prep, led team to Top 10 ranking Led OKC Douglass HS to Oklahoma Class 4A title in 2023 Averaged 24 pts, 15 reb per game as a senior - 1st Team All-State |
| | | | 0-0 | 0-0 | 1-2 | | | | |
| 40 | Kooper Jacobi 6-7, 200, Grad., F Sellersburg, Ind. | G 5 | FG .464 | 3FG .333 | FT .833 | Pts 13.4 | Reb 8.2 | Stl 1.2 | Career high 22 points at DePaul (9-of-16 FG / 2-of-5 3-pt) Just missed double-double at Northwestern (14 pts, 9 reb) Third career double-double with 16 pts, 11 reb vs Earlham 2023-24 double-doubles at Illinois and IU Indy |
| | | | 26-56 | 5-15 | 10-12 | | | | |

EASTERN ILLINOIS PANTHER HIGHS (SEASON AND CAREER HIGH POINTS/REBOUNDS/ASSISTS)

* INDICATES HAS HAPPENED MORE THAN ONE TIME & LAST TIME OCCURED IS LISTED (# OF TIMES IN PARENTHESIS)

| | SEASON HIGH | CAREER HIGH |
|---------------------------|--|--|
| 1 COREY SAWYER JR | P - R - A - | P - 20 at UT Martin (1-4-24) R - 7 at UT Martin (1-4-24) A - 4 vs. Southeast Missouri (2-15-24) * (4) |
| 2 ARTESE STAPLETON | P - 17 vs. Earlham College (11-6-24) R - 3 at DePaul (11-19-24) * (2) A - 8 vs. Earlham College (11-6-24) | P - 29 vs. Central Oklahoma (12-3-22) (at LINC) R - 12 vs. Missouri Southern (2-2-23) (at LINC) A - 10 vs. Calvary (11-19-22) (at LINC) |
| 3 NAKYEL SHELTON | P - 19 at Northwestern (11-15-24) R - 7 at DePaul (11-19-24) A - 2 at DePaul (11-19-24) * (3) | P - 30 at St. Ambrose (1-26-22) (at CSU) R - 17 at Viterbo (11-19-21) (at CSU) A - 6 at Trinity Christian (1-19-22) * (2) (at CSU) |
| 4 ISAIAH GRIFFIN | P - 10 vs. Earlham College (11-6-24) R - 3 vs. Earlham College (11-6-24) A - 1 vs. Earlham College (11-6-24) | P - 12 vs. St. Louis Pharmacy (12-2-23) R - 4 at Loyola-Chicago (11-11-23) A - 4 vs. Monmouth (11-8-23) |
| 5 ZION FRUSTER | P - 15 vs. Earlham College (11-6-24) R - 5 at DePaul (11-19-24) A - 2 at Northwestern (11-15-24) * (2) | P - 34 vs. Mars Hill (1-3-24) (at VAWise) R - 12 vs. Mars Hill (1-3-24) (at VAWise) A - 7 vs. Mars Hill (1-3-24) (at VAWise) |
| 6 KAM O'CONNOR | P - 1 vs. Earlham College (11-6-24) R - A - | P - 9 vs. Erskine (2-10-24) (at UNCP) R - 1 vs. Mount Olive (1-31-24) (at UNCP) A - 1 vs. Francis Marion (2-17-24) * (2) (2 at UNCP) |
| 8 BLAKE GOODMAN | P - 5 vs. Earlham College (11-6-24) R - 2 vs. Earlham College (11-6-24) A - | P - 36 at Faulkner (Ala.) (10-27-23) (at Fisk) R - 10 at Rust (Miss.) * (2) (2-24-24) (2 at Fisk) A - 4 vs. Wiley (Texas) (3-1-24) (at Fisk) |
| 9 OBADIAH CURTIS | P - 13 vs. Earlham College (11-6-24) R - 5 vs. Earlham College (11-6-24) * (2) A - | P - Same R - Same A - Same |
| 10 JACKSON CONNOR | P - R - A - | P - Same R - Same A - Same |
| 11 MALIK OLAFIOYE | P - 5 at DePaul (11-19-24) R - 4 at DePaul (11-19-24) A - 5 at Northwestern (11-15-24) | P - Same R - 4 at DePaul (11-19-24) * (2) A - Same |
| 12 CARSON PROST | P - 1 at Illinois (11-4-24) R - 1 at Illinois (11-4-24) A - | P - 2 vs. St. Louis Pharmacy (12-2-23) R - Same A - Same |
| 17 LAZAR GRBOVIC | P - 4 at Northwestern (11-15-24) R - 1 at Indiana (11-10-24) A - | P - 17 vs. Crowley's Ridge (12-4-20) (at ASU) R - 9 vs. St. Louis Pharmacy (12-2-23) A - 3 vs. St. Louis Pharmacy (12-2-23) |
| 22 SEKOU KALLE | P - 2 at Northwestern (11-15-24) * (4) R - 5 vs. Earlham College (11-6-24) A - 1 at DePaul (11-19-24) | P - 11 vs. St. Louis Pharmacy (11-9-23) R - 12 vs. Southeast Missouri (11-16-22) A - 2 at SMU (11-19-22) |
| 23 RODOLFO BOLIS | P - 8 at Northwestern (11-15-24) R - 6 vs. Earlham College (11-6-24) A - 3 at Northwestern (11-15-24) | P - 14 vs. Rockford (11-18-21) R - 11 vs. Tennessee Tech (1-25-24) * (2) A - 5 at SIUE (2-21-22) |
| 24 TERRY MCMORRIS | P - 1 at Indiana (11-10-24) R - A - | P - Same R - Same A - Same |
| 40 KOOPER JACOBI | P - 22 at DePaul (11-19-24) R - 11 vs. Earlham College (11-6-24) A - 6 at Northwestern (11-15-24) | P - Same R - 15 vs. IU Indy (12-7-23) A - Same |

EASTERN ILLINOIS BASKETBALL TV ROSTER



Marty Simmons
Head Coach (4th year)
Evansville, 1987



Rich McBride
Assistant Coach
(2nd year)
Illinois



Kylen Butler
Assistant Coach
(2nd year)
Indianapolis



Nate Michael
Assistant Coach
(1st year)
McKendree



Bob Lockart
Assistant Coach
(3rd year)
Millikin



Carlos Cortez Jr
Graduate Asst
(1st year)
Eastern Illinois



Noah Davis
Athletic Trainer
(1st year)



1 - Corey Sawyer Jr
G / 6-4 / 160 / Sr
Orlando, Fla.
Cloud County CC



2 - Artese Stapleton
G / 6-3 / 170 / Grad
Chicago, Ill.
Univ. Missouri Kansas City



3 - Nakyel Shelton
G / 6-3 / 180 / Sr
Chicago, Ill.
South Suburban CC



4 - Isaiah Griffin
G / 6-0 / 160 / So
Orange, NJ
Sunrise Christian Academy



5 - Zion Fruster
G / 6-2 / 170 / Jr
Douglasville, Ga.
Univ. of Virginia Wise



6 - Kam O'Connor
G / 6-0 / 170 / R-So
Lebanon, Ohio
UNC Pembroke



8 - Blake Goodman
F / 6-7 / 200 / R-Jr
Detroit, Mich.
Fisk Univ.



9 - Obadiah Curtis
G / 6-5 / 200 / R-Jr
Fresno, Calif.
Arkansas State Univ.



10 - Jackson Connor
F / 6-6 / 210 / R-Jr
Marion, Ill.
John A. Logan College



11 - Malik Olafioye
G / 6-2 / 190 / R-Fr
Ecorse, Mich.
Univ. Missouri Kansas City



12 - Carson Prost
G / 6-3 / 165 / Sr
Mount Vernon, Ill.
Rend Lake College



17 - Lazar Grbovic
F / 6-8 / 240 / R-Jr
Belgrade, Serbia
Moberly Area CC



22 - Sekou Kalle
F / 6-10 / 200 / Sr
Sellersburg, Ind.
Univ. of Evansville



23 - Rodolfo Bolis
F / 6-8 / 240 / Sr
Espirito Santo, Brazil
NBA Academy Latin America



24 - Terry McMorris
F / 6-7 / 185 / Fr
Oklahoma City, Okla.
Link Year Prep



40 - Kooper Jacobi
F / 6-7 / 200 / Grad
Sellersburg, Ind.
Univ. of Toledo



EASTERN ILLINOIS MEN'S BASKETBALL STATISTICS

Game Records

| Record | Overall | Home | Away | Neutral |
|----------------|---------|------|------|---------|
| ALL GAMES | 1-4 | 1-0 | 0-4 | 0-0 |
| CONFERENCE | 0-0 | 0-0 | 0-0 | 0-0 |
| NON-CONFERENCE | 1-4 | 1-0 | 0-4 | 0-0 |

Score by Periods

| Team | 1st | 2nd | OT | TOT |
|--------------|-----|-----|----|-----|
| Eastern Ill. | 176 | 170 | 0 | 346 |
| Opponents | 183 | 216 | 9 | 408 |

Team Box Score

| No. | Player | Total | | | 3-Point | | | F-Throw | | Rebounds | | | | PF DQ A TO BLK STL PTS AVG | | | | | | | | |
|------------------|-----------------------|----------|-------------|------|----------------|-------------|---------------|-------------|---------------|-------------|-----------|------------|------------|----------------------------|------------|----------|-----------|-----------|-----------|-----------|------------|-------------|
| | | GP-GS | MIN | AVG | FG-FGA | FG% | 3FG-3FGA | 3FG% | FT-FTA | FT% | OFF | DEF | TOT | AVG | PF | DQ | A | TO | BLK | STL | PTS | AVG |
| 3 | SHELTON, Nakyel | 5-5 | 164:21 | 32.9 | 31-74 | .419 | 5-22 | .227 | 16-18 | .889 | 4 | 17 | 21 | 4.2 | 12 | 0 | 7 | 12 | 6 | 6 | 83 | 16.6 |
| 40 | JACOBI, Kooper | 5-5 | 169:03 | 33.8 | 26-56 | .464 | 5-15 | .333 | 10-12 | .833 | 16 | 25 | 41 | 8.2 | 10 | 0 | 9 | 2 | 2 | 6 | 67 | 13.4 |
| 5 | FRUSTER, Zion | 5-4 | 164:20 | 32.9 | 22-52 | .423 | 8-18 | .444 | 1-3 | .333 | 3 | 14 | 17 | 3.4 | 5 | 0 | 5 | 5 | 1 | 4 | 53 | 10.6 |
| 2 | STAPLETON, Artese | 5-3 | 123:33 | 24.7 | 19-49 | .388 | 2-8 | .250 | 11-17 | .647 | 2 | 8 | 10 | 2.0 | 13 | 1 | 19 | 14 | 1 | 11 | 51 | 10.2 |
| 9 | CURTIS, Obadiah | 4-0 | 54:41 | 13.7 | 9-21 | .429 | 1-2 | .500 | 4-7 | .571 | 2 | 13 | 15 | 3.8 | 8 | 0 | 0 | 5 | 3 | 2 | 23 | 5.8 |
| 4 | GRIFFIN, Isaiah | 4-1 | 38:06 | 9.5 | 4-7 | .571 | 3-5 | .600 | 8-13 | .615 | 1 | 2 | 3 | 0.8 | 7 | 0 | 1 | 5 | 0 | 1 | 19 | 4.8 |
| 8 | GOODMAN, Blake | 2-0 | 16:03 | 8.0 | 2-4 | .500 | 1-3 | .333 | 3-4 | .750 | 0 | 2 | 2 | 1.0 | 1 | 0 | 0 | 2 | 0 | 1 | 8 | 4.0 |
| 11 | OLAFIOYE, Malik | 5-2 | 112:53 | 22.6 | 6-19 | .316 | 1-7 | .143 | 2-3 | .667 | 0 | 9 | 9 | 1.8 | 15 | 1 | 11 | 2 | 1 | 6 | 15 | 3.0 |
| 23 | RUFINO BOLIS, Rodolfo | 5-5 | 88:47 | 17.8 | 6-17 | .353 | 0-0 | .000 | 0-4 | .000 | 6 | 11 | 17 | 3.4 | 15 | 1 | 7 | 9 | 0 | 3 | 12 | 2.4 |
| 22 | KALLE, Sekou | 5-0 | 56:38 | 11.3 | 4-9 | .444 | 0-0 | .000 | 0-4 | .000 | 4 | 9 | 13 | 2.6 | 12 | 1 | 1 | 6 | 0 | 4 | 8 | 1.6 |
| 17 | GRBOVIC, Lazar | 3-0 | 13:12 | 4.4 | 2-4 | .500 | 0-0 | .000 | 0-0 | .000 | 1 | 0 | 1 | 0.3 | 3 | 0 | 0 | 1 | 0 | 2 | 4 | 1.3 |
| 6 | O'CONNOR, Kam | 2-0 | 05:16 | 2.6 | 0-0 | .000 | 0-0 | .000 | 1-2 | .500 | 0 | 0 | 0 | 0.0 | 0 | 0 | 0 | 0 | 0 | 0 | 1 | 0.5 |
| 12 | PROST, Carson | 3-0 | 09:01 | 3.0 | 0-0 | .000 | 0-0 | .000 | 1-2 | .500 | 0 | 1 | 1 | 0.3 | 1 | 0 | 0 | 0 | 0 | 0 | 1 | 0.3 |
| 24 | MCMORRIS, Terry | 3-0 | 09:07 | 3.0 | 0-0 | .000 | 0-0 | .000 | 1-2 | .500 | 0 | 0 | 0 | 0.0 | 0 | 0 | 0 | 1 | 0 | 0 | 1 | 0.3 |
| Team | | | | | | | | | | | 16 | 5 | 21 | | | | | 4 | | | | |
| Total | | 5 | 1025 | | 131-312 | .420 | 26-80 | .325 | 58-91 | .637 | 55 | 116 | 171 | 34.2 | 102 | 4 | 60 | 68 | 14 | 46 | 346 | 69.2 |
| Opponents | | 5 | 1025 | | 135-296 | .456 | 48-139 | .345 | 90-121 | .744 | 60 | 137 | 197 | 39.4 | 80 | 0 | 83 | 76 | 29 | 32 | 408 | 81.6 |

Team Statistics

| | EIU | OPP |
|------------------------|----------------|----------------|
| Scoring | 346 | 408 |
| Points per game | 69.2 | 81.6 |
| Scoring margin | -12.4 | - |
| Field goals-att | 131-312 | 135-296 |
| Field goal pct | .420 | .456 |
| 3 point fg-att | 26-80 | 48-139 |
| 3-point FG pct | .325 | .345 |
| 3-pt FG made per game | 5.2 | 9.6 |
| Free throws-att | 58-91 | 90-121 |
| Free throw pct | .637 | .744 |
| F-Throws made per game | 11.6 | 18.0 |
| Rebounds | 171 | 197 |
| Rebounds per game | 34.2 | 39.4 |
| Rebounding margin | -5.2 | - |
| Assists | 60 | 83 |
| Assists per game | 12.0 | 16.6 |
| Turnovers | 68 | 76 |
| Turnovers per game | 13.6 | 15.2 |
| Turnover margin | +1.6 | - |
| Assist/turnover ratio | 0.9 | 1.1 |
| Steals | 46 | 32 |
| Steals per game | 9.2 | 6.4 |
| Blocks | 14 | 29 |
| Blocks per game | 2.8 | 5.8 |
| Winning streak | 0 | - |
| Home win streak | 1 | - |
| Attendance | 1350 | 41266 |
| Home games-Avg/Game | 1-1350 | 4-10317 |
| Neutral site-Avg/Game | - | 0-0 |

Team Results

| Date | Opponent | | Score | Att. |
|------------|-----------------|-----|--------|-------|
| 11/04/2024 | at Illinois | L | 67-112 | 15246 |
| 11/06/2024 | Earlham | W | 97-61 | 1350 |
| 11/10/2024 | at Indiana | L | 55-90 | 17222 |
| 11/15/2024 | at Northwestern | Lot | 58-67 | 5969 |
| 11/19/2024 | at DePaul | L | 69-78 | 2829 |

EASTERN ILLINOIS MEN'S BASKETBALL TEAM GAME-BY-GAME

| Opponent | Date | Score | Total | | 3-Pointers | | Free throws | | Rebounds | | | | Other Stats | | | | | | | |
|-----------------|------------|------------|--------|----------------|-------------|--------------|-------------|--------------|-------------|-----------|------------|------------|-------------|------------|-----------|-----------|-----------|-----------|------------|-------------|
| | | | FG-FGA | PCT | 3FG-3FGA | PCT | FT-FTA | PCT | OFF | DEF | TOT | AVG | PF | A | TO | BLK | STL | PTS | AVG | |
| at Illinois | 11/04/2024 | 67-112 | L | 26-68 | .382 | 4-12 | .333 | 11-25 | .440 | 6 | 22 | 28 | 28.0 | 29 | 5 | 8 | 1 | 5 | 67 | 67.0 |
| Earlham | 11/06/2024 | 97-61 | W | 36-69 | .522 | 5-14 | .357 | 20-32 | .625 | 18 | 33 | 51 | 39.5 | 19 | 16 | 14 | 7 | 14 | 97 | 82.0 |
| at Indiana | 11/10/2024 | 55-90 | L | 21-57 | .368 | 7-20 | .350 | 6-9 | .667 | 7 | 19 | 26 | 35.0 | 15 | 8 | 17 | 0 | 8 | 55 | 73.0 |
| at Northwestern | 11/15/2024 | 58-67 | Lot | 25-61 | .410 | 3-19 | .158 | 5-8 | .625 | 14 | 19 | 33 | 34.5 | 20 | 20 | 15 | 4 | 9 | 58 | 69.3 |
| at DePaul | 11/19/2024 | 69-78 | L | 23-57 | .404 | 7-15 | .467 | 16-17 | .941 | 10 | 23 | 33 | 34.2 | 19 | 11 | 14 | 2 | 10 | 69 | 69.2 |
| Total | | 346 | | 131-312 | .420 | 26-80 | .325 | 58-91 | .637 | 55 | 116 | 171 | 34.2 | 102 | 60 | 68 | 14 | 46 | 346 | 69.2 |
| Opponents | | 408 | | 135-296 | .456 | 48-139 | .345 | 90-121 | .744 | 60 | 137 | 197 | 39.4 | 80 | 83 | 76 | 29 | 32 | 408 | 81.6 |

Eastern Ill. Averages

| Games Played | Points/game | FG Pct | 3FG Pct | FT Pct | Rebounds/game | Assists/game | Turnovers/game | Assist/Turnover ratio | Steals/game | Blocks/game |
|--------------|-------------|--------|---------|--------|---------------|--------------|----------------|-----------------------|-------------|-------------|
| 5 | 69.2 | 42.0 | 32.5 | 63.7 | 34.2 | 12.0 | 13.6 | 0.9 | 9.2 | 2.8 |

EASTERN ILLINOIS MEN'S BASKETBALL POINTS-REBOUNDS-ASSISTS

| Opponent | Date | Score | 2 | 3 | 4 | 5 | 6 | 8 | 9 | 11 | 12 | 17 | 22 | |
|-----------------|------------|--------|-----|------------------------|--------|--------|--------|--------|-------|--------|-------|-------|-------|-------|
| at Illinois | 11/04/2024 | 67-112 | L | STAPLETON, SHELTON, NA | 11-2-2 | 16-1-2 | 4-0-0 | 10-1-0 | DNP | 10-5-0 | 2-1-0 | 1-1-0 | DNP | 2-1-0 |
| Earlham | 11/06/2024 | 97-61 | W | 17-2-8 | 14-6-1 | 10-3-1 | 15-3-1 | 1-0-0 | 5-2-0 | 13-5-0 | 4-3-3 | 0-0-0 | DNP | 2-5-0 |
| at Indiana | 11/10/2024 | 55-90 | L | 12-3-4 | 17-3-0 | 2-0-0 | 13-4-2 | 0-0-0 | DNP | 0-2-0 | 0-0-0 | 0-0-0 | 0-1-0 | 2-4-0 |
| at Northwestern | 11/15/2024 | 58-67 | Lot | 1-0-2 | 19-4-2 | 3-0-0 | 3-4-2 | DNP | DNP | 0-3-0 | 4-1-5 | DNP | 4-0-0 | 2-2-0 |
| at DePaul | 11/19/2024 | 69-78 | L | 10-3-3 | 17-7-2 | DNP | 12-5-0 | DNP | 3-0-0 | DNP | 5-4-3 | DNP | 0-0-0 | 0-1-1 |

| Opponent | Date | Score | 23 | 24 | 40 | | |
|-----------------|------------|--------|-----|------------|-------|---------|-------|
| at Illinois | 11/04/2024 | 67-112 | L | RUFINO BOL | 4-5-1 | 0-0-0 | 7-7-0 |
| Earlham | 11/06/2024 | 97-61 | W | 0-6-1 | 0-0-0 | 16-11-1 | |
| at Indiana | 11/10/2024 | 55-90 | L | 0-1-0 | 1-0-0 | 8-6-2 | |
| at Northwestern | 11/15/2024 | 58-67 | Lot | 8-4-3 | DNP | 14-9-6 | |
| at DePaul | 11/19/2024 | 69-78 | L | 0-1-2 | DNP | 22-8-0 | |

EASTERN ILLINOIS MEN'S BASKETBALL GAME LEADERS

Team Results

| Date | Opponent | Score | Att. | High Points | High Rebounds |
|------------|-----------------|-----------|-------|------------------------|---------------------|
| 11/04/2024 | at Illinois | L 67-112 | 15246 | (16) SHELTON, Nakyel | (7) JACOBI, Kooper |
| 11/06/2024 | Earlham | W 97-61 | 1350 | (17) STAPLETON, Artese | (11) JACOBI, Kooper |
| 11/10/2024 | at Indiana | L 55-90 | 17222 | (17) SHELTON, Nakyel | (6) JACOBI, Kooper |
| 11/15/2024 | at Northwestern | Lot 58-67 | 5969 | (19) SHELTON, Nakyel | (9) JACOBI, Kooper |
| 11/19/2024 | at DePaul | L 69-78 | 2829 | (22) JACOBI, Kooper | (8) JACOBI, Kooper |

Attendance Summary

| | Games | Attend | Avg/Game |
|--------------|----------|--------------|-------------|
| Home | 1 | 1350 | 1350 |
| Away | 4 | 41266 | 10317 |
| Neutral | 0 | 0 | 0 |
| Total | 5 | 42616 | 8523 |

EASTERN ILLINOIS GAME-BY-GAME STARTING LINE-UP

| Date | Game | Result | G | G | G/F | F | F | Rec. By Line-Up |
|---------|--------------------|--------------|-----------|---------|---------|--------|-------|-----------------|
| Nov. 4 | at No. 24 Illinois | L 67-112 | Stapleton | Shelton | Fruster | Jacobi | Bolis | 0-1 (1) |
| Nov. 6 | Earlham College | W 97-61 | Stapleton | Shelton | Fruster | Jacobi | Bolis | 1-1 (1) |
| Nov. 10 | at No. 17 Indiana | L 55-90 | Stapleton | Shelton | Fruster | Jacobi | Bolis | 1-2 (1) |
| Nov. 15 | at Northwestern | L 58-67 (ot) | Olafioye | Shelton | Griffin | Jacobi | Bolis | 0-1 (2) |
| Nov. 19 | at DePaul | L 69-78 | Olafioye | Shelton | Fruster | Jacobi | Bolis | 0-1 (3) |

EASTERN ILLINOIS CAREER DOUBLE-DOUBLES

RODOLFO BOLIS (1)

13 pts, 11 reb vs. UT Martin (Feb. 12, 2022)

ZION FRUSTER (1)

34 pts, 12 reb vs. Mars Hill (Jan. 3, 2024)

BLAKE GOODMAN (2)

30 pts, 10 reb at Clark Atlanta (Nov. 20, 2023)

14 pts, 10 reb at Rust (Miss.) (Feb. 24, 2024)

KOOPER JACOBI (3)

10 pts, 11 reb at Illinois (Nov. 6, 2023)

15 pts, 15 reb vs IU Indy (Dec. 7, 2023)

16 pts, 11 reb vs. Earlham College (Nov. 6, 2024)

NAKYEL SHELTON (7)

19 pts, 15 reb vs. Roosevelt (Feb. 12, 2022)

22 pts, 14 reb vs. IU South Bend (Feb.5, 2022)

30 pts, 13 reb at Saint Ambrose (Jan. 26, 2022)

20 pts, 10 reb at Indiana Northwest (Jan. 22, 2022)

24 pts, 12 reb at Holy Cross (Dec. 18, 2021)

16 pts, 12 reb vs. Marian (Dec. 14, 2021)

13 pts, 17 reb at Viterbo (Nov. 18, 2021)

ARTESE STAPLETON (5)

10 pts, 10 reb at Missouri St. Louis (Feb. 27, 2020)

20 pts, 10 reb vs. Lindenwood (Jan. 9, 2021)

27 pts, 10 ast vs. Calvary (Nov. 19, 2022)

24 pts, 12 reb vs Missouri Southern (Feb. 2, 2023)

19 pts, 10 reb at Fort Hays State (Feb. 9, 2023)

EASTERN ILLINOIS CAREER STATISTICS

Summary

| Player | Season Statistics | | | | | | | | | | Career Statistics | | | | | | | | | |
|-----------------------|-------------------|-------|------|------|------|-----|-----|-----|-----|-------|-------------------|-------|------|------|------|-----|-----|-----|-----|-------|
| | GP-GS | MIN/G | FG% | 3FG% | FT% | R/G | A/G | STL | BLK | PTS/G | GP-GS | MIN/G | FG% | 3FG% | FT% | R/G | A/G | STL | BLK | PTS/G |
| CURTIS, Obadiah | 4-0 | 13.7 | .429 | .500 | .571 | 3.8 | 0.0 | 2 | 3 | 5.8 | 4-0 | 13.7 | .429 | .500 | .571 | 3.8 | 0.0 | 2 | 3 | 5.8 |
| FRUSTER, Zion | 5-4 | 32.9 | .423 | .444 | .333 | 3.4 | 1.0 | 4 | 1 | 10.6 | 52-19 | 23.2 | .442 | .345 | .705 | 3.3 | 2.2 | 62 | 8 | 11.1 |
| GOODMAN, Blake | 2-0 | 8.0 | .500 | .333 | .750 | 1.0 | 0.0 | 1 | 0 | 4.0 | 2-0 | 8.0 | .500 | .333 | .750 | 1.0 | 0.0 | 1 | 0 | 4.0 |
| GRBOVIC, Lazar | 3-0 | 4.4 | .500 | .000 | .000 | 0.3 | 0.0 | 2 | 0 | 1.3 | 49-0 | 6.9 | .473 | .250 | .545 | 1.5 | 0.2 | 11 | 3 | 2.0 |
| GRIFFIN, Isaiah | 4-1 | 9.5 | .571 | .600 | .615 | 0.8 | 0.3 | 1 | 0 | 4.8 | 22-2 | 7.2 | .486 | .529 | .667 | 0.8 | 0.7 | 10 | 0 | 3.0 |
| JACOBI, Kooper | 5-5 | 33.8 | .464 | .333 | .833 | 8.2 | 1.8 | 6 | 2 | 13.4 | 56-22 | 17.8 | .419 | .314 | .632 | 4.6 | 0.8 | 22 | 12 | 5.7 |
| KALLE, Sekou | 5-0 | 11.3 | .444 | .000 | .000 | 2.6 | 0.2 | 4 | 0 | 1.6 | 47-12 | 10.2 | .558 | .000 | .300 | 2.3 | 0.2 | 13 | 13 | 2.2 |
| MCMORRIS, Terry | 3-0 | 3.0 | .000 | .000 | .500 | 0.0 | 0.0 | 0 | 0 | 0.3 | 3-0 | 3.0 | .000 | .000 | .500 | 0.0 | 0.0 | 0 | 0 | 0.3 |
| O'CONNOR, Kam | 2-0 | 2.6 | .000 | .000 | .500 | 0.0 | 0.0 | 0 | 0 | 0.5 | 7-0 | 2.0 | .667 | .667 | .500 | 0.1 | 0.3 | 1 | 0 | 1.9 |
| OLAFIOYE, Malik | 5-2 | 22.6 | .316 | .143 | .667 | 1.8 | 2.2 | 6 | 1 | 3.0 | 14-2 | 10.7 | .258 | .143 | .636 | 1.3 | 0.9 | 10 | 1 | 1.8 |
| PROST, Carson | 3-0 | 3.0 | .000 | .000 | .500 | 0.3 | 0.0 | 0 | 0 | 0.3 | 12-0 | 2.1 | .250 | .000 | .500 | 0.1 | 0.0 | 0 | 1 | 0.3 |
| RUFINO BOLIS, Rodolfo | 5-5 | 17.8 | .353 | .000 | .000 | 3.4 | 1.4 | 3 | 0 | 2.4 | 75-37 | 16.1 | .423 | .257 | .390 | 3.7 | 0.9 | 66 | 39 | 3.5 |
| SHELTON, Nakyel | 5-5 | 32.9 | .419 | .227 | .889 | 4.2 | 1.4 | 6 | 6 | 16.6 | 34-29 | 27.8 | .419 | .321 | .800 | 4.4 | 1.8 | 18 | 16 | 11.9 |
| STAPLETON, Artese | 5-3 | 24.7 | .388 | .250 | .647 | 2.0 | 3.8 | 11 | 1 | 10.2 | 120-79 | 24.4 | .450 | .356 | .702 | 3.5 | 2.5 | 143 | 12 | 10.6 |

Scoring

| Player | Season Statistics | | | | | | | | Career Statistics | | | | | | | |
|-----------------------|-------------------|------|----------|------|--------|------|-----|-------|-------------------|------|----------|------|---------|------|------|-------|
| | FG-FGA | FG% | 3FG-3FGA | 3FG% | FT-FTA | FT% | PTS | PTS/G | FG-FGA | FG% | 3FG-3FGA | 3FG% | FT-FTA | FT% | PTS | PTS/G |
| CURTIS, Obadiah | 9-21 | .429 | 1-2 | .500 | 4-7 | .571 | 23 | 5.8 | 9-21 | .429 | 1-2 | .500 | 4-7 | .571 | 23 | 5.8 |
| FRUSTER, Zion | 22-52 | .423 | 8-18 | .444 | 1-3 | .333 | 53 | 10.6 | 216-489 | .442 | 58-168 | .345 | 86-122 | .705 | 576 | 11.1 |
| GOODMAN, Blake | 2-4 | .500 | 1-3 | .333 | 3-4 | .750 | 8 | 4.0 | 2-4 | .500 | 1-3 | .333 | 3-4 | .750 | 8 | 4.0 |
| GRBOVIC, Lazar | 2-4 | .500 | 0-0 | .000 | 0-0 | .000 | 4 | 1.3 | 43-91 | .473 | 2-8 | .250 | 12-22 | .545 | 100 | 2.0 |
| GRIFFIN, Isaiah | 4-7 | .571 | 3-5 | .600 | 8-13 | .615 | 19 | 4.8 | 18-37 | .486 | 9-17 | .529 | 20-30 | .667 | 65 | 3.0 |
| JACOBI, Kooper | 26-56 | .464 | 5-15 | .333 | 10-12 | .833 | 67 | 13.4 | 127-303 | .419 | 22-70 | .314 | 43-68 | .632 | 319 | 5.7 |
| KALLE, Sekou | 4-9 | .444 | 0-0 | .000 | 0-4 | .000 | 8 | 1.6 | 48-86 | .558 | 0-0 | .000 | 9-30 | .300 | 105 | 2.2 |
| MCMORRIS, Terry | 0-0 | .000 | 0-0 | .000 | 1-2 | .500 | 1 | 0.3 | 0-0 | .000 | 0-0 | .000 | 1-2 | .500 | 1 | 0.3 |
| O'CONNOR, Kam | 0-0 | .000 | 0-0 | .000 | 1-2 | .500 | 1 | 0.5 | 4-6 | .667 | 4-6 | .667 | 1-2 | .500 | 13 | 1.9 |
| OLAFIOYE, Malik | 6-19 | .316 | 1-7 | .143 | 2-3 | .667 | 15 | 3.0 | 8-31 | .258 | 2-14 | .143 | 7-11 | .636 | 25 | 1.8 |
| PROST, Carson | 0-0 | .000 | 0-0 | .000 | 1-2 | .500 | 1 | 0.3 | 1-4 | .250 | 0-3 | .000 | 1-2 | .500 | 3 | 0.3 |
| RUFINO BOLIS, Rodolfo | 6-17 | .353 | 0-0 | .000 | 0-4 | .000 | 12 | 2.4 | 107-253 | .423 | 9-35 | .257 | 41-105 | .390 | 264 | 3.5 |
| SHELTON, Nakyel | 31-74 | .419 | 5-22 | .227 | 16-18 | .889 | 83 | 16.6 | 148-353 | .419 | 43-134 | .321 | 64-80 | .800 | 403 | 11.9 |
| STAPLETON, Artese | 19-49 | .388 | 2-8 | .250 | 11-17 | .647 | 51 | 10.2 | 467-1037 | .450 | 78-219 | .356 | 259-369 | .702 | 1271 | 10.6 |

Totals

| Player | Season Statistics | | | | | | | | | Career Statistics | | | | | | |
|-----------------------|-------------------|-------|-------|----|----|----|----|------|-------|-------------------|-------|-----|----|-----|-----|------|
| | O-REB | D-REB | TOTAL | PF | FO | A | TO | A/TO | O-REB | D-REB | TOTAL | PF | FO | A | TO | A/TO |
| CURTIS, Obadiah | 2 | 13 | 15 | 8 | 0 | 0 | 5 | 0.0 | 2 | 13 | 15 | 8 | 0 | 0 | 5 | 0.0 |
| FRUSTER, Zion | 3 | 14 | 17 | 5 | 0 | 5 | 5 | 1.0 | 32 | 142 | 174 | 78 | 2 | 113 | 92 | 1.2 |
| GOODMAN, Blake | 0 | 2 | 2 | 1 | 0 | 0 | 2 | 0.0 | 0 | 2 | 2 | 1 | 0 | 0 | 2 | 0.0 |
| GRBOVIC, Lazar | 1 | 0 | 1 | 3 | 0 | 0 | 1 | 0.0 | 36 | 37 | 73 | 58 | 1 | 8 | 12 | 0.7 |
| GRIFFIN, Isaiah | 1 | 2 | 3 | 7 | 0 | 1 | 5 | 0.2 | 4 | 14 | 18 | 17 | 0 | 16 | 14 | 1.1 |
| JACOBI, Kooper | 16 | 25 | 41 | 10 | 0 | 9 | 2 | 4.5 | 96 | 161 | 257 | 83 | 1 | 44 | 34 | 1.3 |
| KALLE, Sekou | 4 | 9 | 13 | 12 | 1 | 1 | 6 | 0.2 | 37 | 72 | 109 | 80 | 2 | 11 | 32 | 0.3 |
| MCMORRIS, Terry | 0 | 0 | 0 | 0 | 0 | 0 | 1 | 0.0 | 0 | 0 | 0 | 0 | 0 | 0 | 1 | 0.0 |
| O'CONNOR, Kam | 0 | 0 | 0 | 0 | 0 | 0 | 0 | 0.0 | 1 | 0 | 1 | 0 | 0 | 2 | 0 | 0.0 |
| OLAFIOYE, Malik | 0 | 9 | 9 | 15 | 1 | 11 | 2 | 5.5 | 1 | 17 | 18 | 19 | 1 | 13 | 5 | 2.6 |
| PROST, Carson | 0 | 1 | 1 | 1 | 0 | 0 | 0 | 0.0 | 0 | 1 | 1 | 2 | 0 | 0 | 0 | 0.0 |
| RUFINO BOLIS, Rodolfo | 6 | 11 | 17 | 15 | 1 | 7 | 9 | 0.8 | 113 | 167 | 280 | 160 | 7 | 67 | 89 | 0.8 |
| SHELTON, Nakyel | 4 | 17 | 21 | 12 | 0 | 7 | 12 | 0.6 | 42 | 108 | 150 | 75 | 2 | 62 | 59 | 1.1 |
| STAPLETON, Artese | 2 | 8 | 10 | 13 | 1 | 19 | 14 | 1.4 | 118 | 304 | 422 | 210 | 1 | 298 | 270 | 1.1 |

Game 1 - November 4, 2024 at Champaign, Ill. (State Farm Center)
No. 24 Illinois 112, Eastern Illinois 67

Official Basketball Box Score - Final
Eastern Ill. at Illinois
 11/04/24 State Farm Center, Champaign
 2024-25 Fighting Illini Men's Basketball
 Game Time: 7:00 PM
 Game Duration: 2:07
 Attendance: 15,246
 Officials: Paul Szelc, Edwin Young, Steve Honacki

| Eastern Ill. - 67 | | Record: 0-1 | | | | | | | | | | | | |
|-------------------|----------------------|-------------|-------|------|-------|-----------|--------|----|----|----|----|--------|-----|--|
| NO. | Name | Min | FG | 3P | FT | Rebounds | Fouls | TP | AS | TO | ST | Blocks | +/- | |
| | | | M-A | M-A | M-A | OR DR TOT | PF FD | | | | | BS BA | | |
| 23 | Rodolfo Rufino Bolis | F 17:07 | 2-4 | 0-0 | 0-2 | 1 4 5 | 5 1 4 | 1 | 2 | 0 | 0 | 2 | -14 | |
| 40 | Kooper Jacobi | F 36:55 | 5-13 | 1-3 | 2-3 | 0 7 7 | 2 4 2 | 1 | 0 | 0 | 1 | 0 | -12 | |
| 2 | Artese Stapleton | G 23:39 | 5-13 | 0-2 | 1-3 | 0 2 2 | 4 4 2 | 11 | 2 | 2 | 0 | 1 | -31 | |
| 3 | Nakyel Shelton | G 30:09 | 7-15 | 1-2 | 1-3 | 0 1 1 | 3 3 16 | 2 | 1 | 1 | 1 | 1 | -39 | |
| 5 | Zion Fruster | G 33:17 | 4-9 | 1-1 | 1-2 | 0 1 1 | 2 1 10 | 0 | 0 | 0 | 1 | 0 | -44 | |
| 22 | Sekou Kalle | G 12:25 | 1-3 | 0-0 | 0-0 | 1 0 1 | 5 2 2 | 0 | 0 | 1 | 0 | 1 | -22 | |
| 9 | Obadiah Curtis | G 17:07 | 4-10 | 1-2 | 1-2 | 1 4 5 | 3 1 10 | 0 | 0 | 0 | 0 | 3 | -12 | |
| 11 | Malik Olafloye | G 10:52 | 1-6 | 0-2 | 0-0 | 0 1 1 | 2 0 2 | 0 | 0 | 2 | 0 | 0 | -11 | |
| 4 | Isaiah Griffin | G 11:31 | 0-0 | 0-0 | 4-8 | 0 0 0 | 3 6 4 | 0 | 0 | 1 | 0 | 0 | -8 | |
| 24 | Terry McMorris | G 03:32 | 0-0 | 0-0 | 0-0 | 0 0 0 | 0 0 0 | 0 | 0 | 0 | 0 | 0 | -3 | |
| 12 | Carson Prost | G 03:26 | 0-0 | 0-0 | 1-2 | 0 1 1 | 0 1 1 | 0 | 0 | 0 | 0 | 0 | -4 | |
| Team | | | | | | 3 1 4 | 0 0 1 | 0 | 0 | 1 | 0 | 0 | | |
| Totals | | | 26-68 | 4-12 | 11-25 | 6 22 28 | 29 21 | 67 | 5 | 8 | 5 | 1 9 | -45 | |

| Illinois - 112 | | Record: 1-0 | | | | | | | | | | | | |
|----------------|---------------------|-------------|-------|-------|-------|-----------|--------|-----|----|----|----|--------|-----|--|
| NO. | Name | Min | FG | 3P | FT | Rebounds | Fouls | TP | AS | TO | ST | Blocks | +/- | |
| | | | M-A | M-A | M-A | OR DR TOT | PF FD | | | | | BS BA | | |
| 3 | Ben Humrichous | F 16:45 | 5-8 | 2-5 | 2-2 | 2 3 5 | 0 1 14 | 1 | 1 | 0 | 1 | 0 | 21 | |
| 13 | Tomislav Ivisic | C 21:11 | 1-10 | 1-6 | 7-9 | 3 11 14 | 2 5 14 | 2 | 1 | 0 | 1 | 0 | 22 | |
| 4 | Kylan Boswell | G 26:06 | 1-3 | 1-3 | 2-2 | 0 2 2 | 3 2 5 | 2 | 2 | 1 | 0 | 0 | 20 | |
| 22 | Tre White | G 19:34 | 0-2 | 0-2 | 5-6 | 3 2 5 | 3 4 5 | 0 | 1 | 0 | 0 | 0 | 20 | |
| 32 | Kasparas Jakucionis | G 25:27 | 3-4 | 1-2 | 4-6 | 1 4 5 | 2 3 11 | 7 | 2 | 0 | 0 | 0 | 29 | |
| 7 | Will Riley | G 24:50 | 10-13 | 5-6 | 6-7 | 4 3 7 | 1 5 31 | 3 | 1 | 0 | 1 | 0 | 26 | |
| 21 | Mozee Johnson Jr. | F 15:41 | 1-2 | 0-0 | 1-4 | 1 1 2 | 2 2 3 | 0 | 0 | 1 | 0 | 0 | 20 | |
| 0 | Drá Gibbo-Lawhorn | 21:12 | 5-10 | 4-8 | 7-8 | 0 2 2 | 2 6 21 | 0 | 0 | 0 | 0 | 0 | 31 | |
| 0 | Carey Booth | 13:51 | 2-5 | 2-5 | 0-0 | 0 5 5 | 1 0 6 | 0 | 0 | 0 | 1 | 0 | 24 | |
| 15 | Jake Davis | 08:33 | 0-4 | 0-3 | 0-2 | 0 2 2 | 4 1 0 | 0 | 0 | 0 | 0 | 0 | 4 | |
| 5 | AJ Redd | 03:26 | 1-1 | 0-0 | 0-0 | 0 1 1 | 1 0 2 | 0 | 0 | 0 | 0 | 0 | 4 | |
| 24 | Keaton Kutcher | 03:26 | 0-2 | 0-2 | 0-0 | 0 0 0 | 0 0 0 | 0 | 1 | 0 | 0 | 0 | 4 | |
| Team | | | | | | 0 2 2 | 0 0 0 | 0 | 0 | 0 | 0 | 0 | | |
| Totals | | | 31-64 | 16-42 | 34-46 | 14 44 58 | 21 29 | 112 | 16 | 13 | 2 | 9 1 | 45 | |

| Technical Fouls: NONE | |
|-----------------------|--------------------------|
| Shooting By Period | |
| 1st | 2nd |
| 1st FG% 11-29 37.9% | 3PT% 5-18 27.8% |
| FT% 23-27 85.2% | 2nd FG% 20-35 57.1% |
| 3PT% 11-24 45.8% | FT% 11-19 57.9% |
| GM FG% 31-64 48.4% | 3PT% 16-42 38.1% |
| FT% 34-46 73.9% | Dead Ball Rebounds: 8, 0 |

| EUI | | ILL | |
|------------------|---------------|------------------|----------------|
| Biggest lead | 2 (1st 19:13) | Biggest lead | 47 (2nd 1:46) |
| Best Scoring Run | 5 (1st 8:12) | Best Scoring Run | 11 (2nd 15:05) |
| Lead Changes | 3 | Lead Changes | 3 |
| Times Tied | 3 | Times Tied | 3 |
| Time with Lead | 02:50 | Time with Lead | 35:30 |

Game 3 - November 10, 2024 at Bloomington, Ind. (Simon Skjold Assembly Hall)
No. 17 Indiana 90, Eastern Illinois 55

Official Basketball Box Score - Final
Eastern Illinois at Indiana
 11/10/24 Simon Skjold Assembly Hall, Bloomington
 2024-25 Men's Basketball
 Game Time: 12:00 PM
 Game Duration: 1:49
 Attendance: 17,222
 Officials: Brian Dorsey, Michael Reed, Jason Phelps

| Eastern Illinois - 55 | | Record: 1-2 | | | | | | | | | | | | |
|-----------------------|----------------------|-------------|-------|------|-----|-----------|--------|----|----|----|----|--------|-----|--|
| NO. | Name | Min | FG | 3P | FT | Rebounds | Fouls | TP | AS | TO | ST | Blocks | +/- | |
| | | | M-A | M-A | M-A | OR DR TOT | PF FD | | | | | BS BA | | |
| 23 | Rodolfo Rufino Bolis | F 16:54 | 0-2 | 0-0 | 0-0 | 0 1 1 | 3 1 0 | 0 | 1 | 1 | 0 | 0 | -14 | |
| 40 | Kooper Jacobi | F 31:34 | 4-8 | 0-2 | 0-1 | 3 3 6 | 2 1 8 | 2 | 4 | 0 | 0 | 0 | -22 | |
| 2 | Artese Stapleton | G 29:21 | 4-12 | 1-3 | 3-4 | 2 1 3 | 0 3 0 | 12 | 4 | 5 | 0 | 2 | -14 | |
| 3 | Nakyel Shelton | G 33:57 | 7-16 | 3-8 | 0-0 | 0 3 3 | 2 4 17 | 0 | 2 | 0 | 0 | 1 | -28 | |
| 5 | Zion Fruster | G 30:08 | 5-11 | 3-6 | 0-0 | 0 4 4 | 0 1 13 | 2 | 2 | 0 | 0 | 1 | -29 | |
| 22 | Sekou Kalle | G 14:25 | 1-2 | 0-0 | 0-0 | 0 4 4 | 2 0 2 | 0 | 3 | 2 | 0 | 0 | -14 | |
| 11 | Malik Olafloye | G 16:29 | 0-2 | 0-1 | 0-0 | 0 0 0 | 2 1 0 | 0 | 0 | 0 | 0 | 0 | -18 | |
| 9 | Obadiah Curtis | G 10:59 | 0-2 | 0-0 | 0-0 | 0 2 2 | 1 0 0 | 0 | 1 | 0 | 0 | 1 | -13 | |
| 4 | Isaiah Griffin | G 04:39 | 0-0 | 0-0 | 2-2 | 0 0 0 | 2 2 2 | 0 | 0 | 0 | 0 | 0 | -10 | |
| 17 | Lazar Grbovic | G 03:19 | 0-2 | 0-0 | 0-0 | 1 0 1 | 1 0 0 | 0 | 0 | 0 | 0 | 0 | -1 | |
| 6 | Kam O'Connor | G 01:25 | 0-0 | 0-0 | 0-0 | 0 0 0 | 0 0 0 | 0 | 0 | 0 | 0 | 0 | -4 | |
| 12 | Carson Prost | G 01:25 | 0-0 | 0-0 | 0-0 | 0 0 0 | 0 0 0 | 0 | 0 | 0 | 0 | 0 | -4 | |
| 24 | Terry McMorris | G 01:25 | 0-0 | 0-0 | 1-2 | 0 0 0 | 0 0 1 | 1 | 0 | 0 | 0 | 0 | -4 | |
| Team | | | | | | 1 1 2 | 0 1 0 | 0 | 1 | 0 | 0 | 0 | | |
| Totals | | | 21-57 | 7-20 | 6-9 | 7 19 26 | 15 14 | 55 | 8 | 17 | 8 | 0 6 | -35 | |

| Indiana - 90 | | Record: 2-0 | | | | | | | | | | | | |
|---------------|------------------|-------------|-------|------|------|-----------|--------|----|----|----|----|--------|-----|----|
| NO. | Name | Min | FG | 3P | FT | Rebounds | Fouls | TP | AS | TO | ST | Blocks | +/- | |
| | | | M-A | M-A | M-A | OR DR TOT | PF FD | | | | | BS BA | | |
| 5 | Malik Reneau | F 24:59 | 8-12 | 0-1 | 1-1 | 2 4 6 | 6 1 1 | 17 | 2 | 1 | 2 | 1 | 0 | 20 |
| 21 | Mackenzie Mgbako | F 26:44 | 7-10 | 2-4 | 2-2 | 1 6 7 | 0 1 8 | 4 | 2 | 2 | 0 | 0 | 22 | |
| 11 | Oumar Ballo | C 26:57 | 8-10 | 0-0 | 1-2 | 2 7 9 | 1 3 17 | 3 | 1 | 0 | 0 | 3 | 25 | |
| 1 | Myles Rice | G 21:33 | 2-3 | 0-1 | 1-2 | 0 1 1 | 3 3 5 | 5 | 2 | 1 | 0 | 0 | 15 | |
| 9 | Kanaan Carlyle | G 24:13 | 2-7 | 2-4 | 0-0 | 1 1 2 | 2 1 6 | 1 | 2 | 1 | 0 | 0 | 13 | |
| 8 | Bryson Tucker | G 20:33 | 5-7 | 0-0 | 2-2 | 0 6 6 | 1 1 12 | 1 | 0 | 1 | 0 | 1 | 27 | |
| 32 | Trey Galloway | G 17:47 | 2-3 | 0-1 | 1-2 | 0 1 1 | 1 3 5 | 8 | 2 | 1 | 1 | 0 | 23 | |
| 10 | Luke Goode | G 11:56 | 2-5 | 2-5 | 0-0 | 1 1 2 | 2 1 6 | 0 | 1 | 1 | 0 | 0 | 13 | |
| 2 | Gabe Cupps | G 10:04 | 0-1 | 0-1 | 0-0 | 0 0 0 | 2 0 0 | 0 | 1 | 0 | 0 | 0 | 5 | |
| 12 | Langdon Hatton | G 07:10 | 1-1 | 0-0 | 0-0 | 1 0 1 | 1 0 2 | 1 | 1 | 0 | 0 | 0 | 1 | |
| 0 | Jakai Newton | 08:04 | 1-3 | 0-1 | 0-1 | 0 2 0 | 1 1 0 | 2 | 0 | 0 | 0 | 0 | 11 | |
| Team | | | | | | 0 2 2 | 0 0 0 | 0 | 0 | 0 | 0 | 0 | | |
| Totals | | | 38-62 | 6-18 | 8-12 | 7 31 38 | 14 15 | 90 | 26 | 12 | 11 | 6 0 | 35 | |

| Technical Fouls: NONE | |
|-----------------------|--------------------------|
| Shooting By Period | |
| 1st | 2nd |
| 1st FG% 16-28 57.1% | 3PT% 2-7 28.6% |
| FT% 2-3 66.7% | 2nd FG% 22-34 64.7% |
| 3PT% 4-11 36.4% | FT% 6-9 66.7% |
| GM FG% 38-62 61.3% | 3PT% 6-18 33.3% |
| FT% 8-12 66.7% | Dead Ball Rebounds: 1, 0 |

| EUI | | IUB | |
|------------------|---------------|------------------|---------------|
| Biggest lead | 5 (1st 14:02) | Biggest lead | 36 (2nd 0:30) |
| Best Scoring Run | 8 (1st 14:02) | Best Scoring Run | 14 (2nd 6:25) |
| Lead Changes | 7 | Lead Changes | 7 |
| Times Tied | 6 | Times Tied | 6 |
| Time with Lead | 09:06 | Time with Lead | 26:04 |

Game 2 - November 6, 2024 at Charleston, Ill. (First Mid Court at Groniger Arena)
Eastern Illinois 97, Earlham College 61

Official Basketball Box Score - Final
Earlham at Eastern Ill.
 11/06/24 Groniger Arena, Charleston
 2024-25 Men's Basketball
 Game Time: 7:00 PM
 Game Duration: 2:11
 Attendance: 1,350
 Officials: John Boylan Jr., Gene Grimshaw, Sean West

| Earlham - 61 | | Record: 0-0 | | | | | | | | | | | | |
|--------------|---------------------|-------------|------|-----|-----|-----------|--------|----|----|----|----|--------|-----|--|
| NO. | Name | Min | FG | 3P | FT | Rebounds | Fouls | TP | AS | TO | ST | Blocks | +/- | |
| | | | M-A | M-A | M-A | OR DR TOT | PF FD | | | | | BS BA | | |
| 14 | Tavian Tatum | F 22:13 | 2-8 | 0-1 | 0-0 | 3 2 5 | 2 2 4 | 1 | 2 | 0 | 0 | 5 | -12 | |
| 2 | MaKaden Bodie | G 09:11 | 1-1 | 0-0 | 0-0 | 0 0 0 | 3 1 0 | 2 | 0 | 0 | 0 | 0 | -12 | |
| 10 | Ken Walker | G 28:32 | 7-16 | 2-6 | 1-1 | 0 3 3 | 1 7 17 | 1 | 1 | 2 | 2 | 0 | -33 | |
| 11 | Connor Smith | G 18:19 | 0-2 | 0-0 | 0-0 | 1 0 1 | 0 0 0 | 0 | 1 | 1 | 0 | 0 | -18 | |
| 34 | Landen Hale | G 23:09 | 2-7 | 0-2 | 2-2 | 1 2 3 | 0 1 0 | 1 | 6 | 0 | 1 | 1 | -23 | |
| 15 | Noah Gathings | G 15:45 | 3-9 | 3-5 | 3-4 | 2 2 4 | 4 2 12 | 1 | 2 | 1 | 0 | 0 | -9 | |
| 3 | Trenton Connolly | G 14:49 | 0-2 | 0-1 | 0-0 | 0 2 2 | 3 0 0 | 0 | 4 | 0 | 0 | 0 | -16 | |
| 23 | Aidan Temple | G 13:13 | 2-3 | 0-0 | 0-0 | 1 2 3 | 1 0 4 | 2 | 0 | 2 | 0 | 0 | -9 | |
| 1 | Milan Kennedy | G 09:14 | 1-4 | 1-2 | 4-4 | 0 0 0 | 0 1 2 | 7 | 0 | 1 | 0 | 0 | -9 | |
| 0 | Donovan Pruitt | G 11:31 | 1-4 | 0-1 | 0-0 | 0 0 0 | 1 0 1 | 0 | 2 | 1 | 0 | 0 | -3 | |
| 4 | Tommy Reddick | G 13:26 | 0-2 | 0-1 | 0-1 | 0 1 1 | 1 1 0 | 0 | 1 | 0 | 0 | 0 | -11 | |
| 33 | Misaiah Bebley | G 06:00 | 0-1 | 0-0 | 0-0 | 0 1 1 | 1 1 0 | 0 | 1 | 2 | 0 | 0 | -5 | |
| 20 | Elijah Zahm | G 06:07 | 1-2 | 0-0 | 0-0 | 0 1 1 | 2 0 0 | 2 | 0 | 1 | 1 | 0 | -1 | |
| 22 | Mannatavius Goodman | G 02:58 | 1-3 | 0-0 | 1-1 | 1 0 1 | 0 1 0 | 3 | 0 | 1 | 0 | 0 | 0 | |
| 22 | Derrek Atkinson | G 02:54 | 1-1 | 0-0 | 0-0 | 0 0 0 | 0 0 0 | 0 | 2 | 0 | 0 | 0 | 0 | |
| 12 | | | | | | | | | | | | | | |

**Game 5 - November 19, 2024 at Chicago, Ill. (Wintrust Arena)
DePaul 78, Eastern Illinois 69**



Official Basketball Box Score - Final
Eastern Ill. at DePaul
11/19/24 Wintrust Arena, Chicago
2024-25 Men's Basketball

Game Time: 8:00 PM
Game Duration: 2:08
Attendance: 2,829

Officials: Lamer Simpson, Nathan Farrell, Justin Porterfield

Eastern Ill. - 69 Record: 1-4

| NO. | Name | Min | FG | | 3P | | FT | | Rebounds | | | Fouls | | TP | AS | TO | ST | Blocks | | +/- |
|---------------|---------------------|---------|-------|------|-------|-----|----|----|----------|----|----|-------|----|----|----|----|----|--------|-----|-----|
| | | | M-A | M-A | M-A | M-A | OR | DR | TOT | PF | FD | BS | BA | | | | | | | |
| 23 | Rodolfo Rufino Bols | F 14:11 | 0-2 | 0-0 | 0-0 | 0 | 1 | 1 | 1 | 0 | 0 | 2 | 1 | 1 | 1 | 0 | 1 | 0 | 1 | -2 |
| 40 | Kooper Jacobi | F 30:32 | 9-16 | 2-5 | 2-2 | 3 | 5 | 8 | 3 | 2 | 22 | 0 | 1 | 1 | 1 | 0 | 0 | 0 | -10 | |
| 3 | Nakyl Shelton | G 34:45 | 3-11 | 0-2 | 11-11 | 3 | 4 | 7 | 3 | 5 | 17 | 2 | 3 | 1 | 1 | 1 | 1 | 1 | -6 | |
| 5 | Zion Fruster | G 36:22 | 5-11 | 2-3 | 0-0 | 1 | 4 | 5 | 0 | 2 | 12 | 0 | 2 | 1 | 0 | 1 | 0 | 1 | -6 | |
| 11 | Malik Olafioye | G 34:53 | 1-4 | 1-2 | 2-2 | 0 | 4 | 4 | 4 | 1 | 5 | 3 | 0 | 1 | 1 | 1 | 0 | 1 | -7 | |
| 22 | Sekou Kalle | 10:00 | 0-0 | 0-0 | 0-0 | 0 | 1 | 1 | 2 | 0 | 0 | 1 | 1 | 1 | 1 | 0 | 0 | 0 | -9 | |
| 2 | Artese Stapleton | 28:08 | 4-11 | 1-1 | 1-2 | 0 | 3 | 3 | 5 | 2 | 10 | 3 | 3 | 4 | 0 | 1 | 0 | 1 | -3 | |
| 17 | Lazar Grbovic | 01:58 | 0-0 | 0-0 | 0-0 | 0 | 0 | 0 | 0 | 0 | 0 | 0 | 1 | 0 | 0 | 0 | 0 | 0 | -1 | |
| 8 | Blake Goodman | 09:11 | 1-2 | 1-2 | 0-0 | 0 | 0 | 0 | 1 | 0 | 3 | 0 | 2 | 0 | 0 | 0 | 0 | 0 | -1 | |
| Team | | | | | | 3 | | | 1 | | | 4 | | | 0 | | | 0 | | |
| Totals | | | 23:57 | 7-15 | 16-17 | 10 | 23 | 33 | 19 | 12 | 69 | 11 | 14 | 10 | 2 | 4 | 0 | 0 | 0 | 0 |

| Shooting By Period | | | |
|---------------------|-------|-------|--|
| 1 st FG% | 8-24 | 33.3% | |
| 3PT% | 3-7 | 42.9% | |
| FT% | 6-6 | 100% | |
| 2 nd FG% | 15-33 | 45.5% | |
| 3PT% | 4-8 | 50.0% | |
| FT% | 10-11 | 90.9% | |
| GM FG% | 23-57 | 40.4% | |
| 3PT% | 7-15 | 46.7% | |
| FT% | 16-17 | 94.1% | |

Dead Ball Rebounds: 0, 0

Technical Fouls: NONE

DePaul - 78 Record: 5-0

| NO. | Name | Min | FG | | 3P | | FT | | Rebounds | | | Fouls | | TP | AS | TO | ST | Blocks | | +/- |
|---------------|---------------|---------|-------|-------|-------|-----|----|----|----------|----|----|-------|----|----|----|----|----|--------|----|-----|
| | | | M-A | M-A | M-A | M-A | OR | DR | TOT | PF | FD | BS | BA | | | | | | | |
| 0 | Troy D'Amico | F 21:45 | 2-4 | 2-4 | 8-9 | 1 | 0 | 1 | 3 | 4 | 14 | 1 | 3 | 0 | 0 | 0 | 0 | 0 | 3 | |
| 42 | David Skogman | F 25:42 | 4-6 | 3-5 | 0-0 | 2 | 4 | 6 | 0 | 1 | 11 | 3 | 3 | 0 | 1 | 0 | 1 | 0 | 11 | |
| 1 | Isaiah Rivera | G 34:50 | 5-14 | 2-8 | 0-0 | 3 | 2 | 5 | 2 | 1 | 12 | 2 | 3 | 1 | 1 | 1 | 1 | 1 | 10 | |
| 4 | Conor Enright | G 38:08 | 2-5 | 1-4 | 2-3 | 1 | 4 | 5 | 3 | 5 | 7 | 11 | 3 | 2 | 0 | 0 | 0 | 15 | | |
| 12 | Jacob Meyer | G 32:17 | 5-12 | 5-11 | 1-2 | 0 | 5 | 5 | 1 | 1 | 16 | 1 | 1 | 2 | 0 | 1 | 1 | 17 | | |
| 20 | JJ Traynor | 23:47 | 3-4 | 1-1 | 4-6 | 0 | 4 | 4 | 0 | 4 | 11 | 0 | 1 | 1 | 1 | 0 | 0 | 10 | | |
| 11 | CJ Gunn | 13:32 | 2-7 | 1-6 | 2-3 | 2 | 1 | 3 | 3 | 2 | 7 | 0 | 1 | 0 | 0 | 0 | 0 | -13 | | |
| 23 | David Thomas | 01:52 | 0-0 | 0-0 | 0-0 | 0 | 0 | 0 | 0 | 0 | 0 | 0 | 0 | 0 | 0 | 0 | 0 | 0 | -6 | |
| 35 | N.J. Benson | 08:07 | 0-1 | 0-0 | 0-0 | 0 | 2 | 2 | 0 | 1 | 0 | 0 | 1 | 0 | 1 | 0 | 1 | 0 | -2 | |
| Team | | | | | | 3 | | | 2 | | | 5 | | | 0 | | | 1 | | |
| Totals | | | 23:53 | 15-39 | 17-23 | 12 | 24 | 36 | 12 | 19 | 78 | 18 | 17 | 6 | 4 | 2 | 9 | 0 | 0 | |

| Shooting By Period | | | |
|---------------------|-------|-------|--|
| 1 st FG% | 8-25 | 32.0% | |
| 3PT% | 6-20 | 30.0% | |
| FT% | 7-11 | 63.6% | |
| 2 nd FG% | 15-28 | 53.6% | |
| 3PT% | 9-19 | 47.4% | |
| FT% | 10-12 | 83.3% | |
| GM FG% | 23-53 | 43.4% | |
| 3PT% | 15-39 | 38.5% | |
| FT% | 17-23 | 73.9% | |

Dead Ball Rebounds: 1, 1

Technical Fouls: NONE

| | EIU | DPU |
|------------------|---------------------------|----------------------------|
| Biggest lead | 2 (2 nd 17:13) | 13 (2 nd 0:41) |
| Best Scoring Run | 6 (2 nd 17:13) | 14 (2 nd 14:02) |
| Lead Changes | 4 | |
| Times Tied | 4 | |
| Time with Lead | 01:09 | 36:52 |

| Points from | EIU | DPU |
|---------------|-----|-----|
| Turnovers | 21 | 14 |
| Paint | 26 | 16 |
| Second Chance | 15 | 9 |
| Fast Breaks | 5 | 6 |
| Bench | 13 | 18 |

| Period by Period Scoring | | | |
|--------------------------|-----|-----|-----|
| | 1st | 2nd | TOT |
| EIU | 25 | 44 | 69 |
| DPU | 29 | 49 | 78 |



**2024-25 Eastern Ill. Men's Basketball
Individual Game-by-Game
All games**

#2 STAPLETON, Artese

| Opponent | Date | GS | MIN | Total | | 3-Pointers | | Free throws | | Rebounds | | | | PF | A | TO | BLK | STL | PTS | AVG |
|-----------------|------------|----------|---------------|--------------|-------------|------------|-------------|--------------|-------------|----------|----------|-----------|------------|-----------|-----------|-----------|----------|-----------|-----------|-------------|
| | | | | FG-FGA | PCT | 3FG-3FGA | PCT | FT-FTA | PCT | OFF | DEF | TOT | AVG | | | | | | | |
| at Illinois | 11/04/2024 | * | 23:39 | 5-13 | .385 | 0-2 | .000 | 1-3 | .333 | 0 | 2 | 2 | 2.0 | 4 | 2 | 2 | 0 | 0 | 11 | 11.0 |
| Earlham | 11/06/2024 | * | 26:36 | 6-10 | .600 | 0-1 | .000 | 5-6 | .833 | 0 | 2 | 2 | 2.0 | 2 | 8 | 1 | 1 | 2 | 17 | 14.0 |
| at Indiana | 11/10/2024 | * | 29:21 | 4-12 | .333 | 1-3 | .333 | 3-4 | .750 | 2 | 1 | 3 | 2.3 | 0 | 4 | 5 | 0 | 5 | 12 | 13.3 |
| at Northwestern | 11/15/2024 | | 15:49 | 0-3 | .000 | 0-1 | .000 | 1-2 | .500 | 0 | 0 | 0 | 1.8 | 2 | 2 | 3 | 0 | 0 | 1 | 10.3 |
| at DePaul | 11/19/2024 | | 28:08 | 4-11 | .364 | 1-1 | 1.000 | 1-2 | .500 | 0 | 3 | 3 | 2.0 | 5 | 3 | 3 | 0 | 4 | 10 | 10.2 |
| Totals | | 3 | 123:33 | 19-49 | .388 | 2-8 | .250 | 11-17 | .647 | 2 | 8 | 10 | 2.0 | 13 | 19 | 14 | 1 | 11 | 51 | 10.2 |

Player Averages

| Games Played | Minutes/game | Points/game | FG Pct | 3FG Pct | FT Pct | Rebounds/game | Assists/game | Turnovers/game | Assist/Turnover ratio | Steals/game | Blocks/game |
|--------------|--------------|-------------|--------|---------|--------|---------------|--------------|----------------|-----------------------|-------------|-------------|
| 5 | 24.7 | 10.2 | 38.8 | 25.0 | 64.7 | 2.0 | 3.8 | 2.8 | 1.4 | 2.2 | 0.2 |



**2024-25 Eastern Ill. Men's Basketball
Individual Game-by-Game
All games**

#3 SHELTON, Nakyel

| Opponent | Date | GS | MIN | Total | | 3-Pointers | | Free throws | | Rebounds | | | | PF | A | TO | BLK | STL | PTS | AVG |
|-----------------|------------|----------|---------------|--------------|-------------|-------------|-------------|--------------|-------------|----------|-----------|-----------|------------|-----------|----------|-----------|----------|----------|-----------|-------------|
| | | | | FG-FGA | PCT | 3FG-3FGA | PCT | FT-FTA | PCT | OFF | DEF | TOT | AVG | | | | | | | |
| at Illinois | 11/04/2024 | * | 30:09 | 7-15 | .467 | 1-2 | .500 | 1-3 | .333 | 0 | 1 | 1 | 1.0 | 3 | 2 | 1 | 1 | 1 | 16 | 16.0 |
| Earlham | 11/06/2024 | * | 28:10 | 6-12 | .500 | 0-1 | .000 | 2-2 | 1.000 | 1 | 5 | 6 | 3.5 | 1 | 1 | 2 | 2 | 1 | 14 | 15.0 |
| at Indiana | 11/10/2024 | * | 33:57 | 7-16 | .438 | 3-8 | .375 | 0-0 | .000 | 0 | 3 | 3 | 3.3 | 2 | 0 | 2 | 0 | 0 | 17 | 15.7 |
| at Northwestern | 11/15/2024 | * | 37:20 | 8-20 | .400 | 1-9 | .111 | 2-2 | 1.000 | 0 | 4 | 4 | 3.5 | 3 | 2 | 4 | 2 | 3 | 19 | 16.5 |
| at DePaul | 11/19/2024 | * | 34:45 | 3-11 | .273 | 0-2 | .000 | 11-11 | 1.000 | 3 | 4 | 7 | 4.2 | 3 | 2 | 3 | 1 | 1 | 17 | 16.6 |
| Totals | | 5 | 164:21 | 31-74 | .419 | 5-22 | .227 | 16-18 | .889 | 4 | 17 | 21 | 4.2 | 12 | 7 | 12 | 6 | 6 | 83 | 16.6 |

Player Averages

| Games Played | Minutes/game | Points/game | FG Pct | 3FG Pct | FT Pct | Rebounds/game | Assists/game | Turnovers/game | Assist/Turnover ratio | Steals/game | Blocks/game |
|--------------|--------------|-------------|--------|---------|--------|---------------|--------------|----------------|-----------------------|-------------|-------------|
| 5 | 32.9 | 16.6 | 41.9 | 22.7 | 88.9 | 4.2 | 1.4 | 2.4 | 0.6 | 1.2 | 1.2 |



**2024-25 Eastern Ill. Men's Basketball
Individual Game-by-Game
All games**

#4 GRIFFIN, Isaiah

| Opponent | Date | GS | MIN | Total | | 3-Pointers | | Free throws | | Rebounds | | | | PF | A | TO | BLK | STL | PTS | AVG |
|-----------------|------------|----------|--------------|------------|-------------|------------|-------------|-------------|-------------|----------|----------|----------|------------|----------|----------|----------|----------|----------|-----------|------------|
| | | | | FG-FGA | PCT | 3FG-3FGA | PCT | FT-FTA | PCT | OFF | DEF | TOT | AVG | | | | | | | |
| at Illinois | 11/04/2024 | | 11:31 | 0-0 | .000 | 0-0 | .000 | 4-8 | .500 | 0 | 0 | 0 | 0.0 | 3 | 0 | 1 | 0 | 0 | 4 | 4.0 |
| Earlham | 11/06/2024 | | 13:53 | 3-5 | .600 | 2-3 | .667 | 2-3 | .667 | 1 | 2 | 3 | 1.5 | 1 | 1 | 1 | 0 | 1 | 10 | 7.0 |
| at Indiana | 11/10/2024 | | 04:39 | 0-0 | .000 | 0-0 | .000 | 2-2 | 1.000 | 0 | 0 | 0 | 1.0 | 2 | 0 | 2 | 0 | 0 | 2 | 5.3 |
| at Northwestern | 11/15/2024 | * | 08:03 | 1-2 | .500 | 1-2 | .500 | 0-0 | .000 | 0 | 0 | 0 | 0.8 | 1 | 0 | 1 | 0 | 0 | 3 | 4.8 |
| Totals | | 1 | 38:06 | 4-7 | .571 | 3-5 | .600 | 8-13 | .615 | 1 | 2 | 3 | 0.8 | 7 | 1 | 5 | 0 | 1 | 19 | 4.8 |

Player Averages

| Games Played | Minutes/ game | Points/ game | FG Pct | 3FG Pct | FT Pct | Rebounds/ game | Assists/ game | Turnovers/ game | Assist/Turnover ratio | Steals/ game | Blocks/ game |
|--------------|---------------|--------------|--------|---------|--------|----------------|---------------|-----------------|-----------------------|--------------|--------------|
| 4 | 9.5 | 4.8 | 57.1 | 60.0 | 61.5 | 0.8 | 0.3 | 1.3 | 0.2 | 0.3 | 0.0 |



**2024-25 Eastern Ill. Men's Basketball
Individual Game-by-Game
All games**

#5 FRUSTER, Zion

| Opponent | Date | GS | MIN | Total | | 3-Pointers | | Free throws | | Rebounds | | | | PF | A | TO | BLK | STL | PTS | AVG |
|-----------------|------------|----------|---------------|--------------|-------------|-------------|-------------|-------------|-------------|----------|-----------|-----------|------------|----------|----------|----------|----------|----------|-----------|-------------|
| | | | | FG-FGA | PCT | 3FG-3FGA | PCT | FT-FTA | PCT | OFF | DEF | TOT | AVG | | | | | | | |
| at Illinois | 11/04/2024 | * | 33:17 | 4-9 | .444 | 1-1 | 1.000 | 1-2 | .500 | 0 | 1 | 1 | 1.0 | 2 | 0 | 0 | 0 | 1 | 10 | 10.0 |
| Earlham | 11/06/2024 | * | 20:51 | 7-13 | .538 | 1-4 | .250 | 0-0 | .000 | 0 | 3 | 3 | 2.0 | 3 | 1 | 0 | 0 | 1 | 15 | 12.5 |
| at Indiana | 11/10/2024 | * | 34:08 | 5-11 | .455 | 3-6 | .500 | 0-0 | .000 | 0 | 4 | 4 | 2.7 | 0 | 2 | 2 | 0 | 0 | 13 | 12.7 |
| at Northwestern | 11/15/2024 | | 39:42 | 1-8 | .125 | 1-4 | .250 | 0-1 | .000 | 2 | 2 | 4 | 3.0 | 0 | 2 | 1 | 1 | 1 | 3 | 10.3 |
| at DePaul | 11/19/2024 | * | 36:22 | 5-11 | .455 | 2-3 | .667 | 0-0 | .000 | 1 | 4 | 5 | 3.4 | 0 | 0 | 2 | 0 | 1 | 12 | 10.6 |
| Totals | | 4 | 164:20 | 22-52 | .423 | 8-18 | .444 | 1-3 | .333 | 3 | 14 | 17 | 3.4 | 5 | 5 | 5 | 1 | 4 | 53 | 10.6 |

Player Averages

| Games Played | Minutes/game | Points/game | FG Pct | 3FG Pct | FT Pct | Rebounds/game | Assists/game | Turnovers/game | Assist/Turnover ratio | Steals/game | Blocks/game |
|--------------|--------------|-------------|--------|---------|--------|---------------|--------------|----------------|-----------------------|-------------|-------------|
| 5 | 32.9 | 10.6 | 42.3 | 44.4 | 33.3 | 3.4 | 1.0 | 1.0 | 1.0 | 0.8 | 0.2 |



**2024-25 Eastern Ill. Men's Basketball
Individual Game-by-Game
All games**

#6 O'CONNOR, Kam

| Opponent | Date | GS | MIN | Total | | 3-Pointers | | Free throws | | Rebounds | | | | PF | A | TO | BLK | STL | PTS | AVG |
|---------------|------------|----------|--------------|------------|-------------|------------|-------------|-------------|-------------|----------|----------|----------|------------|----------|----------|----------|----------|----------|----------|------------|
| | | | | FG-FGA | PCT | 3FG-3FGA | PCT | FT-FTA | PCT | OFF | DEF | TOT | AVG | | | | | | | |
| Earlham | 11/06/2024 | | 03:51 | 0-0 | .000 | 0-0 | .000 | 1-2 | .500 | 0 | 0 | 0 | 0.0 | 0 | 0 | 0 | 0 | 0 | 1 | 1.0 |
| at Indiana | 11/10/2024 | | 01:25 | 0-0 | .000 | 0-0 | .000 | 0-0 | .000 | 0 | 0 | 0 | 0.0 | 0 | 0 | 0 | 0 | 0 | 0 | 0.5 |
| Totals | | 0 | 05:16 | 0-0 | .000 | 0-0 | .000 | 1-2 | .500 | 0 | 0 | 0 | 0.0 | 0 | 0 | 0 | 0 | 0 | 1 | 0.5 |

Player Averages

| Games Played | Minutes/game | Points/game | FG Pct | 3FG Pct | FT Pct | Rebounds/game | Assists/game | Turnovers/game | Assist/Turnover ratio | Steals/game | Blocks/game |
|--------------|--------------|-------------|--------|---------|--------|---------------|--------------|----------------|-----------------------|-------------|-------------|
| 2 | 2.6 | 0.5 | 0.0 | 0.0 | 50.0 | 0.0 | 0.0 | 0.0 | 0.0 | 0.0 | 0.0 |



**2024-25 Eastern Ill. Men's Basketball
Individual Game-by-Game
All games**

#8 GOODMAN, Blake

| Opponent | Date | GS | MIN | Total | | 3-Pointers | | Free throws | | Rebounds | | | | PF | A | TO | BLK | STL | PTS | AVG |
|---------------|------------|----------|--------------|------------|-------------|------------|-------------|-------------|-------------|----------|----------|----------|------------|----------|----------|----------|----------|----------|----------|------------|
| | | | | FG-FGA | PCT | 3FG-3FGA | PCT | FT-FTA | PCT | OFF | DEF | TOT | AVG | | | | | | | |
| Earlham | 11/06/2024 | | 06:52 | 1-2 | .500 | 0-1 | .000 | 3-4 | .750 | 0 | 2 | 2 | 2.0 | 0 | 0 | 0 | 0 | 1 | 5 | 5.0 |
| at DePaul | 11/19/2024 | | 09:11 | 1-2 | .500 | 1-2 | .500 | 0-0 | .000 | 0 | 0 | 0 | 1.0 | 1 | 0 | 2 | 0 | 0 | 3 | 4.0 |
| Totals | | 0 | 16:03 | 2-4 | .500 | 1-3 | .333 | 3-4 | .750 | 0 | 2 | 2 | 1.0 | 1 | 0 | 2 | 0 | 1 | 8 | 4.0 |

Player Averages

| Games Played | Minutes/game | Points/game | FG Pct | 3FG Pct | FT Pct | Rebounds/game | Assists/game | Turnovers/game | Assist/Turnover ratio | Steals/game | Blocks/game |
|--------------|--------------|-------------|--------|---------|--------|---------------|--------------|----------------|-----------------------|-------------|-------------|
| 2 | 8.0 | 4.0 | 50.0 | 33.3 | 75.0 | 1.0 | 0.0 | 1.0 | 0.0 | 0.5 | 0.0 |



**2024-25 Eastern Ill. Men's Basketball
Individual Game-by-Game
All games**

#9 CURTIS, Obadiah

| Opponent | Date | GS | MIN | Total | | 3-Pointers | | Free throws | | Rebounds | | | | PF | A | TO | BLK | STL | PTS | AVG |
|-----------------|------------|----------|--------------|-------------|-------------|------------|-------------|-------------|-------------|----------|-----------|-----------|------------|----------|----------|----------|----------|----------|-----------|------------|
| | | | | FG-FGA | PCT | 3FG-3FGA | PCT | FT-FTA | PCT | OFF | DEF | TOT | AVG | | | | | | | |
| at Illinois | 11/04/2024 | | 17:07 | 4-10 | .400 | 1-2 | .500 | 1-2 | .500 | 1 | 4 | 5 | 5.0 | 3 | 0 | 0 | 0 | 0 | 10 | 10.0 |
| Earlham | 11/06/2024 | | 21:39 | 5-9 | .556 | 0-0 | .000 | 3-5 | .600 | 1 | 4 | 5 | 5.0 | 1 | 0 | 3 | 3 | 2 | 13 | 11.5 |
| at Indiana | 11/10/2024 | | 10:59 | 0-2 | .000 | 0-0 | .000 | 0-0 | .000 | 0 | 2 | 2 | 4.0 | 1 | 0 | 1 | 0 | 0 | 0 | 7.7 |
| at Northwestern | 11/15/2024 | | 04:55 | 0-0 | .000 | 0-0 | .000 | 0-0 | .000 | 0 | 3 | 3 | 3.8 | 3 | 0 | 1 | 0 | 0 | 0 | 5.8 |
| Totals | | 0 | 54:41 | 9-21 | .429 | 1-2 | .500 | 4-7 | .571 | 2 | 13 | 15 | 3.8 | 8 | 0 | 5 | 3 | 2 | 23 | 5.8 |

Player Averages

| Games Played | Minutes/ game | Points/ game | FG Pct | 3FG Pct | FT Pct | Rebounds/ game | Assists/ game | Turnovers/ game | Assist/Turnover ratio | Steals/ game | Blocks/ game |
|--------------|---------------|--------------|--------|---------|--------|----------------|---------------|-----------------|-----------------------|--------------|--------------|
| 4 | 13.7 | 5.8 | 42.9 | 50.0 | 57.1 | 3.8 | 0.0 | 1.3 | 0.0 | 0.5 | 0.8 |



**2024-25 Eastern Ill. Men's Basketball
Individual Game-by-Game
All games**

#11 OLAFIOYE, Malik

| Opponent | Date | GS | MIN | Total | | 3-Pointers | | Free throws | | Rebounds | | | | PF | A | TO | BLK | STL | PTS | AVG |
|-----------------|------------|----------|---------------|-------------|-------------|------------|-------------|-------------|-------------|----------|----------|----------|------------|-----------|-----------|----------|----------|----------|-----------|------------|
| | | | | FG-FGA | PCT | 3FG-3FGA | PCT | FT-FTA | PCT | OFF | DEF | TOT | AVG | | | | | | | |
| at Illinois | 11/04/2024 | | 10:52 | 1-6 | .167 | 0-2 | .000 | 0-0 | .000 | 0 | 1 | 1 | 1.0 | 2 | 0 | 0 | 0 | 2 | 2 | 2.0 |
| Earlham | 11/06/2024 | | 17:57 | 2-3 | .667 | 0-0 | .000 | 0-1 | .000 | 0 | 3 | 3 | 2.0 | 5 | 3 | 1 | 0 | 3 | 4 | 3.0 |
| at Indiana | 11/10/2024 | | 16:29 | 0-2 | .000 | 0-1 | .000 | 0-0 | .000 | 0 | 0 | 0 | 1.3 | 2 | 0 | 0 | 0 | 0 | 0 | 2.0 |
| at Northwestern | 11/15/2024 | * | 32:42 | 2-4 | .500 | 0-2 | .000 | 0-0 | .000 | 0 | 1 | 1 | 1.3 | 2 | 5 | 1 | 0 | 0 | 4 | 2.5 |
| at DePaul | 11/19/2024 | * | 34:53 | 1-4 | .250 | 1-2 | .500 | 2-2 | 1.000 | 0 | 4 | 4 | 1.8 | 4 | 3 | 0 | 1 | 1 | 5 | 3.0 |
| Totals | | 2 | 112:53 | 6-19 | .316 | 1-7 | .143 | 2-3 | .667 | 0 | 9 | 9 | 1.8 | 15 | 11 | 2 | 1 | 6 | 15 | 3.0 |

Player Averages

| Games Played | Minutes/ game | Points/ game | FG Pct | 3FG Pct | FT Pct | Rebounds/ game | Assists/ game | Turnovers/ game | Assist/Turnover ratio | Steals/ game | Blocks/ game |
|--------------|---------------|--------------|--------|---------|--------|----------------|---------------|-----------------|-----------------------|--------------|--------------|
| 5 | 22.6 | 3.0 | 31.6 | 14.3 | 66.7 | 1.8 | 2.2 | 0.4 | 5.5 | 1.2 | 0.2 |



**2024-25 Eastern Ill. Men's Basketball
Individual Game-by-Game
All games**

#12 PROST, Carson

| Opponent | Date | GS | MIN | Total | | 3-Pointers | | Free throws | | Rebounds | | | | PF | A | TO | BLK | STL | PTS | AVG |
|---------------|------------|----------|--------------|------------|-------------|------------|-------------|-------------|-------------|----------|----------|----------|------------|----------|----------|----------|----------|----------|----------|------------|
| | | | | FG-FGA | PCT | 3FG-3FGA | PCT | FT-FTA | PCT | OFF | DEF | TOT | AVG | | | | | | | |
| at Illinois | 11/04/2024 | | 03:26 | 0-0 | .000 | 0-0 | .000 | 1-2 | .500 | 0 | 1 | 1 | 1.0 | 0 | 0 | 0 | 0 | 0 | 1 | 1.0 |
| Earlham | 11/06/2024 | | 04:10 | 0-0 | .000 | 0-0 | .000 | 0-0 | .000 | 0 | 0 | 0 | 0.5 | 1 | 0 | 0 | 0 | 0 | 0 | 0.5 |
| at Indiana | 11/10/2024 | | 01:25 | 0-0 | .000 | 0-0 | .000 | 0-0 | .000 | 0 | 0 | 0 | 0.3 | 0 | 0 | 0 | 0 | 0 | 0 | 0.3 |
| Totals | | 0 | 09:01 | 0-0 | .000 | 0-0 | .000 | 1-2 | .500 | 0 | 1 | 1 | 0.3 | 1 | 0 | 0 | 0 | 0 | 1 | 0.3 |

Player Averages

| Games Played | Minutes/game | Points/game | FG Pct | 3FG Pct | FT Pct | Rebounds/game | Assists/game | Turnovers/game | Assist/Turnover ratio | Steals/game | Blocks/game |
|--------------|--------------|-------------|--------|---------|--------|---------------|--------------|----------------|-----------------------|-------------|-------------|
| 3 | 3.0 | 0.3 | 0.0 | 0.0 | 50.0 | 0.3 | 0.0 | 0.0 | 0.0 | 0.0 | 0.0 |



**2024-25 Eastern Ill. Men's Basketball
Individual Game-by-Game
All games**

#17 GRBOVIC, Lazar

| Opponent | Date | GS | MIN | Total | | 3-Pointers | | Free throws | | Rebounds | | | | PF | A | TO | BLK | STL | PTS | AVG |
|-----------------|------------|----------|--------------|------------|-------------|------------|-------------|-------------|-------------|----------|----------|----------|------------|----------|----------|----------|----------|----------|----------|------------|
| | | | | FG-FGA | PCT | 3FG-3FGA | PCT | FT-FTA | PCT | OFF | DEF | TOT | AVG | | | | | | | |
| at Indiana | 11/10/2024 | | 03:19 | 0-2 | .000 | 0-0 | .000 | 0-0 | .000 | 1 | 0 | 1 | 1.0 | 1 | 0 | 0 | 0 | 0 | 0 | 0.0 |
| at Northwestern | 11/15/2024 | | 07:55 | 2-2 | 1.000 | 0-0 | .000 | 0-0 | .000 | 0 | 0 | 0 | 0.5 | 2 | 0 | 0 | 0 | 2 | 4 | 2.0 |
| at DePaul | 11/19/2024 | | 01:58 | 0-0 | .000 | 0-0 | .000 | 0-0 | .000 | 0 | 0 | 0 | 0.3 | 0 | 0 | 1 | 0 | 0 | 0 | 1.3 |
| Totals | | 0 | 13:12 | 2-4 | .500 | 0-0 | .000 | 0-0 | .000 | 1 | 0 | 1 | 0.3 | 3 | 0 | 1 | 0 | 2 | 4 | 1.3 |

Player Averages

| Games Played | Minutes/game | Points/game | FG Pct | 3FG Pct | FT Pct | Rebounds/game | Assists/game | Turnovers/game | Assist/Turnover ratio | Steals/game | Blocks/game |
|--------------|--------------|-------------|--------|---------|--------|---------------|--------------|----------------|-----------------------|-------------|-------------|
| 3 | 4.4 | 1.3 | 50.0 | 0.0 | 0.0 | 0.3 | 0.0 | 0.3 | 0.0 | 0.7 | 0.0 |



2024-25 Eastern Ill. Men's Basketball
Individual Game-by-Game
All games

#22 KALLE, Sekou

| Opponent | Date | GS | MIN | Total | | 3-Pointers | | Free throws | | Rebounds | | | | PF | A | TO | BLK | STL | PTS | AVG |
|-----------------|------------|----------|--------------|------------|-------------|------------|-------------|-------------|-------------|----------|----------|-----------|------------|-----------|----------|----------|----------|----------|----------|------------|
| | | | | FG-FGA | PCT | 3FG-3FGA | PCT | FT-FTA | PCT | OFF | DEF | TOT | AVG | | | | | | | |
| at Illinois | 11/04/2024 | | 12:25 | 1-3 | .333 | 0-0 | .000 | 0-0 | .000 | 1 | 0 | 1 | 1.0 | 5 | 0 | 1 | 0 | 0 | 2 | 2.0 |
| Earlham | 11/06/2024 | | 12:39 | 1-2 | .500 | 0-0 | .000 | 0-4 | .000 | 2 | 3 | 5 | 3.0 | 2 | 0 | 0 | 0 | 0 | 2 | 2.0 |
| at Indiana | 11/10/2024 | | 14:25 | 1-2 | .500 | 0-0 | .000 | 0-0 | .000 | 0 | 4 | 4 | 3.3 | 2 | 0 | 3 | 0 | 2 | 2 | 2.0 |
| at Northwestern | 11/15/2024 | | 07:09 | 1-2 | .500 | 0-0 | .000 | 0-0 | .000 | 1 | 1 | 2 | 3.0 | 1 | 0 | 1 | 0 | 1 | 2 | 2.0 |
| at DePaul | 11/19/2024 | | 10:00 | 0-0 | .000 | 0-0 | .000 | 0-0 | .000 | 0 | 1 | 1 | 2.6 | 2 | 1 | 1 | 0 | 1 | 0 | 1.6 |
| Totals | | 0 | 56:38 | 4-9 | .444 | 0-0 | .000 | 0-4 | .000 | 4 | 9 | 13 | 2.6 | 12 | 1 | 6 | 0 | 4 | 8 | 1.6 |

Player Averages

| Games Played | Minutes/game | Points/game | FG Pct | 3FG Pct | FT Pct | Rebounds/game | Assists/game | Turnovers/game | Assist/Turnover ratio | Steals/game | Blocks/game |
|--------------|--------------|-------------|--------|---------|--------|---------------|--------------|----------------|-----------------------|-------------|-------------|
| 5 | 11.3 | 1.6 | 44.4 | 0.0 | 0.0 | 2.6 | 0.2 | 1.2 | 0.2 | 0.8 | 0.0 |



2024-25 Eastern Ill. Men's Basketball
Individual Game-by-Game
All games

#23 RUFINO BOLIS, Rodolfo

| Opponent | Date | GS | MIN | Total | | 3-Pointers | | Free throws | | Rebounds | | | | PF | A | TO | BLK | STL | PTS | AVG |
|-----------------|------------|----|----------------|-------------|-------------|------------|-------------|-------------|-------------|----------|-----------|-----------|------------|-----------|----------|----------|----------|----------|-----------|------------|
| | | | | FG-FGA | PCT | 3FG-3FGA | PCT | FT-FTA | PCT | OFF | DEF | TOT | AVG | | | | | | | |
| at Illinois | 11/04/2024 | * | 17:07 | 2-4 | .500 | 0-0 | .000 | 0-2 | .000 | 1 | 4 | 5 | 5.0 | 5 | 1 | 2 | 0 | 0 | 4 | 4.0 |
| Earlham | 11/06/2024 | * | 10:39 | 0-1 | .000 | 0-0 | .000 | 0-1 | .000 | 3 | 3 | 6 | 5.5 | 2 | 1 | 3 | 0 | 0 | 0 | 2.0 |
| at Indiana | 11/10/2024 | * | 16:54 | 0-2 | .000 | 0-0 | .000 | 0-0 | .000 | 0 | 1 | 1 | 4.0 | 3 | 0 | 1 | 0 | 1 | 0 | 1.3 |
| at Northwestern | 11/15/2024 | * | 29:56 | 4-8 | .500 | 0-0 | .000 | 0-1 | .000 | 2 | 2 | 4 | 4.0 | 4 | 3 | 2 | 0 | 1 | 8 | 3.0 |
| at DePaul | 11/19/2024 | * | 14:11 | 0-2 | .000 | 0-0 | .000 | 0-0 | .000 | 0 | 1 | 1 | 3.4 | 1 | 2 | 1 | 0 | 1 | 0 | 2.4 |
| Totals | | | 5 88:47 | 6-17 | .353 | 0-0 | .000 | 0-4 | .000 | 6 | 11 | 17 | 3.4 | 15 | 7 | 9 | 0 | 3 | 12 | 2.4 |

Player Averages

| Games Played | Minutes/ game | Points/ game | FG Pct | 3FG Pct | FT Pct | Rebounds/ game | Assists/ game | Turnovers/ game | Assist/Turnover ratio | Steals/ game | Blocks/ game |
|--------------|---------------|--------------|--------|---------|--------|----------------|---------------|-----------------|-----------------------|--------------|--------------|
| 5 | 17.8 | 2.4 | 35.3 | 0.0 | 0.0 | 3.4 | 1.4 | 1.8 | 0.8 | 0.6 | 0.0 |



2024-25 Eastern Ill. Men's Basketball
Individual Game-by-Game
All games

#24 MCMORRIS, Terry

| Opponent | Date | GS | MIN | Total | | 3-Pointers | | Free throws | | Rebounds | | | | PF | A | TO | BLK | STL | PTS | AVG |
|---------------|------------|----------|--------------|------------|-------------|------------|-------------|-------------|-------------|----------|----------|----------|------------|----------|----------|----------|----------|----------|----------|------------|
| | | | | FG-FGA | PCT | 3FG-3FGA | PCT | FT-FTA | PCT | OFF | DEF | TOT | AVG | | | | | | | |
| at Illinois | 11/04/2024 | | 03:32 | 0-0 | .000 | 0-0 | .000 | 0-0 | .000 | 0 | 0 | 0 | 0.0 | 0 | 0 | 0 | 0 | 0 | 0 | 0.0 |
| Earlham | 11/06/2024 | | 04:10 | 0-0 | .000 | 0-0 | .000 | 0-0 | .000 | 0 | 0 | 0 | 0.0 | 0 | 0 | 1 | 0 | 0 | 0 | 0.0 |
| at Indiana | 11/10/2024 | | 01:25 | 0-0 | .000 | 0-0 | .000 | 1-2 | .500 | 0 | 0 | 0 | 0.0 | 0 | 0 | 0 | 0 | 0 | 1 | 0.3 |
| Totals | | 0 | 09:07 | 0-0 | .000 | 0-0 | .000 | 1-2 | .500 | 0 | 0 | 0 | 0.0 | 0 | 0 | 1 | 0 | 0 | 1 | 0.3 |

Player Averages

| Games Played | Minutes/game | Points/game | FG Pct | 3FG Pct | FT Pct | Rebounds/game | Assists/game | Turnovers/game | Assist/Turnover ratio | Steals/game | Blocks/game |
|--------------|--------------|-------------|--------|---------|--------|---------------|--------------|----------------|-----------------------|-------------|-------------|
| 3 | 3.0 | 0.3 | 0.0 | 0.0 | 50.0 | 0.0 | 0.0 | 0.3 | 0.0 | 0.0 | 0.0 |



2024-25 Eastern Ill. Men's Basketball
Individual Game-by-Game
All games

#40 JACOBI, Kooper

| Opponent | Date | GS | MIN | Total | | 3-Pointers | | Free throws | | Rebounds | | | | PF | A | TO | BLK | STL | PTS | AVG |
|-----------------|------------|----------|---------------|--------------|-------------|-------------|-------------|--------------|-------------|-----------|-----------|-----------|------------|-----------|----------|----------|----------|----------|-----------|-------------|
| | | | | FG-FGA | PCT | 3FG-3FGA | PCT | FT-FTA | PCT | OFF | DEF | TOT | AVG | | | | | | | |
| at Illinois | 11/04/2024 | * | 36:55 | 2-8 | .250 | 1-3 | .333 | 2-3 | .667 | 0 | 7 | 7 | 7.0 | 2 | 0 | 0 | 0 | 1 | 7 | 7.0 |
| Earlham | 11/06/2024 | * | 28:33 | 5-12 | .417 | 2-4 | .500 | 4-4 | 1.000 | 5 | 6 | 11 | 9.0 | 1 | 1 | 1 | 1 | 3 | 16 | 11.5 |
| at Indiana | 11/10/2024 | * | 31:34 | 4-8 | .500 | 0-2 | .000 | 0-1 | .000 | 3 | 3 | 6 | 8.0 | 2 | 2 | 0 | 0 | 0 | 8 | 10.3 |
| at Northwestern | 11/15/2024 | * | 41:29 | 6-12 | .500 | 0-1 | .000 | 2-2 | 1.000 | 5 | 4 | 9 | 8.3 | 2 | 6 | 0 | 1 | 1 | 14 | 11.3 |
| at DePaul | 11/19/2024 | * | 30:32 | 9-16 | .563 | 2-5 | .400 | 2-2 | 1.000 | 3 | 5 | 8 | 8.2 | 3 | 0 | 1 | 0 | 1 | 22 | 13.4 |
| Totals | | 5 | 169:03 | 26-56 | .464 | 5-15 | .333 | 10-12 | .833 | 16 | 25 | 41 | 8.2 | 10 | 9 | 2 | 2 | 6 | 67 | 13.4 |

Player Averages

| Games Played | Minutes/game | Points/game | FG Pct | 3FG Pct | FT Pct | Rebounds/game | Assists/game | Turnovers/game | Assist/Turnover ratio | Steals/game | Blocks/game |
|--------------|--------------|-------------|--------|---------|--------|---------------|--------------|----------------|-----------------------|-------------|-------------|
| 5 | 33.8 | 13.4 | 46.4 | 33.3 | 83.3 | 8.2 | 1.8 | 0.4 | 4.5 | 1.2 | 0.4 |