

EASTERN ILLINOIS

2023-24 Men's Basketball @EIU_Panthers @eiubasketball



EASTERN ILLINOIS

EASTERN ILLINOIS (1-2) at Illinois State (1-1)



Wednesday, Nov. 15 • 7 pm

Normal, Ill. • Redbird Arena

RADIO: Hit Mix 88.9 WEIU

TV: ESPN+ & Marquee

LIVE STATS: www.eiupanthers.com

SERIES RECORD: ILST leads 70-46

LAST MEETING: ILST 54, @EIU 49 on Nov. 10, 2022



GAME 3

Eastern Illinois remains in-state for its fourth straight game as the Panthers will travel to Illinois State on Wednesday night. EIU has played three of its four games on the road to open the year with contests at Illinois and Loyola-Chicago sandwiched around its home opener. EIU is 1-2 on the season. The Panthers remain on the road this upcoming weekend playing at the Miami (Ohio) MTE. Illinois State is 1-1 on the year following a home win and road loss at Saint Louis.

BOOKER SCORES AND STEALS FOR THE PANTHERS

Transfer guard Jordan "Tiger" Booker was in double figures for the second straight game on Saturday with 12 points in the road loss at Loyola-Chicago. Booker just missed double figures in the season opener at No. 25 Illinois before scoring ten points in the home win over Monmouth. He is second on the team in scoring at 10.3 points per game. Booker has also paced the Panthers defense with an OVC leading nine steals this year which currently ranks seventh in the NCAA. He has four steals in each of the last two games.

HAMLIN SCORES 11 IN THE WINDY CITY

Fifth year forward Jermaine Hamlin was one of two EIU players in double figures on Saturday at Loyola-Chicago scoring 11 points. Hamlin was 4-of-5 from the floor while going 3-of-4 from the foul line. He is shooting 58.3 percent for the season from the field. It was the eighth career double figure scoring game for Hamlin and his first since December 2021 when he scored 14 points against Western Illinois. Hamlin added six rebounds and has ten of his 15 rebounds this year on the offensive glass.

UP NEXT

Saturday, November 18 vs. Coppin State - 2:30 pm (at Miami Redhawk MTE)

EASTERN ILLINOIS PROJECTED STARTERS *

P	#	Name	Ht	Wt	Yr	Hometown	Pts	Reb	Ast
G	3	Naykel Shelton	6-3	180	Jr	Chicago, Ill.	5.3	3.3	1.3
G	11	Tiger Booker	5-10	190	Sr	Chicago, Ill.	10.3	2.7	2.3
F	5	Sincere Malone	6-8	210	So	Chicago, Ill.	7.0	3.7	1.3
F	34	Jermaine Hamlin	6-10	235	5th	Lincoln, Ill.	5.7	5.0	0.7
F	40	Kooper Jacobi	6-7	200	R-So	Sellersburg, Ind.	11.7	9.0	0.3

EASTERN ILLINOIS RESERVES

G	1	Corey Sawyer Jr	6-4	160	Jr	Orlando, Fla.	6.7	2.3	1.3
G	4	Isaiah Griffin	6-0	160	Fr	Orange, NJ	5.7	2.3	2.0
G/F	10	Kyndall Davis	6-5	200	Jr	Chicago, Ill.	4.3	1.0	1.0
G	12	Carson Prost	6-3	165	Jr	Mount Vernon, Ill.	--	--	--
F	17	Lazar Grbovic	6-8	240	R-So	Belgrade, Serbia	1.3	2.3	0.3
G	20	Caleb Donaldson	6-5	195	5th	Rockton, Ill.	--	--	--
F	22	Luke Light	6-8	205	So	Surprise, Ariz.	1.0	0.5	0
F	23	Rodolfo Bolis	6-8	240	Jr	Espirito Santo, Brazil	1.0	2.0	0
G	24	Jaylin Gibson	6-4	205	Jr	Evanston, Ill.	3.0	1.0	0.7
G	25	Dan Luers	6-5	210	Jr	Lebanon, Ohio	6.7	0.7	0.7

N 6	at #25 Illinois	L 52-80
N 8	MONMOUTH (ILL.)	W 91-45
N 11	at Loyola-Chicago	L 65-89
N 15	at Illinois State	7 pm
N 18	vs. Coppin State (at Miami OH)	2:30 pm
N 19	at Miami (Ohio)	12 pm
N 25	EUREKA COLLEGE	2 pm
N 28	at #1 Kansas	7 pm
D 2	UHSP (St. Louis)	2 pm
D 7	IUPUI	7 pm
D 10	CENTRAL ARKANSAS	2 pm
D 17	BLACKBURN COLLEGE	2 pm
D 21	at Iowa State	7 pm
D 29	• at SIUE	7:30 pm
J 4	• at UT Martin	8 pm
J 6	• at Little Rock	3 pm
J 11	• MOREHEAD STATE	7:30 pm
J 13	• WESTERN ILLINOIS	3:30 pm
J 20	• at Lindenwood	3:30 pm
J 25	• TENNESSEE TECH	7:30 pm
J 27	• TENNESSEE STATE	3:30 pm
F 1	• UT MARTIN	7:30 pm
F 3	• LITTLE ROCK	3:30 pm
F 8	• at Southern Indiana	7:30 pm
F 10	• at Morehead State	2 pm
F 15	• SOUTHEAST MISSOURI	7:30 pm
F 17	• LINDENWOOD	3:30 pm
F 22	• at Tennessee State	7:30 pm
F 24	• at Tennessee Tech	3 pm
F 27	• SIUE	7:30 pm
F 29	• at Western Illinois	7:30 pm
M 6-9	at OVC Tournament (Evansville, Ind.)	TBA

• Ohio Valley Conference Games

All home games and road OVC games on ESPN+



2023-24 OVC BASKETBALL STANDINGS

SCHOOL	OVC	OVERALL
Eastern Illinois	0-0	1-2
Lindenwood	0-0	0-2
Little Rock	0-0	1-1
Morehead State	0-0	1-2
SIUE	0-0	1-1
Southeast Missouri	0-0	0-2
Southern Indiana	0-0	0-3
Tennessee State	0-0	2-0
Tennessee Tech	0-0	0-2
UT Martin	0-0	1-1
Western Illinois	0-0	1-2

As of Nov. 12, 2023

INSIDE THE NUMBERS



EIU Points Per Game	69.3	ILST Points Per Game.....	73.0
Opponents Points Per Game.....	71.3	Opponents Points Per Game.....	68.0
Scoring Margin	- 2.0	Scoring Margin	+ 5.0
Field Goal Percentage.....	.378	Field Goal Percentage.....	.429
3-Point Field Goal Percentage373	3-Point Field Goal Percentage345
Free Throw Percentage.....	.660	Free Throw Percentage.....	.585
Rebounds	41.0	Rebounds	41.0
Rebound Margin.....	+ 5.3	Rebound Margin.....	+ 7.5
Assists Per Game.....	12.0	Assists Per Game.....	14.0
Turnovers Per Game	9.3	Turnovers Per Game	15.0
Steals Per Game	7.7	Steals Per Game	5.0
Blocks Per Game.....	1.7	Blocks Per Game.....	3.0
Field Goal Percentage Defense491	Field Goal Percentage Defense393

EASTERN ILLINOIS HEAD COACH MARTY SIMMONS

Marty Simmons was hired as the 15th head coach in Eastern Illinois men's basketball history and only fourth for the Panthers at the NCAA Division I level when he was hired on March 31, 2021. A former Illinois Mr. Basketball standout that played many games for Lawrenceville High School at Eastern Illinois Lantz Arena, Simmons is in his fourth head coaching stop of his career. He holds a 298-297 career record including 184 wins as the head coach at his alma mater, Evansville. He led the Purple Aces to five post-season appearances including winning the 2015 CIT Championship. Simmons has additional head coaching stops for one season at Wartburg College in Iowa and SIUE when the now OVC member was an NCAA Division II program. He worked on the coaching staff at Clemson as the Tigers made the 2021 NCAA Tournament. Simmons has a record of 15-50 (8-28 OVC) at EIU in his third season.

LAST TIME OUT

Loyola-Chicago shot 66 percent in the opening half and finished the game at 59 percent from the floor as the Ramblers beat Eastern Illinois 89-65. EIU had double figure scoring efforts from Tiger Booker with 12 points and Jermaine Hamlin with 11. The Panthers did win the battle on the glass finishing with a 37-33 margin including pulling down 17 offensive rebounds leading to 14 second chance points.

SCOUTING ILLINOIS STATE

Ryan Pedon is in his second season as the head coach at Illinois State. The Redbirds are 1-1 this year following a home win over Lourdes and a road loss at Saint Louis. Four Illinois State players currently average in double figures with Malachi Poindexter the leader at 17.5 points per game. Brandon Lieb is the top rebounder pulling down 9.5 boards per contest.

SERIES INFORMATION

Eastern Illinois and Illinois State will be meeting for the 117th time on Wednesday night with the Redbirds holding a 70-46 all-time series lead. The two schools once played as conference rivals but prior to last season's 54-49 Illinois State win in Charleston had not met since 1998 and ISU had not played a game at Lantz Arena since the 1981-82 season. The Redbirds have won seven straight in the series. EIU's last win in the series was Dec. 4, 1971 with a 77-73 win at the Central Michigan Tournament. EIU's last win in Normal was Jan. 31, 1970.

QUICK FACTS

EIU BASKETBALL CONTACT INFO / QUICK FACTS

Contact:..... Rich Moser
 Email:..... rlmoser@eiu.edu
 Phone:..... (217) 581-7480
 Cell Phone:..... (217) 508-8317
 Website:..... www.EIUPanthers.com
 Location Charleston, Ill.
 Enrollment8,804
 Nickname Panthers
 Colors Blue, Gray & White
 President Dr. Jay Gattrell
 Athletic Director..... Tom Michael
 Basketball Arena Lantz Arena
 Basketball Radio Station Hit Mix 88.9 WEIU
 Announcers.....Mike Bradd



TWITTER
 @EIU_Panthers
 @eiubasketball



FACEBOOK
 EIUPanthers



INSTAGRAM
 eiupanthernation
 eiu_mbb

Career Double-Doubles

LAST IS LISTED

RODOLFO BOLIS (1)

13 pts, 11 reb vs. UT Martin (Feb. 12, 2022)

KOOPER JACOBI (1)

10 pts, 11 reb at Illinois (Nov. 6, 2023)

SINCERE MALONE (1)

12 pts, 10 reb vs. Tennessee Tech (Feb. 25, 2023)

NAKYEL SHELTON (7) AT CARDINAL STRITCH

19 pts, 15 reb vs. Roosevelt (Feb. 12, 2022)

Career Double Figure Scoring

Caleb Donaldson (53 at St. Cloud).....	65
Nakyel Shelton (23 at Cardinal Stritch)	23
Tiger Booker (7 at Tarleton / 12 Lemoyne-Owen)	21 (2)
Kyndall Davis (13 at LIU).....	13
Dan Luers.....	12 (1)
Jermaine Hamlin.....	8
Sincere Malone.....	7 (1)
Rodolfo Bolis	5
Jaylin Gibson (4 at Mt. St. Mary's).....	4
Kooper Jacobi.....	2 (2)
Lazar Grbovic (1 at Ark. State).....	1

(during 2023-24 season)

Career Double Figure Rebounds

Nakyel Shelton (7 at Cardinal Stritch)	7
Rodolfo Bolis.....	1
Sincere Malone.....	1
Kooper Jacobi.....	1 (1)

Career Double Figure Assists

2023-24 Eastern Illinois Panther Basketball

#	PLAYER	POS	HT	WT	YR	HOMETOWN (HIGH SCHOOL/LAST)	PLAYER NOTES
1	Corey Sawyer Jr.	G	6-4	160	Jr	Orlando, Fla. (Cloud County CC)	Ranked second in JUCO last season in FT per game (8.8)
3	Nakyl Shelton	G	6-3	180	Jr	Chicago, Ill. (South Suburban CC)	Ranked fifth in JUCO last season in scoring at 23.6 ppg
4	Isaiah Griffin	G	6-0	160	Fr	Orange NJ (Sunrise Christian Academy)	Avg. 17.3 ppg during National Prep Championships
5	Sincere Malone	F	6-8	210	So	Chicago, Ill. (We Are United Prep)	Had 62 steals last season (3rd on EIU single season list)
10	Kyndall Davis	G/F	6-5	200	Jr	Chicago, Ill. (Panola College)	Avg. 6.9 ppg in two seasons at Long Island Univ.
11	Tiger Booker	G	5-10	190	Sr	Chicago, Ill. (Tarleton State Univ.)	Leads OVC in steals with nine (ranks 7th in NCAA)
12	Carson Prost	G	6-3	165	Jr	Mount Vernon, Ill. (Rend Lake College)	Avg. 12.4 ppg with 17 double figure games at Rend Lake
17	Lazar Grbovic	F	6-8	240	R-So	Belgrade, Serbia (Moberly Area CC)	Member of Serbian U19 team that played at FIBA Champ.
20	Caleb Donaldson	G	6-5	195	5th	Rockton, Ill. (St. Cloud State Univ.)	Season high eight assists vs. UTM (ten games with 5 ast)
22	Luke Light	F	6-8	205	So	Surprise, Ariz. (Paradise Honors HS)	Scored two points in home win over Monmouth
23	Rodolfo Bolis	F	6-8	240	Jr	Espirito Santo, Brazil (NBA Academy Latin America)	Scored four points off bench at Tennessee Tech
24	Jaylin Gibson	G	6-4	205	Jr	Evanston, Ill. (Mount St. Mary's Univ.)	Played in 68 games in two years at Mount St. Mary's
25	Dan Luers	G	6-5	210	Jr	Lebanon, Ohio (Defiance College)	Scored 13 points in home win over Monmouth
34	Jermaine Hamlin	F	6-10	235	5th	Lincoln, Ill. (Univ. of Illinois)	Scored 11 points at Loyola-Chicago
40	Kooper Jacobi	F	6-7	200	R-So	Sellersburg, Ind. (Univ. of Toledo)	Double-double at Illinois (10 pts, 11 reb)

Head Coach: Marty Simmons (Evansville, 1987 - 3rd year)

Assistant Coach: Marlon London (DePaul - 1st year)

Assistant Coach: Rich McBride (Illinois - 1st year)

Assistant Coach: Kylen Butler (Indianapolis - 1st year)

Assistant Coach: Bob Lockart (Millikin - 2nd year)

Assistant Coach: Jalen Hutton (Culver-Stockton - 1st year)

Athletic Trainer: Jeffrey Freiberg (1st year)

Nuh-KYLE Shelton

Luh-ZAR GURB-uh-vitch

Roh-DOLF-oh Boh-LEASE

Carson PRO (do not pronounce the "st" at the end)

Cooper Juh-KOH-bee

Panthers Record When...

Numbers from 2023-24 season

Leading at the half..... 1-0

Trailing at the half..... 0-2

Tied at the half..... 0-0

EIU leads in rebounds..... 1-1

Opponent leads in rebounds..... 0-1

Rebounds are equal..... 0-0

EIU has more turnovers..... 0-0

Opponent has more turnovers..... 1-1

Turnovers are equal..... 0-1

EIU shoots 50% or better..... 0-0

EIU shoots below 40%..... 0-2

Opponent shoots 50% or better..... 0-2

Opponent shoots below 40%..... 1-0

EIU has 65 or fewer points..... 0-2

EIU has 80 or more points..... 1-0

Opponent scores 65 or fewer..... 1-0

Opponent score 80 or more..... 0-2

Games decided by 1-5 points..... 0-0

Games decided by 6-10 points..... 0-0

Games decided by 11-15 points..... 0-0

Games decided by 16 points or more..... 1-2

Overtime Games..... 0-0

• Eastern Illinois finished with an advantage on the glass for the second straight game as the Panthers held a 37-33 rebound margin at Loyola-Chicago. EIU was especially aggressive on the offensive glass pulling down 17 offensive rebounds. It marked the third straight game EIU has had double figure offensive rebounds with 14 in the opener at Illinois and 19 in the home win over Monmouth. EIU has converted those offensive rebounds into 47 second chance points to average 15.7 points per game off of offensive boards.

• Kooper Jacobi continues to be the Panthers early season leader in rebounds as the transfer forward from Toledo is third in the OVC with 9.0 rebounds per game and 16th in the NCAA. Jacobi opened his EIU career with a double-double collecting 11 rebounds to go along with ten points. He just missed a double-double against Monmouth with 16 points and nine rebounds. Against Loyola on Saturday he had seven rebounds to go with nine points. Jacobi is EIU's leading scorer this season at 11.7 points per game which ranks 14th in the OVC.

• Guard Corey Sawyer Jr., has had a solid stroke off the bench from long range as the junior college transfer has made two 3-pointers in each of the Panthers opening three games to lead the team with six made 3's. Sawyer has only missed once this season as he is currently shooting 85.7 percent from 3-point land compared to 42.9 percent (6-of-14) in total field goals. Last season in junior college Sawyer ranked second in the junior college ranks in free throws made per game at 8.8. He is 2-of-2 on free throws this season at EIU.

• Freshman guard Isaiah Griffin continues to make the most of his minutes on the floor after scoring a season high seven points on Saturday in 12 minutes of playing time at Loyola. Griffin scored five points in each of the Panthers opening two games to average 5.7 points per game early in the year. In the home win over Monmouth, Griffin added four assists and four steals.

• Jaylin Gibson was 2-of-2 at the foul line coming off the bench to score four points on Saturday at Loyola. The transfer from Mount St. Mary's added two steals during 11 minutes of action. As a team EIU shot 73 percent from the foul line at Loyola which is above the Panthers season average of 66 percent. Tiger Booker is the leading free throw shooter on the team connecting at 91 percent in the early portion of the season.




• Eastern Illinois has done a good job of taking care of the basketball in the early portion of the season as the Panthers committed just ten turnovers in Saturday's game at Loyola-Chicago. EIU had opened the season with only eight turnovers at No. 25 Illinois and then committed just ten in the home win over Monmouth. Last season EIU averaged 13.5 turnovers per game with six total games with ten or fewer turnovers committed.

• Last season Eastern Illinois featured a much bigger line-up as the Panthers had several shot blockers on the roster and averaged 3.4 blocks per game to rank fourth in the OVC with a total of 105 blocked shots. This season EIU has recorded just five blocked shots on the year with transfer guard/forward Kyndall Davis the team leader with two blocks. Davis now has 36 career blocks at the Division I level including two seasons at Long Island University. The Panthers top returning shot blocker is Jermaine Hamlin with one block this season and 44 career blocks.





2023-24 BENCH SCORING

Game	EIU	Opp.
Nov. 6 at Illinois	20	47
Nov. 8 vs. Monmouth.....	43	18
Nov. 11 at Loyola-Chicago.....	27	33
Total (Minus 8 ... - 2.6)	90 (30.0)	98 (32.7)



2023-24 POINTS IN THE PAINT

Game	EIU	Opp.
Nov. 6 at Illinois	22	36
Nov. 8 vs. Monmouth.....	34	18
Nov. 11 at Loyola-Chicago.....	30	38
Totals (Minus 6 ... -2.0)	86 (28.7)	92 (30.7)



This Last Time It Happened...

An EIU player scored 40 points or more...

Josh Gomes (40) vs. UT Martin (Feb. 7, 2004)

An EIU player scored 30 points or more...

Josiah Wallace (32) at Tennessee State (Jan. 2, 2020)

An EIU player had 20 rebounds or more...

Michael Slaughter (20) at Central Connecticut (Jan. 14, 1995)

An EIU player had 15 rebounds or more...

George Dixon (15) at Eastern Kentucky (Dec. 30, 2020)

An EIU player had 15 assists or more...

Chad Peckinpaugh (18) vs. Southeast Missouri (Feb. 22, 1997)

An EIU player had 10 assists or more...

Kejuan Clements (10) vs. UT Martin (Feb. 12, 2022)

An EIU player had 5 steals or more...

Yaakema Rose (6) vs. Southeast Missouri (Jan. 28, 2023)

An EIU player had 5 blocks or more...

Nick Ellington (5) vs. Little Rock (Jan. 14, 2023)

An EIU player made 5 or more 3-pointers...

Cameron Haffner (5-of-8) at Little Rock (Feb. 18, 2023)

An EIU players made 10 or more free throws...

Kinyon Hodges (10-of-11) at UT Martin (Jan. 21, 2023)

An EIU player had a double-double...

Kooper Jacobi (10 pts, 11 reb) at Illinois (Nov. 6, 2023)

EIU had two players post a double-double in same game...

February 12, 2022 vs. UT Martin ... (W, 82-70)

Kejuan Clements (15 pts / 10 ast)

Rodolfo Bolis (13 pts / 11 reb)

EIU had two players score 20 or more points in a game...

February 24, 2021 vs Southeast Missouri (L, 88-94)

Mack Smith (22) and Jordan Skipper-Brown (20)

EIU had five players score in double figures...

December 31, 2022 vs. Southern Indiana... (Won 91-80 / 5 DF)

EIU made 10 or more 3-pointers in a game...

February 2, 2023 at Lindenwood... (10-of-19 for 52.6 percent)

EIU had 20 or more assists in a game...

November 8, 2023 vs. Monmouth... (20)

EIU had 10 or more blocked shots in a game...

December 12, 2020 vs. Western Illinois... (10)

EIU had 10 or more steals in a game...

November 8, 2023 vs. Monmouth... (13)

EIU shot over 50 percent from the floor in a game...

February 22, 2023 vs. Morehead State ... (26-of-49 for 53.1 percent)

EIU shot over 60 percent from the floor in a game...

December 31, 2022 vs. Southern Indiana ... (33-for-55 for 60.0 percent)

EIU scored 100 points in a game...

November 21, 2022 vs. St. Mary of the Woods... (W, 102-40)

EIU won an overtime game...

December 5, 2020 at Green Bay (W, 93-91 in 2 OT)

2023-24 POINTS OFF TURNOVERS

Game	EIU	Opp.
Nov. 6 at Illinois	7	8
Nov. 8 vs. Monmouth.....	24	8
Nov.11 at Loyola-Chicago.....	12	14
Total (Plus 13 ... +4.3).....	43 (14.3)	30 (10.0)

EIU OVC STATISTICAL TOP TEN RANKINGS

REBOUNDING

3rd - Kooper Jacobi9.0 rpg (27)

STEALS

1st - Tiger Booker 3.0 spg (9)
 6th - Isaiah Griffin 2.0 spg (6)

FIELD GOAL PERCENTAGE

7th - Kooper Jacobi41.7 pct

FREE THROW PERCENTAGE

6th - Tiger Booker.....90.0 pct

MINUTES PLAYED

6th - Kooper Jacobi30.3

* some players may not be ranked based on statistic minimums

2023-24 EIU SEASON TOP 5 PERFORMANCES

Points Scored (Individual)

- 116 - Kooper Jacobi vs. Monmouth (Nov. 8, 2023)
- 213 - Dan Luers vs. Monmouth (Nov. 8, 2023)
- 312 - Tiger Booker at Loyola-Chicago (Nov. 11, 2023)
- 411 - Jermaine Hamlin at Loyola-Chicago (Nov. 11, 2023)
-11 - Sincere Malone vs. Monmouth (Nov. 8, 2023)

Rebounds (Individual)

- 111 - Kooper Jacobi at Illinois (Nov. 6, 2023)
- 29 - Kooper Jacobi vs. Monmouth (Nov. 8, 2023)
- 37 - Kooper Jacobi at Loyola-Chicago (Nov. 11, 2023)
- 46 - Jermaine Hamlin at Loyola-Chicago (Nov. 11, 2023)
-6 - Nakyel Shelton vs. Monmouth (Nov. 8, 2023)
-6 - Lazar Grbovic vs. Monmouth (Nov. 8, 2023)

Assists (Individual)

- 14 - Sincere Malone vs. Monmouth (Nov. 8, 2023)
-4 - Isaiah Griffin vs. Monmouth (Nov. 8, 2023)
-4 - Corey Sawyer Jr vs. Monmouth (Nov. 8, 2023)
- 43 - Tiger Booker at Loyola-Chicago (Nov. 11, 2023)
- 5Three players tied with two assists

Steals (Individual)

- 14 - Tiger Booker at Loyola-Chicago (Nov. 11, 2023)
-4 - Tiger Booker vs. Monmouth (Nov. 8, 2023)
-4 - Isaiah Griffin vs. Monmouth (Nov. 8, 2023)
- 42 - Jaylin Gibson at Loyola-Chicago (Nov. 11, 2023)
-2 - Isaiah Griffin at Illinois (Nov. 6, 2023)

Blocks (Individual)

- 12 - Kyndall Davis vs. Monmouth (Nov. 8, 2023)
- 2Three players tied with one block

3-Pointers Made (Individual)

- 13 - Dan Luers vs. Monmouth (Nov. 8, 2023) (3-of-7)
- 22 - Corey Sawyer Jr. at Loyola-Chicago (Nov. 11, 2023) (2-of-2)
-2 - Isaiah Griffin at Loyola-Chicago (Nov. 11, 2023) (2-of-2)
-2 - Corey Sawyer Jr. vs. Monmouth (Nov. 8, 2023) (2-of-3)
-2 - Corey Sawyer Jr. at Illinois (Nov. 6, 2023) (2-of-2)

Free Throws Made (Individual)

- 14 - Tiger Booker at Loyola-Chicago (Nov. 11, 2023) (4-of-4)
-4 - Tiger Booker at Illinois (Nov. 6, 2023) (4-of-5)
- 33 - Jermaine Hamlin at Loyola-Chicago (Nov. 11, 2023) (3-of-4)
-3 - Kooper Jacobi vs. Monmouth (Nov. 8, 2023) (3-of-4)
-3 - Isaiah Griffin at Illinois (Nov. 6, 2023) (3-of-4)

Points Half (Team)

- 149 vs. Monmouth (Nov. 8, 2023) (1st Half)
- 242 vs. Monmouth (Nov. 8, 2023) (2nd Half)
- 340 at Loyola-Chicago (Nov. 11, 2023) (2nd Half)
- 327 at Illinois (Nov. 6, 2023) (2nd Half)

Shooting Percentage Game (Team)

- 149.3 percent vs. Monmouth (Nov. 8, 2023) (35-of-71)

Shooting Percentage Half (Team)

- 150.0 percent vs. Monmouth (Nov. 8, 2023) (18-of-36)

1	Corey Sawyer Jr. 6-4, 160, Jr., G Orlando, Fla.	G	FG	3FG	FT	Pts	Reb	Ast	Knocked down two 3-pointers in all three games this season Ranked second in JUCO at 8.8 FT made per game All-Kansas Jayhawk CC Conference honors in 2022-23 Avg. 16.5 ppg, 5.3 reb, 2.4 steal and 2.2 apg last season Avg. 11.2 points as a freshman in 2021-22
		3	.429	.857	1.000	6.7	2.3	1.3	
			6-14	6-7	2-2				
3	Nakyl Shelton 6-3, 180, Jr., G Chicago, Ill. <i>Played one season at NAIA Cardinal Stritch (2021-22)</i>	G	FG	3FG	FT	Pts	Reb	Ast	Fifth in nation in scoring in JUCO last year at 23.6 ppg Earned JUCO All-American honors at South Suburban CC Had 27 double figure scoring games with four games of 30+ Played 2021-22 at Cardinal Stritch averaging 16.9 ppg Scored 1,500 points in high school at Carl Schurz HS
		3	.389	.000	.667	5.3	3.3	1.3	
			7-18	0-5	2-3				
4	Isaiah Griffin 6-0, 180, Fr., G Orange, NJ	G	FG	3FG	FT	Pts	Reb	Stl	Five points in collegiate debut at No. 25 Illinois Played one year at Sunrise Christian Academy Avg. 12.1 ppg, 5.1 rpg leading team to 33-4 record Increased scoring to 17.3 ppg during National Prep Championships Played at Patrick School - avg 16.8 ppg as a senior
		3	.455	.600	.500	5.7	2.3	2.0	
			5-11	3-5	4-8				
5	Sincere Malone 6-8, 210, So., F Chicago, Ill.	G	FG	3FG	FT	Pts	Reb	Stl	Had 7th career double figure game (11 pts vs. Monmouth) Led EIU in rebounding, season high ten rebounds vs Tenn Tech Had nine points, seven rebounds in win at Iowa Double-double against Tennessee Tech (12 pts / 10 reb) Lead OVC in steals with 62, (3rd on EIU single season list)
		3	.409	1.000	.667	7.0	3.7	0.3	
			9-22	1-1	2-3				
10	Kyndall Davis 6-5, 200, Jr., G/F Chicago, Ill. <i>Played two seasons at Long Island Univ. (2020-21 & 2021-22)</i>	G	FG	3FG	FT	Pts	Reb	Ast	Played last season at Panola College leading team to 28 wins Avg. 9.1 points, 3.4 rebounds at Panola College Played two seasons at Long Island University Had 13 double figure scoring games at LIU Starter on Chicago Bogan 2019 team that won 30 games
		3	.294	.333	.500	4.3	1.0	1.0	
			5-17	2-6	1-2				
11	Tiger Booker 5-10, 190, Sr., G Chicago, Ill. <i>Played one season at Tarleton State (2022-23) / one season at LeMoyn-Owen (2019-20)</i>	G	FG	3FG	FT	Pts	Reb	Stl	Had 12 points and four steals at Loyola-Chicago Scored 10 points with four steals vs. Monmouth Played last season at Tarleton State, team made CBI Avg. 6.6 ppg, 0.9 reb, 1.1 apg last season Played 2019-20 season at LeMoyn-Owen with 22 starts - 10.4 ppg
		3	.294	.143	.909	10.3	2.7	3.0	
			10-34	1-7	10-11				
12	Carson Prost 6-3, 165, Jr., G Mount Vernon, Ill.	G	FG	3FG	FT	Pts	Reb	Blk	Played two seasons at Rend Lake College Avg 12.4 points, 5.5 reb and 2.2 ast last season Avg 6.0 points during first season at Rend Lake Earned All-South Seven Conference Honors in HS
		0	0	0	0	0	0	0	
			0-0	0-0	0-0				
17	Lazar Grbovic 6-8, 240, R-So., F Belgrade, Serbia <i>Played two seasons at Arkansas State (2020-21 & 2021-22)</i>	G	FG	3FG	FT	Pts	Reb	Ast	Pulled down six rebounds vs. Monmouth (four offensive) Attended Moberly Area CC last season using redshirt year Played two seasons at Arkansas State Avg. 2.5 ppg and 1.5 rpg during two years at Ark State Member of Serbian U19 team that played in FIBA World Cup
		3	.182	.000	0	1.3	2.3	0.3	
			2-11	0-1	0-0				
20	Caleb Donaldson 6-5, 195, 5th., G Rockton, Ill. <i>Played three seasons at St. Cloud State scoring 1,051 points</i>	G	FG	3FG	FT	Pts	Reb	Ast	Ranked 4th in OVC in assist-to-turnover ratio (6 ast, 0 TO at SIUE) Has five or more assists in last five games (9th in OVC in apg) Had 16 points at Iowa (7-of-12 on FG) Scored 15 points vs. Northern Illinois (6-of-9 on FG) Season high 17 points vs. Tennessee State (Feb. 4)
		0	0	0	0	0	0	0	
			0-0	0-0	0-0				
22	Luke Light 6-8, 205, So., F Surprise, Ariz.	G	FG	3FG	FT	Pts	Reb	Ast	Scored two points vs. Monmouth College Played first minutes of season vs. Blackburn (3 pts / 1 reb) Second appearance with one minute at Lindenwood All-Region honors playing at Paradise Honors HS Averaged 11.5 points, 9.2 rebounds per game as a senior HS
		2	1.000	0	0	1.0	0.5	0	
			1-1	0-0	0-0				
23	Rodolfo Bolis 6-8, 240, Jr., F Espirito Santo, Brazil	G	FG	3FG	FT	Pts	Reb	Blk	Scored four points off the bench at Tennessee Tech Nine of 16 rebounds this season on offensive glass Had four steals vs. St. Mary of the Woods (10 for season) Double-double vs. UT Martin (13 pts / 11 reb) (2021-22) Had 58 offensive rebounds, 9th in OVC in 2021-22
		3	.250	0	.167	1.0	2.0	0.3	
			1-4	0-0	1-6				
24	Jaylin Gibson 6-4, 205, Jr., G Evanston, Ill. <i>Played two seasons at Mount St. Mary's (2021-22 & 2022-23)</i>	G	FG	3FG	FT	Pts	Reb	Ast	Played last two seasons at Mount St. Mary's Univ. Avg. 3.4 points with 23 steals in 2022-23 Avg. 3.6 points with 19 steals in 2021-22 Four double figure scoring games at MSM Helped Evanston HS win 61 games in two years as a starter
		3	.333	.000	1.000	3.0	1.0	0.7	
			3-9	0-2	3-3				
25	Dan Luers 6-5, 210, Jr., G Lebanon, Ohio <i>Played one season at Defiance College (2020-21)</i>	G	FG	3FG	FT	Pts	Reb	Ast	Scored 13 points off bench vs. Monmouth (10 in 1st half) Pulled down season high six rebounds at Tennessee State Had 20 points vs. Southern Indiana (8-of-14 FG), 6 reb Scored 10 points at Iowa with three assists (2-of-2 on 3-pt) EIU high 21 points at SIUE (6-of-6 on FG) (2021-22)
		3	.400	.364	0	6.7	0.7	0.7	
			8-20	4-11	0-0				
34	Jermaine Hamlin 6-10, 235, 5th., F Lincoln, Ill. <i>Played two seasons at Illinois (2019-20 & 2020-21)</i>	G	FG	3FG	FT	Pts	Reb	Blk	Scored season high 11 points at Loyola-Chicago (4-of-5 FG) Has 10 of 15 rebounds on offensive glass this season Had three blocked shots off bench at Little Rock (2022-23) Had nine points, seven rebounds at Iowa (2022-23) Has 41 career blocked shots at EIU (high of 5 at Northwestern)
		3	.583	0	.750	5.7	5.0	0.3	
			7-12	0-0	3-4				
40	Kooper Jacobi 6-7, 200, R-So., F Sellersburg, Ind. <i>Played two seasons at Toledo (2021-22 & 2022-23)</i>	G	FG	3FG	FT	Pts	Reb	Ast	Just missed double-double vs. Monmouth (16 pts / 9 reb) Double-double at Illinois (10 pts / 11 reb) Played two seasons at Univ. of Toledo Redshirted 2022-23 season as team won MAC Championship Led Silver Creek HS to two Indiana Class 3A State titles
		3	.417	.333	.600	11.7	9.0	0.3	
			15-36	2-6	3-5				

EASTERN ILLINOIS PANTHER HIGHS (SEASON AND CAREER HIGH POINTS/REBOUNDS/ASSISTS)

* INDICATES HAS HAPPENED MORE THAN ONE TIME & LAST TIME OCCURED IS LISTED (# OF TIMES IN PARENTHESIS)

	SEASON HIGH	CAREER HIGH
1 COREY SAWYER JR	P - 8 vs. Monmouth (11-8-23) R - 3 vs. Monmouth (11-8-23) A - 4 vs. Monmouth (11-8-23)	P - Same R - Same A - Same
3 NAKYEL SHELTON	P - 9 vs. Monmouth (11-8-23) R - 6 vs. Monmouth (11-8-23) A - 2 vs. Monmouth (11-8-23)	P - 30 at St. Ambrose (1-26-22) (at CSU) R - 17 at Viterbo (11-19-21) (at CSU) A - 6 at Trinity Christian (1-19-22) * (2) (at CSU)
4 ISAIAH GRIFFIN	P - 7 at Loyola-Chicago (11-11-23) R - 4 at Loyola-Chicago (11-11-23) A - 4 vs. Monmouth (11-8-23)	P - Same R - Same A - Same
5 SINCERE MALONE	P - 11 vs. Monmouth (11-8-23) R - 5 vs. Monmouth (11-8-23) A - 4 vs. Monmouth (11-8-23)	P - 14 vs. Morehead State (2-22-23) R - 10 vs. Tennessee Tech (2-25-23) A - 5 at Little Rock (2-18-23)
10 KYNDALL DAVIS	P - 8 vs. Monmouth (11-8-23) R - 2 at Loyola-Chicago (11-11-23) A - 1 at Loyola-Chicago (11-11-23) * (3)	P - 21 vs. Delaware State (11-27-21) (at LIU) R - 9 at Bryant (1-30-22) (at LIU) A - 6 vs. Merrimack (2-24-22) * (2) (at LIU)
11 TIGER BOOKER	P - 12 at Loyola-Chicago (11-11-23) R - 3 at Loyola-Chicago (11-11-23) * (2) A - 3 at Loyola-Chicago (11-11-23)	P - 33 vs. Miles (2-25-20) (at LMO) R - 9 vs. Tuskegee (2-20-20) (at LMO) A - 5 vs. Spring Hill (2-22-20) (at LMO)
12 CARSON PROST	P - R - A -	P - Same R - Same A - Same
17 LAZAR GRBOVIC	P - 4 vs. Monmouth (11-8-23) R - 6 vs. Monmouth (11-8-23) A - 1 at Loyola-Chicago (11-11-23)	P - 17 vs. Crowley's Ridge (12-4-20) (at ASU) R - Same A - 1 at Loyola-Chicago (11-11-23) * (4) (3 at ASU)
20 CALEB DONALDSON	P - R - A -	P - 33 at Mary (1-8-21) (at SCSU) R - 8 vs. Minot State (12/11/21) * (3) (at SCSU) A - 9 vs. Wayne State (Neb) (2/23/22) (at SCSU)
22 LUKE LIGHT	P - 2 vs. Monmouth (11-8-23) R - 1 vs. Monmouth (11-8-23) A -	P - 3 vs. Blackburn College (12-3-22) R - 1 vs. Monmouth (11-8-23) * (2) A - Same
23 RODOLFO BOLIS	P - 3 at Loyola-Chicago (11-11-23) R - 3 at Illinois (11-6-23) A -	P - 14 vs. Rockford (11-18-21) R - 11 vs. UT Martin (2-12-22) A - 5 at SIUE (2-21-22)
24 JAYLIN GIBSON	P - 3 vs. Monmouth (11-8-23) R - 2 vs. Monmouth (11-8-23) A - 1 vs. Monmouth (11-8-23) * (2)	P - 14 vs. Washington College (11-11-21) (at MSM) R - 7 vs. Sacred Heart (1-21-22) (at MSM) A - 3 at Fairfield (2-12-23) * (4) (at MSM)
25 DAN LUERS	P - 13 vs. Monmouth (11-8-23) R - 2 vs. Monmouth (11-8-23) A - 1 vs. Monmouth (11-8-23) * (2)	P - 26 at Franklin (1-23-21) (at Defiance) R - 8 at Franklin (1-23-21) * (2) (at Defiance) A - 5 at Tennessee Tech (2-7-22)
34 JERMAINE HAMLIN	P - 11 at Loyola-Chicago (11-11-23) R - 6 at Loyola-Chicago (11-11-23) A - 1 at Loyola-Chicago (11-11-23) * (2)	P - 14 at Western Illinois (12-18-21) R - 7 at Iowa (12-21-22) * (2) A - 1 at Loyola-Chicago (11-11-23) * (6)
40 KOOPER JACOBI	P - 16 vs. Monmouth (11-8-23) R - 11 at Illinois (11-6-23) A - 1 at Loyola-Chicago (11-11-23)	P - Same R - Same A - 1 at Loyola-Chicago (11-11-23) * (8) (7 at Toledo)

EASTERN ILLINOIS BASKETBALL TV ROSTER



Marty Simmons
Head Coach (3rd year)
Evansville, 1987



Marlon London
Assistant Coach
(1st year)
DePaul



Kylen Butler
Assistant Coach
(1st year)
Indianapolis



Rich McBride
Assistant Coach
(1st year)
Illinois



Bob Lockart
Assistant Coach
(2nd year)
Millikin



Jalen Hutton
Assistant Coach
(1st year)
Culver-Stockton



Jeffrey Freiberg
Athletic Trainer
(1st year)



1 - Corey Sawyer Jr
G / 6-4 / 160 / Jr
Orlando, Fla.
Cloud County CC



3 - Nakyel Shelton
G / 6-3 / 180 / Jr
Chicago, Ill.
South Suburban CC



4 - Isaiah Griffin
G / 6-0 / 160 / Fr
Orange, NJ
Sunrise Christian Academy



5 - Sincere Malone
F / 6-8 / 210 / So
Chicago, Ill.
We Are United Prep



10 - Kyndall Davis
G-F / 6-5 / 200 / Jr
Chicago, Ill.
Panola College



11 - Tiger Booker
G / 5-10 / 190 / Sr
Chicago, Ill.
Tarleton State Univ.



12 - Carson Prost
G / 6-3 / 165 / Jr
Mount Vernon, Ill.
Rend Lake College



17 - Lazar Grbovic
F / 6-8 / 240 / R-So
Belgrade, Serbia
Moberly Area CC



20 - Caleb Donaldson
G / 6-5 / 195 / 5th
Rockton, Ill.
St. Cloud State Univ.



22 - Luke Light
F / 6-8 / 205 / So
Surprise, Ariz.
Paradise Honors HS



23 - Rodolfo Bolis
F / 6-8 / 240 / Jr
Espirito Santo, Brazil
NBA Academy Latin America



24 - Jaylin Gibson
G / 6-4 / 205 / Jr
Evanston, Ill.
Mount St. Mary's Univ.



25 - Dan Luers
G / 6-5 / 210 / Jr
Lebanon, Ohio
Defiance College



34 - Jermaine Hamlin
F / 6-10 / 235 / 5th
Lincoln, Ill.
Univ. of Illinois



40 - Kooper Jacobi
F / 6-7 / 200 / R-So
Sellersburg, Ind.
Univ. of Toledo

EASTERN ILLINOIS MEN'S BASKETBALL STATISTICS



2023-24 Eastern Ill. Men's Basketball Combined Team Statistics All games

Page 1/1
as of Nov 12, 2023

Game Records

Record	Overall	Home	Away	Neutral
ALL GAMES	1-2	1-0	0-2	0-0
CONFERENCE	0-0	0-0	0-0	0-0
NON-CONFERENCE	1-2	1-0	0-2	0-0

Score by Periods

Team	1st	2nd	OT	TOT
Eastern Ill.	99	109	0	208
Opponents	109	105	0	214

Team Box Score

No.	Player	Total			3-Point			F-Throw		Rebounds				Other								
		GP-GS	MIN	AVG	FG-FGA	FG%	3FG-3FGA	3FG%	FT-FTA	FT%	OFF	DEF	TOT	AVG	PF	DQ	A	TO	BLK	STL	PTS	AVG
40	JACOBI, Kooper	3-3	90:03	30.0	15-36	.417	2-6	.333	3-5	.600	9	18	27	9.0	2	0	1	1	0	0	35	11.7
11	BOOKER, Tiger	3-3	79:45	26.6	10-34	.294	1-7	.143	10-11	.909	2	6	8	2.7	1	0	7	4	0	9	31	10.3
5	MALONE, Sincere	3-3	48:55	16.3	9-22	.409	1-1	1.000	2-3	.667	2	9	11	3.7	7	1	4	2	1	1	21	7.0
25	LUERS, Dan	3-1	58:22	19.5	8-20	.400	4-11	.364	0-0	.000	0	2	2	0.7	7	0	2	1	0	0	20	6.7
1	SAWYER JR, Corey	3-0	42:38	14.2	6-14	.429	6-7	.857	2-2	1.000	2	5	7	2.3	4	0	4	2	0	1	20	6.7
34	HAMLIN, Jermaine	3-3	59:25	19.8	7-12	.583	0-0	.000	3-4	.750	10	5	15	5.0	6	0	2	4	1	2	17	5.7
4	GRIFFIN, Isaiah	3-0	33:04	11.0	5-11	.455	3-5	.600	4-8	.500	1	6	7	2.3	2	0	6	2	0	6	17	5.7
3	SHELTON, Nakyel	3-2	61:59	20.7	7-18	.389	0-5	.000	2-3	.667	3	7	10	3.3	5	0	4	4	0	0	16	5.3
10	DAVIS, Kyndall	3-0	37:18	12.4	5-17	.294	2-6	.333	1-2	.500	1	2	3	1.0	4	0	3	1	2	0	13	4.3
24	GIBSON, Jaylin	3-0	35:23	11.8	3-9	.333	0-2	.000	3-3	1.000	0	3	3	1.0	3	0	2	6	0	2	9	3.0
17	GRBOVIC, Lazar	3-0	25:30	8.5	2-11	.182	0-1	.000	0-0	.000	4	3	7	2.3	3	0	1	0	0	1	4	1.3
23	RUFINO BOLIS, Rodolfo	3-0	23:33	7.9	1-4	.250	0-0	.000	1-6	.167	3	3	6	2.0	2	0	0	0	1	1	3	1.0
22	LIGHT, Luke	2-0	04:05	2.0	1-1	1.000	0-0	.000	0-0	.000	1	0	1	0.5	0	0	0	0	0	0	2	1.0
Team											12	4	16				1					
Total		3	600		79-209	.378	19-51	.373	31-47	.660	50	73	123	41.0	46	1	36	28	5	23	208	69.3
Opponents		3	600		79-161	.491	28-80	.350	28-43	.651	16	91	107	35.7	43	0	50	45	19	13	214	71.3

Team Statistics

	EIU	OPP
Scoring	208	214
Points per game	69.3	71.3
Scoring margin	-2.0	-
Field goals-att	79-209	79-161
Field goal pct	.378	.491
3 point fg-att	19-51	28-80
3-point FG pct	.373	.350
3-pt FG made per game	6.3	9.3
Free throws-att	31-47	28-43
Free throw pct	.660	.651
F-Throws made per game	10.3	9.3
Rebounds	123	107
Rebounds per game	41.0	35.7
Rebounding margin	+5.3	-
Assists	36	50
Assists per game	12.0	16.7
Turnovers	28	45
Turnovers per game	9.3	15.0
Turnover margin	+5.7	-
Assist/turnover ratio	1.3	1.1
Steals	23	13
Steals per game	7.7	4.3
Blocks	5	19
Blocks per game	1.7	6.3
Winning streak	0	-
Home win streak	1	-
Attendance	1455	18325
Home games-Avg/Game	1-1455	2-9163
Neutral site-Avg/Game	-	0-0

Team Results

Date	Opponent		Score	Att.
11/06/2023	at Illinois	L	52-80	15014
11/08/2023	Monmouth (IL)	W	91-45	1455
11/11/2023	at Loyola Chicago	L	65-89	3311

EASTERN ILLINOIS MEN'S BASKETBALL TEAM GAME-BY-GAME

Opponent	Date	Score	Total		3-Pointers		Free throws		Rebounds										
			FG-FGA	PCT	3FG-3FGA	PCT	FT-FTA	PCT	OFF	DEF	TOT	AVG	PF	A	TO	BLK	STL	PTS	AVG
at Illinois	11/06/2023	52-80 L	20-69	.290	4-11	.364	8-16	.500	14	26	40	40.0	22	7	8	2	4	52	52.0
Monmouth (IL)	11/08/2023	91-45 W	35-71	.493	9-24	.375	12-16	.750	19	27	46	43.0	13	20	10	2	13	91	71.5
at Loyola Chicago	11/11/2023	65-89 L	24-69	.348	6-16	.375	11-15	.733	17	20	37	41.0	11	9	10	1	6	65	69.3
Total		208	79-209	.378	19-51	.373	31-47	.660	50	73	123	41.0	46	36	28	5	23	208	69.3
Opponents		214	79-161	.491	28-80	.350	28-43	.651	16	91	107	35.7	43	50	45	19	13	214	71.3

Eastern Ill. Averages

Games Played	Points/game	FG Pct	3FG Pct	FT Pct	Rebounds/game	Assists/game	Turnovers/game	Assist/Turnover ratio	Steals/game	Blocks/game
3	69.3	37.8	37.3	66.0	41.0	12.0	9.3	1.3	7.7	1.7

EASTERN ILLINOIS MEN'S BASKETBALL POINTS-REBOUNDS-ASSISTS

Opponent	Date	Score	1	3	4	5	10	11	17	22	23	24	25
			SAWYER JR, SHELTON,NA	GRIFFIN,IS	MALONE,SIN	DAVIS,KYND	BOOKER,TIG	GRBOVIC,LA	LIGHT,LUKE	RUFINO BOL	GIBSON,JAY	LUERS,DAN	
at Illinois	11/06/2023	52-80 L	6-2-0	7-3-1	5-1-1	4-4-0	0-1-1	9-3-2	0-1-0	0-0-0	0-3-0	2-0-1	5-0-1
Monmouth (IL)	11/08/2023	91-45 W	8-3-4	9-6-2	5-2-4	11-5-4	8-0-1	10-2-2	4-6-0	2-1-0	0-1-0	3-2-1	13-2-1
at Loyola Chicago	11/11/2023	65-89 L	6-2-0	0-1-1	7-4-1	6-2-0	5-2-1	12-3-3	0-0-1	DNP	3-2-0	4-1-0	2-0-0

Opponent	Date	Score	34	40
			HAMLIN,JER	JACOBI,KOO
at Illinois	11/06/2023	52-80 L	4-5-0	10-11-0
Monmouth (IL)	11/08/2023	91-45 W	2-4-1	16-9-0
at Loyola Chicago	11/11/2023	65-89 L	11-6-1	9-7-1

EASTERN ILLINOIS MEN'S BASKETBALL GAME LEADERS

Team Results

Date	Opponent	Score	Att.	High Points	High Rebounds
11/06/2023	at Illinois	L 52-80	15014	(10) JACOBI, Kooper	(11) JACOBI, Kooper
11/08/2023	Monmouth (IL)	W 91-45	1455	(16) JACOBI, Kooper	(9) JACOBI, Kooper
11/11/2023	at Loyola Chicago	L 65-89	3311	(12) BOOKER, Tiger	(7) JACOBI, Kooper

Attendance Summary

	Games	Attend	Avg/Game
Home	1	1455	1455
Away	2	18325	9163
Neutral	0	0	0
Total	3	19780	6593

EASTERN ILLINOIS GAME-BY-GAME STARTING LINE-UP

Date	Game	Result	G	G	G/F	F	F	Rec. By Line-Up
Nov. 6	at No. 25 Illinois	L 52-80	Booker	Luers	Jacobi	Malone	Hamlin	0-1 (1)
Nov. 8	Monmouth (Ill.)	W 91-45	Booker	Shelton	Jacobi	Malone	Hamlin	1-0 (2)
Nov. 11	at Loyola-Chicago	L 65-89	Booker	Shelton	Jacobi	Malone	Hamlin	1-1

EASTERN ILLINOIS CAREER DOUBLE-DOUBLES

RODOLFO BOLIS (1)

13 pts, 11 reb vs. UT Martin (Feb. 12, 2022)

KOOPER JACOBI (1)

10 pts, 11 reb at Illinois (Nov. 6, 2023)

SINCERE MALONE (1)

12 pts, 10 reb vs. Tennessee Tech (Feb. 25, 2023)

NAKYEL SHELTON (7)

19 pts, 15 reb vs. Roosevelt (Feb. 12, 2022)

22 pts, 14 reb vs. IU South Bend (Feb. 5, 2022)

30 pts, 13 reb at Saint Ambrose (Jan. 26, 2022)

20 pts, 10 reb at Indiana Northwest (Jan. 22, 2022)

24 pts, 12 reb at Holy Cross (Dec. 18, 2021)

16 pts, 12 reb vs. Marian (Dec. 14, 2021)

13 pts, 17 reb at Viterbo (Nov. 18, 2021)

EASTERN ILLINOIS CAREER STATISTICS



2023-24 Eastern Ill. Men's Basketball Season/Career Statistics All games

Page 1/1
as of Nov 12, 2023

Summary

Player	Season Statistics										Career Statistics									
	GP-GS	MIN/G	FG%	3FG%	FT%	R/G	A/G	STL	BLK	PTS/G	GP-GS	MIN/G	FG%	3FG%	FT%	R/G	A/G	STL	BLK	PTS/G
BOOKER, Tiger	3-3	26.6	.294	.143	.909	2.7	2.3	9	0	10.3	32-4	14.6	.436	.294	.835	1.1	1.2	29	0	7.0
DAVIS, Kyndall	3-0	12.4	.294	.333	.500	1.0	1.0	0	2	4.3	50-20	21.9	.404	.248	.642	3.1	1.8	58	36	6.8
GIBSON, Jaylin	3-0	11.8	.333	.000	1.000	1.0	0.7	2	0	3.0	61-0	12.5	.386	.305	.727	1.9	0.8	44	5	3.5
GRBOVIC, Lazar	3-0	8.5	.182	.000	.000	2.3	0.3	1	0	1.3	25-0	6.2	.453	.400	.563	1.6	0.2	2	1	2.4
GRIFFIN, Isaiah	3-0	11.0	.455	.600	.500	2.3	2.0	6	0	5.7	3-0	11.0	.455	.600	.500	2.3	2.0	6	0	5.7
HAMLIN, Jermaine	3-3	19.8	.583	.000	.750	5.0	0.7	2	1	5.7	67-8	10.0	.509	.000	.556	1.9	0.1	15	44	3.2
JACOBI, Kooper	3-3	30.0	.417	.333	.600	9.0	0.3	0	0	11.7	37-3	11.3	.370	.250	.680	3.0	0.2	4	4	2.9
LIGHT, Luke	2-0	2.0	1.000	.000	.000	0.5	0.0	0	0	1.0	5-0	1.6	1.000	1.000	.000	0.4	0.0	0	0	1.0
LUERS, Dan	3-1	19.5	.400	.364	.000	0.7	0.7	0	0	6.7	62-39	23.5	.418	.424	.786	2.9	1.4	45	3	6.8
MALONE, Sincere	3-3	16.3	.409	1.000	.667	3.7	1.3	1	1	7.0	34-21	22.8	.436	.156	.659	4.8	1.4	63	13	6.7
RUFINO BOLIS, Rodolfo	3-0	7.9	.250	.000	.167	2.0	0.0	1	1	1.0	42-18	18.9	.431	.257	.366	4.0	1.0	46	18	4.8
SAWYER JR, Corey	3-0	14.2	.429	.857	1.000	2.3	1.3	1	0	6.7	3-0	14.2	.429	.857	1.000	2.3	1.3	1	0	6.7
SHELTON, Nakyel	3-2	20.7	.389	.000	.667	3.3	1.3	0	0	5.3	3-2	20.7	.389	.000	.667	3.3	1.3	0	0	5.3

Scoring

Player	Season Statistics								Career Statistics							
	FG-FGA	FG%	3FG-3FGA	3FG%	FT-FTA	FT%	PTS	PTS/G	FG-FGA	FG%	3FG-3FGA	3FG%	FT-FTA	FT%	PTS	PTS/G
BOOKER, Tiger	10-34	.294	1-7	.143	10-11	.909	31	10.3	71-163	.436	5-17	.294	76-91	.835	223	7.0
DAVIS, Kyndall	5-17	.294	2-6	.333	1-2	.500	13	4.3	127-314	.404	32-129	.248	52-81	.642	338	6.8
GIBSON, Jaylin	3-9	.333	0-2	.000	3-3	1.000	9	3.0	71-184	.386	29-95	.305	40-55	.727	211	3.5
GRBOVIC, Lazar	2-11	.182	0-1	.000	0-0	.000	4	1.3	24-53	.453	2-5	.400	9-16	.563	59	2.4
GRIFFIN, Isaiah	5-11	.455	3-5	.600	4-8	.500	17	5.7	5-11	.455	3-5	.600	4-8	.500	17	5.7
HAMLIN, Jermaine	7-12	.583	0-0	.000	3-4	.750	17	5.7	84-165	.509	0-0	.000	45-81	.556	213	3.2
JACOBI, Kooper	15-36	.417	2-6	.333	3-5	.600	35	11.7	44-119	.370	4-16	.250	17-25	.680	109	2.9
LIGHT, Luke	1-1	1.000	0-0	.000	0-0	.000	2	1.0	2-2	1.000	1-1	1.000	0-0	.000	5	1.0
LUERS, Dan	8-20	.400	4-11	.364	0-0	.000	20	6.7	153-366	.418	61-144	.424	55-70	.786	422	6.8
MALONE, Sincere	9-22	.409	1-1	1.000	2-3	.667	21	7.0	85-195	.436	5-32	.156	54-82	.659	229	6.7
RUFINO BOLIS, Rodolfo	1-4	.250	0-0	.000	1-6	.167	3	1.0	81-188	.431	9-35	.257	30-82	.366	201	4.8
SAWYER JR, Corey	6-14	.429	6-7	.857	2-2	1.000	20	6.7	6-14	.429	6-7	.857	2-2	1.000	20	6.7
SHELTON, Nakyel	7-18	.389	0-5	.000	2-3	.667	16	5.3	7-18	.389	0-5	.000	2-3	.667	16	5.3

Totals

Player	Season Statistics									Career Statistics								
	O-REB	D-REB	TOTAL	PF	FO	A	TO	A/TO	O-REB	D-REB	TOTAL	PF	FO	A	TO	A/TO		
BOOKER, Tiger	2	6	8	1	0	7	4	1.8	6	28	34	38	1	39	24	1.6		
DAVIS, Kyndall	1	2	3	4	0	3	1	3.0	61	93	154	95	3	91	65	1.4		
GIBSON, Jaylin	0	3	3	3	0	2	6	0.3	16	100	116	103	2	46	60	0.8		
GRBOVIC, Lazar	4	3	7	3	0	1	0	0.0	21	20	41	23	0	4	7	0.6		
GRIFFIN, Isaiah	1	6	7	2	0	6	2	3.0	1	6	7	2	0	6	2	3.0		
HAMLIN, Jermaine	10	5	15	6	0	2	4	0.5	46	82	128	80	3	6	56	0.1		
JACOBI, Kooper	9	18	27	2	0	1	1	1.0	42	70	112	35	0	8	16	0.5		
LIGHT, Luke	1	0	1	0	0	0	0	0.0	1	1	2	0	0	0	0	0.0		
LUERS, Dan	0	2	2	7	0	2	1	2.0	14	164	178	102	4	84	93	0.9		
MALONE, Sincere	2	9	11	7	1	4	2	2.0	42	120	162	104	3	48	46	1.0		
RUFINO BOLIS, Rodolfo	3	3	6	2	0	0	0	0.0	70	97	167	82	2	44	63	0.7		
SAWYER JR, Corey	2	5	7	4	0	4	2	2.0	2	5	7	4	0	4	2	2.0		
SHELTON, Nakyel	3	7	10	5	0	4	4	1.0	3	7	10	5	0	4	4	1.0		

Game 1 - November 6, 2023 at Champaign, Ill. (State Farm Center)
No. 25 Illinois 80, Eastern Illinois 52

Official Basketball Box Score - Final
Eastern Illinois at Illinois
 11/06/23 State Farm Center, Champaign, Ill.
 2023-24 Men's Basketball
 Game Time: 7:00 PM
 Game Duration: 1:57
 Attendance: 15,014
 Officials: Rob Riley, Tariq Lucas, Shane Staggs

Eastern Illinois - 52		Record: 0-1												
NO. Name	Min	FG M-A	3P M-A	FT M-A	Rebounds OR DR TOT	Fouls PF FD	TP	AS	TO	ST	Blocks BS BA +/-	Shooting By Period		
5 Sincere Malone	F 09:45	2-5	0-0	0-0	1 3 4	5 0 4	0	0	0	0	0 2 2	1st FG%	12-38 31.6%	
40 Kooper Jacobi	F 35:26	5-12	0-1	0-1	4 7 11	1 4 4	10	0	1	0	0 1 28	3PT%	1-3 33.3%	
34 Jermaine Hamlin	C 22:24	2-5	0-0	0-0	2 3 5	4 1 4	0	0	3	1	0 0 11	FT%	0-2 0%	
11 Tiger Booker	G 29:49	2-13	1-2	4-5	1 2 3	0 2 9	2	0	1	0	0 1 -19	2nd FG%	8-31 25.8%	
25 Dan Luers	G 20:42	2-5	1-2	0-0	0 0 0	3 0 3	0	0	1	0	0 0 -16	3PT%	3-8 37.5%	
23 Rodolfo Rufino Bolis	09:00	0-3	0-0	0-4	1 2 3	0 3 0	0	0	0	0	1 0 -14	GM FG%	20-69 29.0%	
3 Nakyl Shelton	21:34	3-8	0-1	1-2	1 2 3	1 1 7	1	1	1	0	0 0 -12	3PT%	4-11 36.4%	
15 Kyndall Davis	12:11	0-5	0-2	0-0	0 1 1	1 0 0	0	1	0	0	0 0 -11	FT%	8-16 50.0%	
24 Jaylin Gibson	11:43	1-5	0-1	0-0	0 0 0	2 0 2	1	0	0	0	0 0 -19	Dead Ball Rebounds: 3, 0		
1 Corey Sawyer Jr	11:19	2-4	2-2	0-0	0 2 2	3 0 3	6	0	2	0	0 1 -7			
17 Lazar Grbovic	08:34	0-3	0-0	0-0	0 1 1	1 0 0	0	0	0	0	0 0 -3			
4 Isaiah Griffin	05:51	1-1	0-0	3-4	0 1 1	1 2 5	1	0	2	0	0 0 0			
22 Luke Light	01:38	0-0	0-0	0-0	0 0 0	0 0 0	0	0	0	0	0 0 -2			
Team					4 2 6	0	0	1						
Totals	20:69	4-11	8-16	14	26	40	22	13	52	7	8	4	2 5 -28	

Illinois - 80		Record: 1-0												
NO. Name	Min	FG M-A	3P M-A	FT M-A	Rebounds OR DR TOT	Fouls PF FD	TP	AS	TO	ST	Blocks BS BA +/-	Shooting By Period		
3 Marcus Domask	F 28:29	2-8	1-6	1-2	0 4 4	0 2 2	6	3	1	0	0 0 26	1st FG%	15-33 45.5%	
14 Quincy Guerrier	F 20:10	2-5	0-3	0-0	0 1 1	0 0 0	4	0	0	0	1 0 13	3PT%	4-17 23.5%	
33 Coleman Hawkins	F 13:58	0-2	0-2	1-2	1 4 5	0 2 1	2	2	2	0	1 0 8	FT%	3-10 30%	
0 Terrence Shannon Jr.	G 26:28	5-10	3-7	3-8	0 5 5	2 7 16	1	0	0	2	0 0 27	2nd FG%	14-25 56.0%	
20 Ty Rodgers	G 16:00	3-6	0-1	0-1	0 2 2	2 3 6	0	0	0	1	1 3 7	3PT%	6-15 40.0%	
10 Luke Goode	18:13	3-5	3-5	0-0	0 6 6	2 0 9	0	1	0	0	0 0 14	FT%	9-13 69.2%	
4 Justin Harmon	13:55	1-3	0-1	0-0	1 2 3	1 0 2	1	0	0	0	0 0 2	GM FG%	29-58 50.0%	
2 Dra Gibbs-Lawhorn	19:52	7-10	2-5	2-3	2 1 3	2 3 18	3	2	1	1	0 0 21	3PT%	10-32 31.3%	
42 Dain Dairn	12:00	4-6	0-0	0-0	2 4 6	2 1 8	0	2	1	1	1 9	FT%	12-23 52.2%	
35 Amari Hansberry	14:02	2-3	1-2	2-3	1 7 8	2 2 7	2	0	0	0	0 0 11	Dead Ball Rebounds: 4, 0		
11 Niccolo Moretti	12:01	0-0	0-0	2-2	1 2 3	0 1 0	2	3	3	0	0 0 5			
5 AJ Redd	03:16	0-0	0-0	1-2	0 0 0	0 1 1	0	1	0	0	0 0 0			
25 Max Williams	01:38	0-0	0-0	0-0	0 0 0	0 0 0	0	0	0	0	0 0 0			
Team					2 2 4	0	0	0						
Totals	29:58	10-32	12-23	10	40	50	13	22	80	15	12	4	5 2 28	

Biggest lead		EIU	ILL	Points from Turnovers		Period by Period Scoring			
9 (1st 12:54)		30	(2nd 7:16)	7	8	1st	2nd	TOT	
Best Scoring Run		7 (1st 15:05)	17 (2nd 18:28)	22	36	EIU	25	27	52
Lead Changes		2		14	13	ILL	37	43	80
Times Tied		4							
Time with Lead		09:16	27:23	20	47				

Game 3 - November 11, 2023 at Chicago, Ill. (Gentile Arena)
Loyola-Chicago 89, Eastern Illinois 65

Official Basketball Box Score - Final
Eastern Ill. at Loyola Chicago
 11/11/23 Joseph J. Gentile Arena, Chicago
 2023-24 Men's Basketball
 Game Time: 7:00 PM
 Game Duration: 1:51
 Attendance: 3,311
 Officials: Earl Walton, Ron Tyburski, Patrick O'Connell

Eastern Ill. - 65		Record: 1-2												
NO. Name	Min	FG M-A	3P M-A	FT M-A	Rebounds OR DR TOT	Fouls PF FD	TP	AS	TO	ST	Blocks BS BA +/-	Shooting By Period		
5 Sincere Malone	F 20:56	3-10	0-0	0-1	0 2 2	0 1 6	0	2	0	1	2 -22	1st FG%	10-34 29.4%	
40 Kooper Jacobi	F 32:38	4-11	1-2	0-0	1 6 7	0 0 9	1	0	0	0 3 -24	3PT%	0-6 0.0%		
34 Jermaine Hamlin	C 22:21	4-5	0-0	3-4	5 1 6	1 4 11	1	1	0	0 0 -25	FT%	5-6 83.3%		
3 Nakyl Shelton	G 21:19	0-4	0-2	0-0	0 1 1	2 0 0	1	1	0	0 0 -22	2nd FG%	14-35 40.0%		
11 Tiger Booker	G 28:40	4-14	0-3	4-4	1 2 3	1 4 12	3	1	4	0 0 -26	3PT%	6-10 60.0%		
17 Lazar Grbovic	06:15	0-4	0-1	0-0	0 0 0	0 0 0	0	1	0	0 0 -7	FT%	6-9 66.7%		
1 Corey Sawyer Jr	12:23	2-6	2-2	0-0	1 1 2	1 0 6	0	0	0	0 3 4	GM FG%	24-69 34.8%		
25 Dan Luers	14:08	1-3	0-2	0-0	0 0 0	2 0 2	0	0	0	0 0 -20	3PT%	6-16 37.5%		
24 Jaylin Gibson	10:46	1-2	0-0	2-2	0 1 1	1 1 4	0	4	2	0 0 7	FT%	11-15 73.3%		
30 Kyndall Davis	11:08	2-5	1-2	0-0	1 1 2	3 0 5	1	0	0	0 0 -6	Dead Ball Rebounds: 1, 1			
4 Isaiah Griffin	11:52	2-4	2-2	1-2	1 3 4	0 3 7	1	1	0	0 0 8				
23 Rodolfo Rufino Bolis	07:34	1-1	0-0	1-2	1 1 2	0 1 3	0	0	0	0 0 13				
Team					6 1 7	0	0							
Totals	24:69	6-16	11-15	17	20	37	11	14	65	9	10	6	1 9 -24	

Loyola Chicago - 89		Record: 1-1												
NO. Name	Min	FG M-A	3P M-A	FT M-A	Rebounds OR DR TOT	Fouls PF FD	TP	AS	TO	ST	Blocks BS BA +/-	Shooting By Period		
23 Philip Alston	F 18:11	4-6	1-3	0-0	0 1 1	2 0 9	3	2	1	0	0 0 11	1st FG%	19-29 65.5%	
24 Miles Rubin	C 17:49	3-4	0-1	2-4	1 6 7	0 2 8	1	0	1	4 0 22	3PT%	8-18 44.4%		
0 Des Watson	G 26:09	8-11	6-8	2-2	0 3 3	0 2 24	2	4	2	0 1 33	FT%	2-4 50%		
4 Braden Norris	G 23:31	1-4	1-4	0-0	0 0 0	1 1 3	7	1	0	0 0 24	2nd FG%	13-25 52.0%		
12 Greg Dolan	G 23:29	5-7	2-4	0-0	0 4 4	1 0 12	2	1	0	1 0 27	3PT%	4-13 30.8%		
2 Jalen Quinn	21:10	1-4	0-3	0-0	0 3 3	2 0 2	4	2	0 0 0 15	FT%	11-13 84.6%			
30 Patrick Mwamba	15:33	2-4	1-3	6-7	0 2 2	2 4 11	2	1	1	1 0 15	GM FG%	32-54 59.3%		
32 Dame Adelekun	11:39	4-4	0-0	0-0	0 2 2	3 0 8	1	0	0 1 0 2	3PT%	12-31 38.7%			
5 Trey Lewis	11:29	0-2	0-1	0-0	0 2 2	2 0 0	2	0	0 0 0 -6	FT%	13-17 76.5%			
10 Tom Welch	10:32	1-1	0-0	1-2	0 4 4	1 1 3	0	1	0 1 0 0	Dead Ball Rebounds: 3, 0				
13 Sheldon Edwards	08:52	1-2	1-2	0-0	0 1 1	0 0 3	0	0	0 0 0 -4					
33 Ben Schwieger	07:34	1-2	0-1	2-2	1 0 1	0 1 4	1	0	0 0 0 -13					
14 Caleb Reese	02:38	1-2	0-0	0-0	0 0 0	0 0 2	0	0	1 0 0 -5					
31 Will Smythe	01:24	0-1	0-0	0-0	0 0 0	0 0 0	0	0	0 0 0 -1					
Team					0 3 3	0	0							
Totals	32:54	12-31	13-17	2	31	33	14	11	89	23	10	4	9 1 24	

Biggest lead		EIU	LUC	Points from Turnovers		Period by Period Scoring			
2 (1st 19:31)		37	(2nd 7:50)	12	14	1st	2nd	TOT	
Best Scoring Run		7 (2nd 6:04)	11 (2nd 11:12)	30	38	EIU	25	40	65
Lead Changes		1		14	4	LUC	48	41	89
Times Tied		1							
Time with Lead		00:10	38:36	27	33				

Game 2 - November 8, 2023 at Charleston, Ill. (First Mid Court at Lantz Arena)
Eastern Illinois 91, Monmouth (IL) 45

Official Basketball Box Score - Final
Monmouth (IL) at Eastern Ill.
 11/08/23 Lantz Arena, Charleston
 2023-24 Men's Basketball
 Game Time: 7:00 PM
 Game Duration: 1:45
 Attendance: 1,455
 Officials: John Boyler, Dillon Basher, Chase Shaw

Monmouth (IL) - 45		Record: 0-1												
NO. Name	Min	FG M-A	3P M-A	FT M-A	Rebounds OR DR TOT	Fouls PF FD	TP	AS	TO	ST	Blocks BS BA +/-	Shooting By Period		
32 Yuvraj Sidhu	F 17:35	2-6	0-1	0-0	0 1 1	1 2 4	1	2	4	1	2 0 -16	1st FG%	9-25 36.0%	
2 Jordan Hill	G 21:30	1-8	0-1	2-2	1 2 3	3 2 4	3	2	4	0	1 2 -30	3PT%	3-8 37.5%	
12 David Williams	G 28:40	3-10	3-8	0-0	1 1 2	1 1 9	2	2	2	0 0 0 -34	FT%	3-3 100%		
15 Kyle Taylor	G 20:22	0-2	0-1	0-0	0 3 3	3 1 0	2	8	2	0 0 -22	2nd FG%	9-24 37.5%		
22 Declan Flynn	G 26:17	4-7	1-2	1-1	0 2 2	1 2 10	1	1	1	0 0 -31	3PT%	3-10 30.0%		
33 Brennan McNally	14:37	3-5	1-1	0-0	0 3 3	3 1 7	0	1	0	0 0 -15	FT%	0-0 0%		
35 Turner Plumer	12:54	2-2	0-0	0-0	0 0 0	2 0 2	0	4	0	1 0 0 -17	GM FG%	18-49 36.7%		
13 Jason Huber	12:54	1-3	0-1	0-0	1 2 3	1 1 2	1	2	1	0 0 0 -18	3PT%	6-18 33.3%		
3 Jaydn Ellison	06:14	0-0	0-0	0-0	0 0 0	0 0 0	0	1	2	0 0 0 -14	FT%	3-3 100.0%		
20 Rynne Schimmel	14:55	2-3	1-1	0-0	0 1 1	0 0 1	5	0	0	1 0 0 -7	Dead Ball Rebounds: 0, 1			
10 Ganon Greenman	08:04	0-0	0-0	0-0	0 0 0	0 0 0	0	1	0	0 0 0 -7				
40 Max Maring	06:10	0-2	0-1	0-0	1 0 1	0 0 1	0	1	0	0 0 0 -11				
4 Junior Sylvestre	02:27	0-0	0-0	0-0	0 1 1	0 0 1	0	0	0 0 0 0 -2					
5 Oscar Alcobendas	02:27	0-1	0-0	0-0	0 0 0	0 0 0	0	0						