

EASTERN ILLINOIS

2020-21 Men's Basketball @EIU_Panthers @eiubasketball



EASTERN ILLINOIS

EASTERN ILLINOIS (5-11, 2-7 OVC) vs UT Martin (4-9, 2-7 OVC)



Thursday, Jan. 28 • 8 pm
Martin, Tenn. • Elam Center

RADIO: Hit Mix 88.9 FM

TV: ESPN+

LIVE STATS: www.eiupanthers.com

SERIES RECORD: EIU leads 27-24

LAST MEETING: @UTM 80, EIU 79 (ot) on Feb. 15, 2020



GAME 17

Eastern Illinois heads to UT Martin on Thursday night as the Panthers will play with a shortened roster for the third straight game. EIU had only seven available players on Tuesday as EIU lost to SIUE, 87-74, to drop to 5-11 overall, 2-7 in the OVC. After opening the month of January with back-to-back wins, EIU has now lost six straight. UT Martin snapped a nine-game losing streak of its own on Tuesday sweeping its season series with Southeast Missouri to improved to 4-9 overall, 2-7 in the OVC. EIU is expected to gain a few players back for its Saturday game at SEMO.

JOHNSON SCORES WITH A FLURRY

Marvin Johnson led Eastern Illinois in scoring for the fourth time in the last five games on Tuesday night pouring in 28 points against SIUE. Johnson scored 20 of his 28 points in the second half as he has now scored 20 or more points in three games this season. Johnson has climbed to eighth in the OVC in scoring at 14.5 points per game with his OVC only production rising to 17.6 points per game where he ranks fourth. This season he has collected three double-doubles and currently ranks in the OVC Top 20 in all five major statistical categories: 8th in scoring, 16th in rebounding, 6th in assists, 6th in steals and 14th in blocks.

DEANG REACHES DOUBLE FIGURES

Deang Deang continues his return to form for the Panthers after suffering a season ending Achilles injury last December (2019) at Milwaukee. The injury sidelined him for more than a year with his return to the EIU line-up on Dec. 30 at Eastern Kentucky. Deang made his first start of the season on Tuesday against SIUE finishing with 11 points. He was 5-of-8 from the field adding three rebounds. Last season Deang appeared in ten games making five starts prior to the injury. He averaged 9.5 points per game and was leading the team with 17 steals. He now has five career double figure scoring games with a high of 21 against Chicago State.

UP NEXT

Saturday, Jan. 30 at Southeast Missouri, 5 pm (ESPN+)

EASTERN ILLINOIS PROJECTED STARTERS *

P	#	Name	Ht	Wt	Yr	Hometown	Pts	Reb	Ast
G	4	Marvin Johnson	6-6	190	Sr	Ardmore, Okla.	14.5	5.3	4.0
G	13	Henry Abraham	6-0	175	Fr	Cambridge, Minn.	6.2	1.5	0.9
G	22	Josiah Wallace	6-4	185	Sr	Marshall, Ill.	16.4	4.2	3.0
G	25	Deang Deang	6-4	185	Sr	Madison, Wis.	2.9	1.1	0.9
F	11	Barlow Alleruzzo IV	6-9	235	Jr	Chicago, Ill.	2.9	1.9	0.3

EASTERN ILLINOIS RESERVES

G	1	Kashawn Charles	6-1	185	Sr	Wyandanch, NY	7.4	2.3	0.7
F	2	Jordan Skipper-Brown	6-6	230	Sr	Killeen, Texas	7.0	3.7	1.1
G	3	Mack Smith	6-2	185	Sr	Indianapolis, Ind.	9.2	2.8	1.9
G	5	Junior Farquhar	6-3	200	Jr	Toronto, Ontario	3.0	1.8	1.3
G	10	Ryan Leonard	6-4	200	So	Kerry, Ireland	1.7	1.0	0.3
G	12	Micah Schnyders	6-4	185	Fr	Yorkville, Ill.	0.0	0.0	0.0
G	14	Isaac Miller	6-3	180	Fr	Charleston, Ill.	-	-	-
F	20	Sammy Friday IV	6-9	240	Gr	Jersey City, NJ	9.1	4.9	0.3
F	21	Madani Diarra	6-10	240	So	Bamako, Mali	3.1	2.5	0.1
F	35	George Dixon	6-5	230	Sr	Milwaukee, Wis.	5.2	6.3	1.1

N 25	at Wisconsin (#7) (BTN)	L 67-77
N 27	at Marquette (FS1)	L 50-75
N 29	at Butler (FS1)	PPD
D 1	at Dayton	L 63-66
D 3	CHICAGO STATE	W 78-56
D 5	at Green Bay	W 93-91 (2ot)
D 9	at Evansville	L 65-68
D 12	WESTERN ILLINOIS	W 92-88
D 21	• at SIUE	PPD
D 30	• at Eastern Kentucky	L 61-69
J 2	• TENNESSEE TECH	W 87-81
J 5	• SIUE	PPD
J 7	• MURRAY STATE	W 74-68
J 9	• AUSTIN PEAY	L 71-74
J 12	• at SIUE	PPD
J 14	• MOREHEAD STATE (ESPNU)	L 61-87
J 16	• EASTERN KENTUCKY	L 85-93 (ot)
J 21	• at Belmont	L 66-79
J 23	• at Tennessee State	L 54-65
J 26	• SIUE	L 74-87
J 28	• at UT Martin	8 pm
J 30	• at Southeast Missouri	5 pm
F 2	• at SIUE	4 pm
F 4	• BELMONT	7:30 pm
F 6	• TENNESSEE STATE	4 pm
F 11	• at Jacksonville State	7:30 pm
F 13	• at Tennessee Tech	4 pm
F 18	• at Murray State	7:30 pm
F 20	• at Austin Peay	4 pm
F 25	• SOUTHEAST MISSOURI	7:30 pm
F 27	• UT MARTIN	4 pm
M 3	OVC Tournament	TBA

• Ohio Valley Conference Games
All EIU home games televised on ESPN+
All OVC road games televised on ESPN+



2020-21 OVC BASKETBALL STANDINGS

SCHOOL	OVC	OVERALL
Belmont	10-0	16-1
Eastern Kentucky	7-1	13-2
Morehead State	8-2	11-6
SIUE	3-1	5-5
Jacksonville State	6-3	10-5
Austin Peay	4-3	8-5
Murray State	3-5	6-7
Southeast Missouri	2-6	4-10
Eastern Illinois	2-7	5-11
UT Martin	2-7	4-9
Tennessee Tech	2-8	2-15
Tennessee State	2-8	3-10

Through Jan. 27, 2021

INSIDE THE NUMBERS



EASTERN ILLINOIS.



EIU Points Per Game.....	71.3	UTM Points Per Game.....	67.4
Opponents Points Per Game	76.5	Opponents Points Per Game	80.9
Scoring Margin	- 5.2	Scoring Margin	- 13.5
Field Goal Percentage429	Field Goal Percentage396
3-Point Field Goal Percentage320	3-Point Field Goal Percentage337
Free Throw Percentage663	Free Throw Percentage746
Rebounds.....	35.1	Rebounds.....	32.5
Rebound Margin	- 1.8	Rebound Margin	- 3.7
Assists Per Game	12.8	Assists Per Game	11.9
Turnovers Per Game	13.4	Turnovers Per Game	15.2
Steals Per Game	7.6	Steals Per Game	7.8
Blocks Per Game.....	3.3	Blocks Per Game.....	2.8
Field Goal Percentage Defense...	.465	Field Goal Percentage Defense...	.501

EASTERN ILLINOIS HEAD COACH JAY SPOONHOUR

Jay Spoonhour is in his ninth season as the Panthers head coach having been hired on April 9, 2012. Spoonhour was previously the head coach at Moberly Area Community College where he coached for three seasons. He was a long time assistant coach at the NCAA Division I level and served as the interim head coach at UNLV to complete the 2004 season posting a 6-4 record and taking the team to the finals of the Mountain West Conference Tournament along with an NIT appearance. In 2001 Spoonhour was named the National Junior College Coach of the Year leading Wabash Valley College to the NJCAA National Championship with a 36-1 record. He is the son of the late legendary coach Charlie Spoonhour. Spoonhour played basketball at Pittsburg State earning his degree in 1994. He was an honorable mention All-Conference selection. He has assistant coaching stops at Central Missouri, Saint Louis, UNLV, Missouri and Texas San Antonio. Spoonhour's career mark is 221-182; 121-154 at the NCAA Division I level. His EIU record is 115-150 with an OVC mark of 62-81. Spoonhour led the program to its first NCAA Division I postseason win on March 17, 2015 with a 97-91 win at Oakland in the CIT.

LAST TIME OUT

Eastern Illinois was handcuffed for a second straight game by COVID-19 protocols as the Panthers had only seven players available against SIUE. Four of the seven EIU players scored in double figures led by Marvin Johnson with 28 and Josiah Wallace with 20 points. SIUE increased a six point halftime lead into a double figure advantage early in the second half beating EIU 87-74.

SCOUTING UT MARTIN

Montez Robinson is serving as the interim head coach for UT Martin this season after the sudden passing of former head coach Anthony Stewart just before the start of the season. UTM responded early winning their first three games of the year before a nine game losing skid. That losing streak was snapped on Tuesday night with 69-66 win over Southeast Missouri to move UTM to 4-9 overall, 2-7 in the OVC. The Skyhawks are led by Cameron Holden averaging 17 points per game. Anthony Thomas and Jaron Williams both add just under ten points per game for a team averaging 67 points per contest.

SERIES INFORMATION

This will be the 52nd meeting between Eastern Illinois and UT Martin as the Panthers hold a 27-24 all-time series lead. UT Martin snapped what had been a six-game regular season win streak by the Panthers in the series last season as the Skyhawks' Derek Hawthorne Jr., drained a 3-pointer as time expired to give UTM an 80-79 overtime win. The Skyhawks did beat EIU in the 2019 OVC Tournament opening round. EIU has won two of its last three trips to the Elam Center and in a closely contested series, five of the last 12 meetings have gone to overtime (UTM 4-1 in those overtime decisions).

QUICK FACTS

EIU BASKETBALL CONTACT INFO / QUICK FACTS

Contact:..... Rich Moser
 Email:..... rlmoser@eiu.edu
 Phone:..... (217) 581-7480
 Cell Phone:..... (217) 508-8317
 Website:..... www.EIUpanthers.com
 Location Charleston, Ill.
 Enrollment7,806
 Nickname Panthers
 Colors Blue, Gray & White
 President Dr. David Glassman
 Athletic Director..... Tom Michael
 Basketball Arena Lantz Arena
 Basketball Radio Station Hit Mix 88.9 WEIU
 Announcers..... Mike Bradd & Jack Ashmore



TWITTER
 @EIU_Panthers
 @e iubasketball



FACEBOOK
 EIU Panthers
 EIU Mens Basketball



INSTAGRAM
 e i u p a n t h e r n a t i o n
 e i u p a n t h e r n a t i o n

Career Double-Doubles

LAST IS LISTED

GEORGE DIXON (12)

12 pts, 15 reb at Eastern Kentucky (Dec. 30, 2020)

SAMMY FRIDAY IV (2)

20 pts, 10 reb at Belmont (Jan. 21, 2021)

MARVIN JOHNSON (3)

14 pts, 10 reb at Belmont (Jan. 21, 2021)

JORDAN SKIPPER-BROWN (3)

14 pts, 13 reb at UT Martin (Feb. 15, 2020)

MACK SMITH (2)

14 pts, 10 reb vs. Arkansas State (Nov. 24, 2018)

JOSIAH WALLACE (1)

18 pts, 10 reb vs Murray State (Jan. 7, 2021)

Career Double Figure Scoring

Mack Smith.....	67
Josiah Wallace.....	61
Marvin Johnson.....	24
George Dixon.....	22
Kashawn Charles	16
Jordan Skipper-Brown	11
Sammy Friday IV.....	5
Deang Deang.....	5
Henry Abraham.....	2
Barlow Alleruzzo IV	1
Madani Diarra	1

Career Double Figure Rebounds

George Dixon.....	17
Jordan Skipper-Brown	4
Mack Smith.....	2
Sammy Friday IV.....	2
Marvin Johnson.....	2
Josiah Wallace.....	1

Career Double Figure Assists

Marvin Johnson.....	1
---------------------	---

2020-21 Eastern Illinois Panther Basketball

#	PLAYER	POS	HT	WT	YR	HOMETOWN (HIGH SCHOOL/LAST)	PLAYER NOTES
1	Kashawn Charles	G	6-1	185	Sr	Wyandanch, NY (Labette CC)	Double figures against both MORE (13 pts) and EKU (10 pts)
2	Jordan Skipper-Brown	F	6-6	230	Sr	Killeen, Texas (McLennan JC)	Six straight games with a block (ranks 6th in OVC)
3	Mack Smith	G	6-2	185	Sr	Indianapolis, Ind. (Warren Central HS)	NCAA record streak of consecutive games with a 3-pointer ends at 91
4	Marvin Johnson	G	6-6	190	Sr	Ardmore, Okla. (Coffeyville CC)	Scored 28 points vs SIUE (20 in second half)
5	Junior Farquhar	G	6-3	200	Jr	Toronto, Ontario (South Plains College)	Scored seven points in start at Eastern Kentucky
10	Ryan Leonard	G	6-4	200	So	Kerry, Ireland (Santa Fe College)	First appearance of season vs. Morehead State (opted back in)
11	Barlow Alleruzzo IV	F	6-9	235	Jr	Chicago, Ill. (Des Moines Area CC)	Scored 13 points off bench vs Austin Peay (3-of-4 on 3pt)
12	Micah Schnyders	G	6-4	185	Fr	Yorkville, Ill. (Yorkville Christian HS)	Set school single season record for points and assists in HS
13	Henry Abraham	G	6-0	175	Fr	Cambridge, Minn. (Cambridge-Isanti HS)	Season high 12 points at Tennessee State, 2nd start of year
14	Isaac Miller	G	6-3	180	Fr	Charleston, Ill. (Charleston HS)	Knocked down 52 3-pointers last season in HS
20	Sammy Friday IV	F	6-9	240	Gr	Jersey City, NJ (Siena College)	Second double-double this year at Belmont (20 pts / 10 reb)
21	Madani Diarra	F	6-10	240	So	Bamako, Mali (Saint Louis Univ.)	Averaging 9 ppg over last two games (8-of-10 on FG)
22	Josiah Wallace	G	6-4	185	Sr	Marshall, Ill. (Olney Central College)	Double-double vs Murray State (18 pts, 10 rebounds)
25	Deang Deang	G	6-4	185	Sr	Madison, Wis. (Highland (IL) CC)	Fifth career double figure game with 11 pts vs. SIUE
35	George Dixon	F	6-5	230	Sr	Milwaukee, Wis. (Vincennes Univ.)	Double-double at EKU (12 pts, 15 reb), first of 2020-21

Head Coach: Jay Spoonhour (Pittsburg State, 1994 - 9th year) **Pronunciation Guide**

Assistant Coach: Justin Brown (Southwest Baptist, 2009 - 3rd year)

#1 - Kashawn Charles Kah-sean

Assistant Coach: Matt Bringman (Palm Beach Atlantic, 2008 - 2nd year)

#5 - Junior Farquhar FAR-quah-R

Assistant Coach: Mark Bernsen (Missouri St. Louis, 1972 - 1st year)

#11 - Barlow Alleruzzo Al-lah-ruh-zo

Graduate Assistant: Logan Koch (Eastern Illinois, 2020 - 1st year)

#21 - Madani Diarra mah-donni * dee-R-ah

Athletic Trainer: Michael Nordgren (4th year)

#25 - Deang Deang Dang (like bang)

Panthers Record When...

Numbers from 2020-21 season

Leading at the half 4-0
Trailing at the half 1-11
Tied at the half 0-0

EIU leads in rebounds 3-4
Opponent leads in rebounds 2-7
Rebounds are equal 0-0

EIU has more turnovers 2-4
Opponent has more turnovers 3-5
Turnovers are equal 0-2

EIU shoots 50% or better 1-1
EIU shoots below 40% 0-5
Opponent shoots 50% or better 1-5
Opponent shoots below 40% 1-0

EIU has 65 or fewer points 0-6
EIU has 80 or more points 3-1
Opponent scores 65 or fewer 1-1
Opponent score 80 or more 3-3

Games decided by 1-5 points 2-3
Games decided by 6-10 points 2-3
Games decided by 11-15 points 0-3
Games decided by 16 points or more 1-2

Overtime Games 1-1

• Josiah Wallace played his third straight game dealing with a leg injury that had held him out for two games. Wallace finished with 20 points against SIUE to mark the 23rd time in his EIU career the senior guard has scored 20 or more points in a game. Wallace was 7-of-14 from the field as he is shooting 49 percent from the floor this season. He added four assists in the game marking the second straight game and fifth time this season he has passed out four assists. Wallace is currently 21st on the EIU career scoring list with 1,209 points needing 42 points to crack the Panthers career top 20.

• Madani Diarra posted his second straight strong offensive performance for the Panthers on Tuesday against SIUE as the transfer from Saint Louis finished with a season high ten points. On Saturday at Tennessee State, Diarra scored eight points. Over the past five games his production has increased to average 5.8 points and 5.8 rebounds per game. In that same span Diarra is shooting 65 percent from the field while connecting on 54.5 percent over the course of the season.

• Despite a limited roster on Tuesday night, Eastern Illinois still turned in a good shooting performance from the field as the Panthers were 31-of-58 finishing at 53.4 percent. It was the second time this season that EIU had shot over 50 percent in a game with the other night a 58.2 percent shooting night in a home win over Tennessee Tech. For the season EIU is shooting 42.9 percent.

• Eastern Illinois played with a limited roster on Tuesday against SIUE as the Panthers had only seven available players. In the contest EIU started its 11th different starting line-up in 17 games this season. Only three times this season has EIU started the same starting line-up in back-to-back games with three consecutive games with the same line the longest streak of the season. Due to COVID-19 protocols and injuries, EIU has had 32 games missed by players this season. Missing from Tuesday's game was 53 percent of the Panthers season scoring and 56 percent of the team's rebounding.

• Henry Abraham made this third straight start on Tuesday against SIUE playing 31 minutes. Abraham had made his first two starts of the season during the Panthers weekend swing through Nashville. In those two games the freshman responded with 20 points knocking down six 3-pointers. On Tuesday against SIUE, Abraham was held to just one field goal and was 0-for-4 on 3-pointers.


• Barlow Alleruzzo IV made his second straight start on Tuesday against SIUE. Alleruzzo finished with five points between the two starts battling foul trouble that limited him to 21 minutes in both contests. Earlier this year Alleruzzo had a breakout game off the bench with 13 points against Austin Peay knocking down 3-of-4 from 3-pointers. For the season he is 6-of-24 from 3-point range while knocking down 8-of-10 from the free throw line.

• Junior Farquhar played a season high 30 minutes on Tuesday against SIUE coming off the bench as the transfer continues to work his way back from an injury that held him out for four games. Farquhar opened the season with nine points at No. 7 Wisconsin knocking down 6-of-6 from the foul line. On the season Farquhar is shooting 77 percent from the stripe.





2020-21 BENCH SCORING

<u>Game</u>	<u>EIU</u>	<u>Opp.</u>
Nov. 25 at Wisconsin	23	32
Nov. 27 at Marquette	14	24
Dec. 1 at Dayton	31	4
Dec. 3 vs. Chicago State	35	25
Dec. 5 at Green Bay	30	22
Dec. 9 at Evansville	17	1
Dec. 12 vs Western Illinois	28	60
Dec. 30 at Eastern Kentucky	18	52
Jan. 2 vs. Tennessee Tech	30	44
Jan. 7 vs. Murray State	20	21
Jan. 9 vs. Austin Peay	27	15
Jan. 14 vs. Morehead State	14	18
Jan. 16 vs. Eastern Kentucky	20	13
Jan. 21 at Belmont	14	37
Jan. 23 at Tennessee State	13	23
Jan. 26 vs. SIUE	11	28
Total (Minus 84)	335	419



2020-21 POINTS IN THE PAINT

<u>Game</u>	<u>EIU</u>	<u>Opp.</u>
Nov. 25 at Wisconsin	24	32
Nov. 27 at Marquette	12	20
Dec. 1 at Dayton	34	26
Dec. 3 vs. Chicago State	48	24
Dec. 5 at Green Bay	50	42
Dec. 9 at Evansville	22	24
Dec. 12 vs. Western Illinois	36	30
Dec. 30 at Eastern Kentucky	22	32
Jan. 2 vs. Tennessee Tech	38	28
Jan. 7 vs. Murray State	34	34
Jan. 9 vs. Austin Peay	26	34
Jan. 14 vs. Morehead State	32	40
Jan. 16 vs. Eastern Kentucky	50	34
Jan. 21 at Belmont	32	50
Jan. 23 at Tennessee State	26	34
Jan. 26 vs. SIUE	42	52
Totals (Minus 8)	528	536



This Last Time It Happened...

An EIU player scored 40 points or more...

Josh Gomes (40) vs. UT Martin (Feb. 7, 2004)

An EIU player scored 30 points or more...

Josiah Wallace (32) at Tennessee State (Jan. 2, 2020)

An EIU player had 20 rebounds or more...

Michael Slaughter (20) at Central Connecticut (Jan. 14, 1995)

An EIU player had 15 rebounds or more...

George Dixon (15) at Eastern Kentucky (Dec. 30, 2020)

An EIU player had 15 assists or more...

Chad Peckinpugh (18) vs. Southeast Missouri (Feb. 22, 1997)

An EIU player had 10 assists or more...

Marvin Johnson (10) vs Tennessee Tech (Jan. 2, 2021)

An EIU player had 5 steals or more...

Marvin Johnson (5) at Tennessee State (Jan. 23, 2021)

An EIU player had 5 blocks or more...

Aboubacar Diallo (5) vs. SIUE (Jan. 5, 2019)

An EIU player made 5 or more 3-pointers...

Kashawn Charles (5-of-8) vs. Tennessee Tech (Jan. 18, 2020)

An EIU players made 10 or more free throws...

Josiah Wallace (10-of-11) at Tennessee State (Jan. 2, 2020)

An EIU player had a double-double...

Josiah Wallace (18 pts, 10 reb) vs Murray State (Jan. 7, 2021)

EIU had two players post a double-double in same game...

January 21, 2021 at Belmont ... (L, 66-79)

Sammy Friday IV (20 pts / 10 reb)

Marvin Johnson (14 pts / 10 reb)

EIU had two players score 20 or more points in a game...

January 26, 2021 vs. SIUE (L, 74-87)

Marvin Johnson (28) and Josiah Wallace (20)

EIU had five players score in double figures...

December 12, 2020 vs Western Illinois... (Won 92-88, 6 players in DF)

EIU made 10 or more 3-pointers in a game...

January 9, 2021 vs. Austin Peay... (10-of-35 for 28.6 pct)

EIU had 20 or more assists in a game...

January 16, 2021 vs. Eastern Kentucky... (20)

EIU had 10 or more blocked shots in a game...

December 12, 2020 vs. Western Illinois... (10)

EIU had 10 or more steals in a game...

January 9, 2021 vs. Austin Peay - (11)

EIU shot over 50 percent from the floor in a game...

January 26, 2021 vs. SIUE ... (31-of-58 for 53.4 percent)

EIU shot over 60 percent from the floor in a game...

December 7, 2019 vs. Green Bay... (34-of-56 for 60.7 percent)

EIU scored 100 points in a game...

November 18, 2019 vs. Indiana Northwest... (W, 114-61)

EIU won an overtime game...

December 5, 2020 at Green Bay (W, 93-91 in 2 OT)

1	Kashawn Charles 6-1, 185, Sr., G Wyandanch, NY	G 13	FG .389 35-90	3FG .350 21-60	FT .625 5-8	Pts 7.4	Reb 2.3	Stl 0.9	Five double figure games this year (last 10 pts vs. EKU) 13 pts vs. Morehead State (3-of-5 on 3-pts) 16 pts vs Tennessee Tech (6-of-6 on FG / 4-of-4 on 3pts) 11 points vs Western Illinois (3-of-4 on 3-pts) Ranks 14th in OVC in 3-pts made (21)
2	Jordan Skipper-Brown 6-6, 230, Sr., F Killeen, Texas	G 11	FG .525 31-59	3FG .250 2-8	FT .520 13-25	Pts 7.0	Reb 3.7	Blk 1.3	Had 3 blocks vs WIU... ranks 6th in OVC with 14 Made 9 straight FG's vs Chicago State and Green Bay Scored 13 points vs. Chicago State (6-of-6 FG) Scored 14 points at No.7 Wisconsin Ranks 15th in OVC in FG percentage
3	Mack Smith 6-2, 185, Sr., G Indianapolis, Ind.	G 12	FG .368 39-106	3FG .309 25-81	FT .538 7-13	Pts 9.2	Reb 2.8	Ast 1.9	Has 12 20-point games (25 vs. SIUE on Feb. 13) Ranks 18th on EIU career scoring list (1,256 pts) Ranks 3rd on EIU career 3-pointers made list (239) Ranks 4th in OVC in 3-pointers made with 25 Set NCAA record in consecutive games with a 3-pt (91)
4	Marvin Johnson 6-6, 190, Sr., G Ardmore, Okla.	G 16	FG .441 93-211	3FG .327 17-52	FT .707 29-41	Pts 14.5	Reb 5.3	Ast 4.0	Scored 28 points vs. SIUE (20 in second half) Double-double at Belmont (14 pts, 10 reb) Double-double vs. Tennessee Tech (19 pts, 10 asts) Double-double vs Western Illinois (11 pts, 11 reb.) Ranks 6th in OVC in assists / 6th in steals / 8th in scoring
5	Junior Farquhar 6-3, 200, Jr., G Toronto, Ontario	G 12	FG .222 8-36	3FG .250 3-12	FT .773 17-21	Pts 3.0	Reb 1.8	Ast 1.3	Four points in return to line-up at Belmont (last game 1/2) Four assists at Tennessee State (15 for season) Opened EIU career with 9 points at Wisconsin (6-of-6 on FT) Season high 30 minutes against SIUE Played 32 games at MTSU, averaged 3.5 ppg, 2.3 reb
10	Ryan Leonard 6-4, 200, So., G Kerry, Ireland	G 3	FG .333 1-3	3FG 1.000 1-1	FT .500 2-4	Pts 1.7	Reb 1.0	Stl 0.3	Scored first EIU points vs Eastern Kentucky (2-of-4 on FT) First EIU action on Jan. 14 vs. Morehead State (13 minutes) Opted out of basketball in Fall of 2020 for COVID-19 protocols Played at Santa Fe College last season, 12.3 points per game Ireland National Team Experience for U16, U18 and U20
11	Barlow Alleruzzo IV 6-9, 235, Jr., F Chicago, Ill.	G 13	FG .286 12-42	3FG .250 6-24	FT .800 8-10	Pts 2.9	Reb 1.9	Ast 0.3	Season high 13 points vs Austin Peay (3-of-4 on 3-pt) First career start at Tennessee State (3 pts, 2 reb, 1 blk) Had a steal with three points at Green Bay Season high five rebounds vs. Austin Peay Had two blocks against Morehead State
12	Micah Schnyders 6-4, 185, Fr., G Yorkville, Ill.	G 1	FG 0 0-0	3FG 0 0-0	FT 0 0-0	Pts 0.0	Reb 0.0	Ast 0.0	Firsst EIU action on Jan. 14 vs. Morehead State (2 minutes) Scored 1,587 career points at Yorkville Christian HS Named All-State as a senior leading team to 24 wins Averaged 25.5 points and 8.2 assists per game as senior Second school records for single season points and assists
13	Henry Abraham 6-0, 175, Fr., G Cambridge, Minn.	G 11	FG .387 24-62	3FG .339 19-56	FT .250 1-4	Pts 6.2	Reb 1.5	Ast 0.9	Season high 12 points at TSU (avg. 10 ppg in 2 starts) Season high seven rebounds at home vs. EKU Made at least two 3-pointers in seven games First career collegiate points at Green Bay (11 pts) Played at Cambridge-Isanti HS, scored 3,070 career points
14	Isaac Miller 6-3, 180, Fr., G Charleston, Ill.	G 0	FG 0 0-0	3FG 0 0-0	FT 0 0-0	Pts 0	Reb 0	Ast 0	Second Team All-Apollo Conference playing at Charleston HS Averaged 12.4 points per game / made 52 3-pointers Father Jeff was long-time CHS Girl's Basketball Coach Mother Kelly is EIU Director of Admissions Granted NCAA waiver to compete this year on Dec. 21
20	Sammy Friday IV 6-9, 240, Gr, F Jersey City, NJ	G 14	FG .634 52-82	3FG 0 0-0	FT .615 24-39	Pts 9.1	Reb 4.9	Ast 0.3	Shooting 80.8 percent from field in last four games Five double figure scoring games (20 pts at Belmont) Second double-double of the season at Belmont (20 pts / 10 reb) Ranks 5th in OVC in offensive rebounds with 36 Graduate transfer from Siena College (68 Games / 6 starts)
21	Madani Diarra 6-10, 240, So., F Bamako, Mali	G 14	FG .545 18-33	3FG .000 0-0	FT .778 7-9	Pts 3.1	Reb 2.5	Ast 0.1	Averaging 5.8 points per game in last five games (high of 10) Shooting 65 percent from the field in last five games Averaging 5.8 rebounds per game in last five games Season high 8 rebounds vs Morehead State (5 offensive) Transfer from Saint Louis, played for SLU in 2019-20 (4 games)
22	Josiah Wallace 6-4, 185, Jr., G Marshall, Ill.	G 13	FG .490 77-157	3FG .400 12-30	FT .855 47-55	Pts 16.4	Reb 4.2	Ast 3.0	41st EIU player with 1,000 points (1,209 pts ... 21st) First career double-double vs Murray State (18 pts / 10 reb) Has 23 career 20+ point games (seven straight in 2020) Ranks 4th in OVC in scoring at 16.1 ppg / 1st in FT pct First Team All-OVC in 2019 & 2020
25	Deang Deang 6-4, 185, Jr., G Madison, Wis.	G 7	FG .360 9-25	3FG .200 2-10	FT .000 0-2	Pts 2.9	Reb 1.1	Ast 0.9	Scored 11 points in start vs SIUE (fifth career DF game) Return at EKU on Dec. 30 (5 assists, 3 rebounds) Had five points at Belmont (1-of-2 on 3-pts) First points of 2020-21 season vs Murray State Injured at Milwaukee (missed remainder of 2019-20)
35	George Dixon 6-5, 230, Jr., F Milwaukee, Wis.	G 15	FG .320 31-97	3FG .000 0-3	FT .448 12-29	Pts 5.0	Reb 5.9	Stl 1.7	One or more steals in 12 straight games (9th in OVC in steals) Double-double at EKU (12 pts, 15 reb)... 12th career 12 rebounds at Green Bay and game winner at buzzer Ransk 8th in OVC in rebounding / 4th in offensive rebounds 281 rebounds last year (8th on EIU single season list)

EASTERN ILLINOIS PANTHER HIGHS (SEASON AND CAREER HIGH POINTS/REBOUNDS/ASSISTS)

* INDICATES HAS HAPPENED MORE THAN ONE TIME & LAST TIME OCCURED IS LISTED (# OF TIMES IN PARENTHESIS)

	SEASON HIGH	CAREER HIGH
1 KASHAWN CHARLES	P - 16 vs. Tennessee Tech (1-2-21) R - 4 vs. Eastern Kentucky (1-16-21) * (3) A - 3 vs. Morehead State (1-14-21)	P - 23 vs. Tennessee Tech (1-18-20) R - 5 vs. Fontbonne (12-4-18) A - Same
2 JORDAN SKIPPER-BROWN	P - 14 at Wisconsin (11-25-20) R - 9 vs. Tennessee Tech (1-2-21) A - 3 vs. Murray State (1-7-21) * (2)	P - 14 at Wisconsin (11-25-20) * (3) R - 13 at UT Martin (2-15-20) A - 5 vs. Saint Francis (Ill.) (11-22-19)
3 MACK SMITH	P - 16 vs. Austin Peay (1-9-21) R - 6 vs. Morehead State (1-14-21) * (2) A - 7 vs. Eastern Kentucky (1-16-21)	P - 31 vs. Tennessee Tech (2-3-18) R - 11 vs. UT Martin (1-18-18) A - Same
4 MARVIN JOHNSON	P - 28 vs. SIUE (1-26-21) R - 11 vs. Western Illinois (12-12-20) A - 10 vs. Tennessee Tech (1-2-21)	P - Same R - Same A - Same
5 JUNIOR FARQUHAR	P - 9 at Wisconsin (11-25-20) R - 3 at Eastern Kentucky (12-30-20) * (4) A - 4 at Tennessee State (1-23-21)	P - Same R - Same A - Same
10 RYAN LEONARD	P - 3 at Belmont (1-21-21) R - 2 at Belmont (1-21-21) A - 1 at Belmont (1-21-21)	P - Same R - Same A - Same
11 BARLOW ALLERUZZO IV	P - 13 vs. Austin Peay (1-9-21) R - 5 vs. Austin Peay (1-9-21) A - 2 vs. Austin Peay (1-9-21)	P - Same R - Same A - Same
12 MICAH SCHNYDERS	P - R - A -	P - Same R - Same A - Same
13 HENRY ABRAHAM	P - 12 at Tennessee State (1-23-21) R - 7 vs. Eastern Kentucky (1-16-21) A - 3 vs. Morehead State (1-14-21)	P - Same R - Same A - Same
14 ISAAC MILLER	P - R - A -	P - Same R - Same A - Same
20 SAMMY FRIDAY IV	P - 20 at Belmont (1-21-21) R - 12 at Green Bay (12-5-20) A - 1 vs. Eastern Kentucky (1-16-21) * (3)	P - Same R - Same A - Same
21 MADANI DIARRA	P - 10 vs. SIUE (1-26-21) R - 8 vs. Morehead State (1-14-21) A - 1 at Evansville (12-9-20)	P - Same R - Same A - Same
22 JOSIAH WALLACE	P - 27 at Green Bay (12-5-20) R - 10 vs. Murray State (1-7-21) A - 4 vs. SIUE (1-26-21) * (5)	P - 32 at Tennessee State (1-2-20) R - Same A - 7 at SIUE (2-29-20)
25 DEANG DEANG	P - 11 vs. SIUE (1-26-21) R - 3 vs. SIUE (1-26-21) * (2) A - 5 at Eastern Kentucky (12-30-20)	P - 21 vs. Chicago State (11-12-19) R - 9 vs. Saint Francis (Ill.) (11-22-19) A - 8 vs. Indiana Northwest (11-18-19)
35 GEORGE DIXON	P - 12 at Eastern Kentucky (12-30-20) R - 15 at Eastern Kentucky (12-30-20) A - 3 at Evansville (12-9-20)	P - 24 vs. Green Bay (12-7-19) R - 15 at Eastern Kentucky (12-30-20) * (2) A - 5 vs. Chicago State (11-12-19)

EASTERN ILLINOIS MEN'S BASKETBALL STATISTICS

RECORD:	OVERALL	HOME	AWAY	NEUTRAL
ALL GAMES	5-11	4-4	1-7	0-0
CONFERENCE	2-7	2-4	0-3	0-0
NON-CONFERENCE	3-4	2-0	1-4	0-0

#	Player	gp-gs	min	avg	Total		3-Point		F-Throw		Rebounds			pf	dq	a	to	blk	stl	pts	avg	
					fg-fga	fg%	3fg-fga	3fg%	ft-fa	ft%	off	def	tot									avg
22	WALLACE, Josiah	13-13	407	31.3	77-157	.490	12-30	.400	47-55	.855	4	50	54	4.2	9	0	39	25	5	14	213	16.4
04	JOHNSON, Marvin	16-12	468	29.3	93-211	.441	17-52	.327	29-41	.707	19	65	84	5.3	44	2	64	62	11	29	232	14.5
03	SMITH, Mack	12-11	364	30.3	39-106	.368	25-81	.309	7-13	.538	5	28	33	2.8	31	0	23	14	5	10	110	9.2
20	FRIDAY IV, Sammy	14-9	232	16.6	52-82	.634	0-0	.000	24-39	.615	36	32	68	4.9	21	0	4	11	3	4	128	9.1
01	CHARLES, Kashawn	13-3	265	20.4	35-90	.389	21-60	.350	5-8	.625	3	27	30	2.3	13	0	9	8	0	12	96	7.4
02	SKIPPER-BROWN,Jor	11-6	227	20.6	31-59	.525	2-8	.250	13-25	.520	12	29	41	3.7	17	0	12	15	14	8	77	7.0
13	ABRAHAM, Henry	11-3	233	21.2	24-62	.387	19-56	.339	1-4	.250	1	16	17	1.5	11	0	10	10	0	8	68	6.2
35	DIXON, George	15-14	362	24.1	31-97	.320	0-3	.000	13-29	.448	40	49	89	5.9	34	2	16	18	5	26	75	5.0
21	DIARRA, Madani	14-0	144	10.3	18-33	.545	0-0	.000	7-9	.778	16	19	35	2.5	24	0	1	9	2	2	43	3.1
05	FARQUHAR, Junior	12-6	234	19.5	8-36	.222	3-12	.250	17-22	.773	6	15	21	1.8	22	0	15	13	4	1	36	3.0
11	ALLERUZZO IV, Barlo	13-2	203	15.6	12-42	.286	6-24	.250	8-10	.800	8	17	25	1.9	31	1	4	8	3	1	38	2.9
25	DEANG, Deang	7-1	99	14.1	9-25	.360	2-10	.200	0-2	.000	1	7	8	1.1	12	0	6	8	1	5	20	2.9
10	LEONARD, Ryan	3-0	35	11.7	1-3	.333	1-1	1.000	2-4	.500	1	2	3	1.0	3	0	1	3	0	1	5	1.7
12	SCHNYDERS, Micah	1-0	2	2.0	0-0	.000	0-0	.000	0-0	.000	0	0	0	0.0	0	0	0	0	0	0	0	0.0
Team											26	27	53				11					
Total.....		16	3275		430-1003	.429	108-337	.320	173-261	.663	178	383	561	35.1	272	5	204	215	53	121	1141	71.3
Opponents.....		16	3275		434-934	.465	130-334	.389	226-318	.711	150	440	590	36.9	252	-	224	228	55	115	1224	76.5

TEAM STATISTICS	EIU	OPP	Date	Opponent	Score	Att.
SCORING	1141	1224	11/25/20	at #7 Wisconsin	L 67-77	0
Points per game	71.3	76.5	11/27/20	at Marquette	L 50-75	0
Scoring margin	-5.2	-	12/01/20	at Dayton	L 63-66	0
FIELD GOALS-ATT	430-1003	434-934	12/03/20	CHICAGO STATE	w 78-56	0
Field goal pct	.429	.465	12/05/20	at Green Bay	Wo2 93-91	0
3 POINT FG-ATT	108-337	130-334	12/09/20	at Evansville	L 65-68	0
3-point FG pct	.320	.389	12/12/20	WESTERN ILLINOIS	w 92-88	0
3-pt FG made per game	6.8	8.1	* 12/30/20	at Eastern Kentucky	L 61-69	704
FREE THROWS-ATT	173-261	226-318	* 01/02/21	TENNESSEE TECH	w 87-81	0
Free throw pct	.663	.711	* 01/07/21	MURRAY STATE	w 74-68	0
F-Throws made per game	10.8	14.1	* 01/09/21	AUSTIN PEAY	L 71-74	0
REBOUNDS	561	590	* 01/14/21	MOREHEAD STATE	L 61-87	0
Rebounds per game	35.1	36.9	* 01/16/21	EASTERN KENTUCKY	Lot 85-93	0
Rebounding margin	-1.8	-	* 01/21/21	at Belmont	L 66-79	247
ASSISTS	204	224	* 01/23/21	at Tennessee St.	L 54-65	338
Assists per game	12.8	14.0	* 01/26/21	SIUE	L 74-87	0
TURNOVERS	215	228				
Turnovers per game	13.4	14.3				
Turnover margin	+0.8	-				
Assist/turnover ratio	0.9	1.0				
STEALS	121	115				
Steals per game	7.6	7.2				
BLOCKS	53	55				
Blocks per game	3.3	3.4				
ATTENDANCE	0	1289				
Home games-Avg/Game	8-0	8-161				
Neutral site-Avg/Game	-	0-0				

* - OVC game

Score by Periods	1st	2nd	OT	OT2	Totals
Eastern Illinois	501	612	20	8	1141
Opponents	561	629	28	6	1224

EASTERN ILLINOIS MEN'S BASKETBALL STATISTICS - OVC

RECORD:	OVERALL	HOME	AWAY	NEUTRAL
ALL GAMES	2-7	2-4	0-3	0-0
CONFERENCE	2-7	2-4	0-3	0-0
NON-CONFERENCE	0-0	0-0	0-0	0-0

#	Player	gp-gs	min	avg	Total		3-Point		F-Throw		Rebounds				pf	dq	a	to	blk	stl	pts	avg
					fg-fga	fg%	3fg-fga	3fg%	ft-fta	ft%	off	def	tot	avg								
04	JOHNSON, Marvin	9-9	284	31.6	62-141	.440	11-36	.306	23-30	.767	12	38	50	5.6	23	1	42	40	6	20	158	17.6
22	WALLACE, Josiah	6-6	188	31.3	33-67	.493	5-20	.250	18-21	.857	1	30	31	5.2	6	0	20	16	1	7	89	14.8
20	FRIDAY IV, Sammy	7-6	117	16.7	29-43	.674	0-0	.000	14-20	.700	16	18	34	4.9	9	0	3	7	3	2	72	10.3
01	CHARLES, Kashawn	6-3	149	24.8	18-47	.383	9-30	.300	3-4	.750	1	17	18	3.0	4	0	8	7	0	8	48	8.0
03	SMITH, Mack	5-4	151	30.2	15-45	.333	8-37	.216	1-3	.333	2	11	13	2.6	11	0	9	6	3	6	39	7.8
13	ABRAHAM, Henry	9-3	207	23.0	20-52	.385	16-47	.340	1-4	.250	1	13	14	1.6	9	0	9	8	0	7	57	6.3
35	DIXON, George	8-7	181	22.6	17-52	.327	0-2	.000	8-17	.471	19	21	40	5.0	20	2	6	11	2	11	42	5.3
02	SKIPPER-BROWN, Jor	4-2	75	18.8	9-18	.500	0-1	.000	2-6	.333	9	9	18	4.5	8	0	7	8	5	3	20	5.0
11	ALLERUZZO IV, Barlo	6-2	125	20.8	8-27	.296	6-16	.375	5-6	.833	4	9	13	2.2	17	0	4	3	3	0	27	4.5
21	DIARRA, Madani	9-0	111	12.3	16-26	.615	0-0	.000	7-9	.778	16	17	33	3.7	17	0	0	8	2	2	39	4.3
05	FARQUHAR, Junior	5-2	101	20.2	5-15	.333	1-6	.167	6-9	.667	3	5	8	1.6	9	0	6	4	2	0	17	3.4
25	DEANG, Deang	7-1	99	14.1	9-25	.360	2-10	.200	0-2	.000	1	7	8	1.1	12	0	6	8	1	5	20	2.9
10	LEONARD, Ryan	3-0	35	11.7	1-3	.333	1-1	1.000	2-4	.500	1	2	3	1.0	3	0	1	3	0	1	5	1.7
12	SCHNYDERS, Micah	1-0	2	2.0	0-0	.000	0-0	.000	0-0	.000	0	0	0	0.0	0	0	0	0	0	0	0	0.0
Team											14	17	31				8					
Total.....		9	1825		242-561	.431	59-206	.286	90-135	.667	100	214	314	34.9	148	3	121	137	28	72	633	70.3
Opponents.....		9	1825		257-541	.475	68-184	.370	121-173	.699	95	244	339	37.7	135	-	127	136	30	78	703	78.1

TEAM STATISTICS	EIU	OPP	Date	Opponent	Score	Att.
SCORING	633	703	* 12/30/20	at Eastern Kentucky	L 61-69	704
Points per game	70.3	78.1	* 01/02/21	TENNESSEE TECH	W 87-81	0
Scoring margin	-7.8	-	* 01/07/21	MURRAY STATE	W 74-68	0
FIELD GOALS-ATT	242-561	257-541	* 01/09/21	AUSTIN PEAY	L 71-74	0
Field goal pct	.431	.475	* 01/14/21	MOREHEAD STATE	L 61-87	0
3 POINT FG-ATT	59-206	68-184	* 01/16/21	EASTERN KENTUCKY	Lot 85-93	0
3-point FG pct	.286	.370	* 01/21/21	at Belmont	L 66-79	247
3-pt FG made per game	6.6	7.6	* 01/23/21	at Tennessee St.	L 54-65	338
FREE THROWS-ATT	90-135	121-173	* 01/26/21	SIUE	L 74-87	0
Free throw pct	.667	.699				
F-Throws made per game	10.0	13.4				
REBOUNDS	314	339				
Rebounds per game	34.9	37.7				
Rebounding margin	-2.8	-				
ASSISTS	121	127				
Assists per game	13.4	14.1				
TURNOVERS	137	136				
Turnovers per game	15.2	15.1				
Turnover margin	-0.1	-				
Assist/turnover ratio	0.9	0.9				
STEALS	72	78				
Steals per game	8.0	8.7				
BLOCKS	28	30				
Blocks per game	3.1	3.3				
ATTENDANCE	0	1289				
Home games-Avg/Game	6-0	3-430				
Neutral site-Avg/Game	-	0-0				

* - OVC game

Score by Periods	1st	2nd	OT	Totals
Eastern Illinois	284	338	11	633
Opponents	330	354	19	703

EASTERN ILLINOIS MEN'S BASKETBALL GAME HIGHS

Opponent	Date	Score	Points	Rebounds	Assists	Steals	Blocked shots
at #7 Wisconsin	11/25/20	67-77	22-WALLACE, Josiah	10-DIXON, George	3-WALLACE, Josiah JOHNSON, Marvin	3-SKIPPER-BROWN,	1-SMITH, Mack DIXON, George WALLACE, Josiah SKIPPER-BROWN,
at Marquette	11/27/20	50-75	15-WALLACE, Josiah	5-DIXON, George SKIPPER-BROWN,	2-FARQUHAR, Junio JOHNSON, Marvin SMITH, Mack DIXON, George	3-DIXON, George	2-SKIPPER-BROWN,
at Dayton	12/01/20	63-66	14-JOHNSON, Marvin	6-DIXON, George SKIPPER-BROWN,	4-WALLACE, Josiah	1-FRIDAY IV, Sammy CHARLES, Kashaw JOHNSON, Marvin	1-FARQUHAR, Junio
CHICAGO STATE	12/03/20	78-56	16-FRIDAY IV, Samm	7-FRIDAY IV, Sammy DIXON, George	3-SMITH, Mack JOHNSON, Marvin WALLACE, Josiah	4-DIXON, George	2-SKIPPER-BROWN,
at Green Bay	12/05/20	93-91	27-WALLACE, Josiah	12-FRIDAY IV, Samm DIXON, George	4-JOHNSON, Marvin	4-DIXON, George	1-DIXON, George JOHNSON, Marvin WALLACE, Josiah
at Evansville	12/09/20	65-68	17-JOHNSON, Marvin WALLACE, Josiah	5-JOHNSON, Marvin	4-SMITH, Mack	3-DIXON, George	1-SKIPPER-BROWN,
WESTERN ILLINOIS	12/12/20	92-88	22-WALLACE, Josiah	11-JOHNSON, Marvin	6-JOHNSON, Marvin	2-JOHNSON, Marvin WALLACE, Josiah	3-SKIPPER-BROWN, JOHNSON, Marvin
at Eastern Kentucky	12/30/20	61-69	12-DIXON, George	15-DIXON, George	5-DEANG, Deang	3-SKIPPER-BROWN,	2-SKIPPER-BROWN,
TENNESSEE TECH	01/02/21	87-81	19-JOHNSON, Marvin WALLACE, Josiah	9-SKIPPER-BROWN,	10-JOHNSON, Marvin	3-DIXON, George JOHNSON, Marvin	1-FARQUHAR, Junio JOHNSON, Marvin SKIPPER-BROWN,
MURRAY STATE	01/07/21	74-68	22-JOHNSON, Marvin	10-WALLACE, Josiah	4-WALLACE, Josiah JOHNSON, Marvin	3-CHARLES, Kashaw	1-DIARRA, Madani SMITH, Mack DIXON, George DEANG, Deang SKIPPER-BROWN, WALLACE, Josiah JOHNSON, Marvin
AUSTIN PEAY	01/09/21	71-74	16-SMITH, Mack	5-ALLERUZZO IV, B	7-JOHNSON, Marvin	5-JOHNSON, Marvin	3-JOHNSON, Marvin
MOREHEAD STATE	01/14/21	61-87	18-JOHNSON, Marvin	8-DIARRA, Madani	3-CHARLES, Kashaw ABRAHAM, Henry	2-JOHNSON, Marvin CHARLES, Kashaw	2-FRIDAY IV, Sammy ALLERUZZO IV, Ba
EASTERN KENTUCKY	01/16/21	85-93	20-JOHNSON, Marvin	7-ABRAHAM, Henry JOHNSON, Marvin DIARRA, Madani	8-JOHNSON, Marvin	2-FRIDAY IV, Sammy ABRAHAM, Henry	1-SMITH, Mack
at Belmont	01/21/21	66-79	20-FRIDAY IV, Samm	10-FRIDAY IV, Samm JOHNSON, Marvin	3-WALLACE, Josiah JOHNSON, Marvin	1-DIXON, George ABRAHAM, Henry WALLACE, Josiah	1-FRIDAY IV, Sammy
at Tennessee St.	01/23/21	54-65	16-JOHNSON, Marvin	6-DIARRA, Madani WALLACE, Josiah	4-WALLACE, Josiah FARQUHAR, Junior	5-JOHNSON, Marvin	1-ALLERUZZO IV, B FARQUHAR, Junior
SIUE	01/26/21	74-87	28-JOHNSON, Marvin	6-JOHNSON, Marvin	4-WALLACE, Josiah JOHNSON, Marvin	2-JOHNSON, Marvin DIARRA, Madani WALLACE, Josiah	1-DIARRA, Madani

EASTERN ILLINOIS MEN'S BASKETBALL TEAM GAME-BY-GAME

Opponent	Date	Score		Total		3-Pointers		Free throws		Rebounds				pf	a	t/o	blk	stl	pts	avg
				fg-fga	pct	3fg-fga	pct	ft-fta	pct	off	def	tot	avg							
at #7 Wisconsin	11/25/20	67-77	L	23-66	.348	6-19	.316	15-15	1.000	13	27	40	40.0	20	8	11	4	4	67	67.0
at Marquette	11/27/20	50-75	L	16-61	.262	7-24	.292	11-18	.611	10	21	31	35.5	23	11	13	3	7	50	58.5
at Dayton	12/01/20	63-66	L	26-61	.426	6-13	.462	5-9	.556	13	20	33	34.7	16	12	15	1	3	63	60.0
CHICAGO STATE	12/03/20	78-56	W	31-64	.484	5-19	.263	11-16	.688	14	26	40	36.0	13	11	10	3	12	78	64.5
at Green Bay	12/05/20	93-91	Wot	35-71	.493	5-17	.294	18-28	.643	13	26	39	36.6	15	12	12	3	9	93	70.2
at Evansville	12/09/20	65-68	L	24-52	.462	11-18	.611	6-11	.545	4	23	27	35.0	19	12	10	1	5	65	69.3
WESTERN ILLINOIS	12/12/20	92-88	W	33-67	.493	9-21	.429	17-29	.586	11	26	37	35.3	18	17	7	10	9	92	72.6
at Eastern Kentucky	12/30/20	61-69	L	22-66	.333	6-20	.300	11-14	.786	19	30	49	37.0	20	15	24	4	12	61	71.1
TENNESSEE TECH	01/02/21	87-81	W	32-55	.582	7-14	.500	16-25	.640	10	26	36	36.9	19	17	17	3	9	87	72.9
MURRAY STATE	01/07/21	74-68	W	30-62	.484	5-18	.278	9-12	.750	10	20	30	36.2	13	14	14	7	9	74	73.0
AUSTIN PEAY	01/09/21	71-74	L	24-58	.414	10-35	.286	13-14	.929	6	22	28	35.5	17	12	12	5	11	71	72.8
MOREHEAD STATE	01/14/21	61-87	L	24-65	.369	7-28	.250	6-14	.429	13	21	34	35.3	14	11	10	4	6	61	71.8
EASTERN KENTUCKY	01/16/21	85-93	Lot	32-73	.438	6-28	.214	15-25	.600	12	32	44	36.0	20	20	18	1	7	85	72.8
at Belmont	01/21/21	66-79	L	26-60	.433	8-18	.444	6-7	.857	15	27	42	36.4	13	10	20	1	3	66	72.4
at Tennessee St.	01/23/21	54-65	L	21-64	.328	6-26	.231	6-6	1.000	8	18	26	35.7	15	10	12	2	8	54	71.1
SIUE	01/26/21	74-87	L	31-58	.534	4-19	.211	8-18	.444	7	18	25	35.1	17	12	10	1	7	74	71.3
Eastern Illinois		1141		430-1003	.429	108-337	.320	173-261	.663	178	383	561	35.1	272	204	215	53	121	1141	71.3
Opponents		1224		434-934	.465	130-334	.389	226-318	.711	150	440	590	36.9	252	224	228	55	115	1224	76.5

Games played: 16
Points/game: 71.3
FG Pct: 42.9
3FG Pct: 32.0
FT Pct: 66.3

Rebounds/game: 35.1
Assists/game: 12.8
Turnovers/game: 13.4
Assist/turnover ratio: 0.9
Steals/game: 7.6
Blocks/game: 3.3

EASTERN ILLINOIS MEN'S BASKETBALL POINTS-REBOUNDS-ASSISTS

Opponent	Date	Score		01	02	03	04	05	10	11
				CHARLES,KA	SKIPPER-BR	SMITH,MACK	JOHNSON,MA	FARQUHAR,J	LEONARD,RY	ALLERUZZO
at #7 Wisconsin	11/25/20	67-77	L	3-3-0	14-5-0	3-2-0	6-2-3	9-3-2	DNP	0-2-0
at Marquette	11/27/20	50-75	L	10-1-0	4-5-1	12-4-2	4-2-2	0-2-2	DNP	0-1-0
at Dayton	12/01/20	63-66	L	9-3-0	4-6-2	13-2-1	14-3-3	1-3-2	DNP	0-2-0
CHICAGO STATE	12/03/20	78-56	w	4-1-0	13-2-0	9-6-3	11-6-3	4-1-0	DNP	4-2-0
at Green Bay	12/05/20	93-91	w	2-1-0	8-0-0	9-1-2	11-5-4	0-0-1	DNP	3-1-0
at Evansville	12/09/20	65-68	L	9-2-0	4-3-1	12-3-4	17-5-1	0-1-0	DNP	4-4-0
WESTERN ILLINOIS	12/12/20	92-88	w	11-1-1	10-2-1	13-2-2	11-11-6	5-3-2	DNP	0-0-0
at Eastern Kentucky	12/30/20	61-69	L	2-3-1	7-4-3	8-1-1	9-5-3	7-3-0	DNP	DNP
TENNESSEE TECH	01/02/21	87-81	w	16-4-0	7-9-1	DNP	19-6-10	2-1-1	DNP	DNP
MURRAY STATE	01/07/21	74-68	w	6-2-1	4-3-3	7-1-0	22-5-4	DNP	DNP	DNP
AUSTIN PEAY	01/09/21	71-74	L	1-1-1	2-2-0	16-1-0	12-2-7	DNP	DNP	13-5-2
MOREHEAD STATE	01/14/21	61-87	L	13-4-3	DNP	1-6-1	18-4-2	DNP	0-0-0	3-2-0
EASTERN KENTUCKY	01/16/21	85-93	L	10-4-2	DNP	7-4-7	20-7-8	DNP	2-1-0	6-1-1
at Belmont	01/21/21	66-79	L	DNP	DNP	DNP	14-10-3	4-1-0	3-2-1	0-1-0
at Tennessee St.	01/23/21	54-65	L	DNP	DNP	DNP	16-5-1	3-2-4	DNP	3-2-0
SIUE	01/26/21	74-87	L	DNP	DNP	DNP	28-6-4	1-1-1	DNP	2-2-1

Opponent	Date	Score		12	13	20	21	22	25	35
				SCHNYDERS,	ABRAHAM,HE	FRIDAY IV,	DIARRA,MAD	WALLACE,JO	DEANG,DEAN	DIXON,GEOR
at #7 Wisconsin	11/25/20	67-77	L	DNP	DNP	2-4-0	0-0-0	22-4-3	DNP	8-10-0
at Marquette	11/27/20	50-75	L	DNP	DNP	0-3-1	0-0-0	15-4-1	DNP	5-5-2
at Dayton	12/01/20	63-66	L	DNP	DNP	6-4-0	2-1-0	6-2-4	DNP	8-6-0
CHICAGO STATE	12/03/20	78-56	w	DNP	0-2-0	16-7-0	DNP	15-2-3	DNP	2-7-2
at Green Bay	12/05/20	93-91	w	DNP	11-1-1	14-12-0	DNP	27-5-2	DNP	8-12-2
at Evansville	12/09/20	65-68	L	DNP	DNP	2-1-0	0-1-1	17-2-2	DNP	0-2-3
WESTERN ILLINOIS	12/12/20	92-88	w	DNP	DNP	16-3-0	2-0-0	22-4-4	DNP	2-7-1
at Eastern Kentucky	12/30/20	61-69	L	DNP	9-2-0	7-8-0	0-1-0	DNP	0-3-5	12-15-2
TENNESSEE TECH	01/02/21	87-81	w	DNP	3-0-0	9-3-1	4-0-0	19-4-3	0-0-1	8-6-0
MURRAY STATE	01/07/21	74-68	w	DNP	6-1-1	4-2-1	2-1-0	18-10-4	2-1-0	3-2-0
AUSTIN PEAY	01/09/21	71-74	L	DNP	3-0-0	6-2-0	4-2-0	14-2-2	0-0-0	0-3-0
MOREHEAD STATE	01/14/21	61-87	L	0-0-0	8-0-3	8-5-0	3-8-0	DNP	DNP	7-3-2
EASTERN KENTUCKY	01/16/21	85-93	L	DNP	6-7-1	18-4-1	6-7-0	DNP	DNP	10-6-0
at Belmont	01/21/21	66-79	L	DNP	8-2-2	20-10-0	2-4-0	10-6-3	5-0-0	0-4-1
at Tennessee St.	01/23/21	54-65	L	DNP	12-1-0	DNP	8-6-0	8-6-4	2-1-0	2-1-1
SIUE	01/26/21	74-87	L	DNP	2-1-2	DNP	10-4-0	20-3-4	11-3-0	DNP

EASTERN ILLINOIS GAME-BY-GAME STARTING LINE-UP

Date	Game	Result	G	G	G	F	F	Rec. By Line-Up
Nov. 25	at Wisconsin	L 67-77	Smith	Wallace	Farquhar	Dixon	Friday	0-1 (1)
Nov. 27	at Marquette	L 50-75	Smith	Wallace	Farquhar	Dixon	Skipper-Brown	0-1 (2)
Dec. 1	at Dayton	L 63-66	Smith	Wallace	Farquhar	Dixon	Skipper-Brown	0-2 (2)
Dec. 3	Chicago State	W 78-56	Smith	Wallace	Farquhar	Dixon	Skipper-Brown	1-2 (2)
Dec. 5	at Green Bay	W 93-91 (2ot)	Smith	Wallace	Johnson	Dixon	Skipper-Brown	1-0 (3)
Dec. 9	at Evansville	L 65-68	Smith	Wallace	Johnson	Dixon	Friday	0-1 (4)
Dec. 12	Western Illinois	W 92-88	Smith	Wallace	Johnson	Dixon	Friday	1-1 (4)
Dec. 30	at Eastern Kentucky *	L 61-69	Smith	Farquhar	Johnson	Dixon	Friday	0-1 (5)
Jan. 2	Tennessee Tech *	W 87-81	Farquhar	Wallace	Johnson	Dixon	Friday	1-0 (6)
Jan. 7	Murray State *	W 74-68	Charles	Wallace	Johnson	Friday	Skipper-Brown	1-0 (7)
Jan. 9	Austin Peay *	L 71-74	Smith	Wallace	Johnson	Dixon	Skipper-Brown	1-1 (3)
Jan. 14	Morehead State *	L 61-87	Smith	Charles	Johnson	Dixon	Friday	0-1 (8)
Jan. 16	Eastern Kentucky *	L 85-93 (ot)	Smith	Charles	Johnson	Dixon	Friday	0-2 (8)
Jan. 21	at Belmont *	L 66-79	Abraham	Wallace	Johnson	Dixon	Friday	0-1 (9)
Jan. 23	at Tennessee State *	L 54-65	Abraham	Wallace	Johnson	Dixon	Alleruzzo IV	0-1 (10)
Jan. 26	SIUE *	L 74-87	Abraham	Wallace	Johnson	Deang	Alleruzzo IV	0-1 (11)

EASTERN ILLINOIS CAREER DOUBLE-DOUBLES

GEORGE DIXON (12)

13 pts, 10 reb at Texas Tech (Nov. 5, 2019)
 15 pts, 11 reb vs. Saint Francis (Ill.) (Nov. 22, 2019)
 24 pts, 13 reb vs. Green Bay (Dec. 7, 2019)
 14 pts, 12 reb at Milwaukee (Dec. 14, 2019)
 11 pts, 10 reb at Tennessee State (Jan. 2, 2020)
 15 pts, 11 reb at Eastern Kentucky (Jan. 9, 2020)
 11 pts, 11 reb vs. Southeast Missouri (Jan. 25, 2020)
 10 points, 15 reb at Murray State (Jan. 30, 2020)
 12 points, 10 reb at UT Martin (Feb. 15, 2020)
 14 pts, 11 reb vs Austin Peay (Feb. 22, 2020)
 15 pts, 12 reb vs. Austin Peay (March 5, 2020) at OVC Tournament
 12 points, 15 reb at Eastern Kentucky (Dec. 30, 2020)

SAMMY FRIDAY IV (2)

14 pts, 12 reb at Green Bay (Dec. 5, 2020)
 20 pts, 10 reb at Belmont (Jan. 21, 2021)

MARVIN JOHNSON (3)

11 pts, 11 reb vs Western Illinois (Dec. 12, 2020)
 19 pts, 10 asts vs. Tennessee Tech (Jan. 2, 2021)
 14 pts, 10 reb at Belmont (Jan. 21, 2021)

JORDAN SKIPPER-BROWN (3)

11 pts, 11 reb vs. Chicago State (Nov. 12, 2019)
 12 pts, 10 reb vs. SIUE (Feb. 13, 2020)
 14 points, 13 reb at UT Martin (Feb. 15, 2020)

MACK SMITH (2)

22 pts, 11 reb vs. UT Martin (Jan. 18, 2018)
 14 pts 10 reb vs. Arkansas State (N) (Nov. 24, 2018)

JOSIAH WALLACE (1)

18 pts, 10 reb vs. Murray State (Jan. 7, 2021)

EASTERN ILLINOIS CAREER STATISTICS (RETURNING PLAYERS)

Individual Career History

CHARLES, Kashawn

Season	gp-gs		Total		3-Point		F-Throws		Rebounds				Scoring									
	gp	gs	fg-fga	pct	fg-fga	pct	ft-fta	pct	off	def	tot	avg	pf	fo	ast	to	blk	stl	pts	avg		
2018-19	31	0	324/10.5	.486	54-111	.486	30-66	.455	11-16	.688	4	31	35	1.1	23	0	16	18	1	15	149	4.8
2019-20	29	2	381/13.1	.474	64-135	.474	38-85	.447	14-20	.700	7	28	35	1.2	29	0	10	12	1	14	180	6.2
2020-21	13	3	265/20.4	.389	35-90	.389	21-60	.350	5-8	.625	3	27	30	2.3	13	0	9	8	0	12	96	7.4
TOTAL	73	5	970/13.3	.455	153-336	.455	89-211	.422	30-44	.682	14	86	100	1.4	65	0	35	38	2	41	425	5.8

DEANG, Deang

Season	gp-gs		Total		3-Point		F-Throws		Rebounds				Scoring									
	gp	gs	fg-fga	pct	fg-fga	pct	ft-fta	pct	off	def	tot	avg	pf	fo	ast	to	blk	stl	pts	avg		
2019-20	10	5	225/22.5	.418	33-79	.418	8-22	.364	21-31	.677	9	25	34	3.4	23	0	30	16	0	17	95	9.5
2020-21	7	1	99/14.1	.360	9-25	.360	2-10	.200	0-2	.000	1	7	8	1.1	12	0	6	8	1	5	20	2.9
TOTAL	17	6	324/19.1	.404	42-104	.404	10-32	.313	21-33	.636	10	32	42	2.5	35	0	36	24	1	22	115	6.8

DIXON, George

Season	gp-gs		Total		3-Point		F-Throws		Rebounds				Scoring									
	gp	gs	fg-fga	pct	fg-fga	pct	ft-fta	pct	off	def	tot	avg	pf	fo	ast	to	blk	stl	pts	avg		
2019-20	32	31	945/29.5	.527	136-258	.527	3-9	.333	76-133	.571	110	171	281	8.8	88	0	50	43	27	46	351	11.0
2020-21	15	14	362/24.1	.320	31-97	.320	0-3	.000	13-29	.448	40	49	89	5.9	34	2	16	18	5	26	75	5.0
TOTAL	47	45	1307/27.8	.470	167-355	.470	3-12	.250	89-162	.549	150	220	370	7.9	122	2	66	61	32	72	426	9.1

JOHNSON, Marvin

Season	gp-gs		Total		3-Point		F-Throws		Rebounds				Scoring									
	gp	gs	fg-fga	pct	fg-fga	pct	ft-fta	pct	off	def	tot	avg	pf	fo	ast	to	blk	stl	pts	avg		
2019-20	26	9	574/22.1	.393	84-214	.393	9-33	.273	52-71	.732	26	66	92	3.5	54	0	77	78	10	37	229	8.8
2020-21	16	12	468/29.3	.441	93-211	.441	17-52	.327	29-41	.707	19	65	84	5.3	44	2	64	62	11	29	232	14.5
TOTAL	42	21	1042/24.8	.416	177-425	.416	26-85	.306	81-112	.723	45	131	176	4.2	98	2	141	140	21	66	461	11.0

SKIPPER-BROWN, Jordan

Season	gp-gs		Total		3-Point		F-Throws		Rebounds				Scoring									
	gp	gs	fg-fga	pct	fg-fga	pct	ft-fta	pct	off	def	tot	avg	pf	fo	ast	to	blk	stl	pts	avg		
2019-20	32	8	599/18.7	.640	87-136	.640	0-2	.000	39-60	.650	58	88	146	4.6	102	5	37	39	32	16	213	6.7
2020-21	11	6	227/20.6	.525	31-59	.525	2-8	.250	13-25	.520	12	29	41	3.7	17	0	12	15	14	8	77	7.0
TOTAL	43	14	826/19.2	.605	118-195	.605	2-10	.200	52-85	.612	70	117	187	4.3	119	5	49	54	46	24	290	6.7

SMITH, Mack

Season	gp-gs		Total		3-Point		F-Throws		Rebounds				Scoring									
	gp	gs	fg-fga	pct	fg-fga	pct	ft-fta	pct	off	def	tot	avg	pf	fo	ast	to	blk	stl	pts	avg		
2017-18	25	20	682/27.3	.459	106-231	.459	54-139	.388	44-59	.746	5	91	96	3.8	55	2	35	41	5	17	310	12.4
2018-19	32	32	970/30.3	.397	137-345	.397	81-219	.370	53-77	.688	16	118	134	4.2	74	1	49	39	7	22	408	12.8
2019-20	32	31	1005/31.4	.427	147-344	.427	79-227	.348	55-75	.733	11	88	99	3.1	46	0	59	30	15	25	428	13.4
2020-21	12	11	364/30.3	.368	39-106	.368	25-81	.309	7-13	.538	5	28	33	2.8	31	0	23	14	5	10	110	9.2
TOTAL	101	94	3021/29.9	.418	429-1026	.418	239-666	.359	159-224	.710	37	325	362	3.6	206	3	166	124	32	74	1256	12.4

WALLACE, Josiah

Season	gp-gs		Total		3-Point		F-Throws		Rebounds				Scoring									
	gp	gs	fg-fga	pct	fg-fga	pct	ft-fta	pct	off	def	tot	avg	pf	fo	ast	to	blk	stl	pts	avg		
2018-19	32	32	1044/32.6	.411	173-421	.411	61-173	.353	89-111	.802	20	105	125	3.9	48	1	92	80	7	25	496	15.5
2019-20	32	31	1028/32.1	.461	196-425	.461	31-95	.326	77-109	.706	13	129	142	4.4	39	0	75	73	11	24	500	15.6
2020-21	13	13	407/31.3	.490	77-157	.490	12-30	.400	47-55	.855	4	50	54	4.2	9	0	39	25	5	14	213	16.4
TOTAL	77	76	2479/32.2	.445	446-1003	.445	104-298	.349	213-275	.775	37	284	321	4.2	96	1	206	178	23	63	1209	15.7

**Game 1 - November 25, 2020 at Madison, Wisconsin (Kohl Center)
No. 7 Wisconsin 77, Eastern Illinois 67**

Eastern Illinois 67 • 0-1-0 OVC

##	Player	Total			3-Ptr			Rebounds			PF	TP	A	TO	Blk	Stl	Min
		FG-FGA	FG-FGA	FT-FTA	FG-FGA	FG-FGA	FT-FTA	Off	Def	Tot							
25	FRIDAY IV, Sammy	f	1-2	0-0	0-0	3	1	4	3	2	0	1	0	0	11		
30	DIXON, George	f	3-9	0-0	2-2	5	5	10	3	8	0	1	1	0	24		
03	SMITH, Mack	g	1-10	1-9	0-0	0	2	2	4	3	0	2	1	1	31		
05	FARQUHAR, Junior	g	1-6	1-2	6-6	1	2	3	3	9	2	1	0	0	25		
22	WALLACE, Josiah	g	9-16	1-1	3-3	0	4	4	0	22	3	2	1	0	31		
01	CHARLES, Kashawn	g	1-5	1-3	0-0	0	3	3	1	3	0	0	0	0	15		
02	SKIPPER-BROWN, Jorda	f	5-10	2-3	2-2	0	5	5	0	14	0	1	1	3	22		
04	JOHNSON, Marvin	g	2-5	0-0	2-2	1	1	2	3	6	3	1	0	0	20		
11	ALLERUZZO IV, Barlow	g	0-1	0-1	0-0	0	2	2	2	0	0	1	0	0	10		
21	DIARRA, Madani	g	0-2	0-0	0-0	0	0	0	1	0	0	0	0	0	11		
Team						3	2	5				1					
Totals			23-66	6-19	15-15	13	27	40	20	67	8	11	4	4	200		

FG % 1st Half: 8-34 23.5% 2nd half: 15-32 46.9% Game: 23-66 34.8% Deadball Rebounds 1,2
 3FG % 1st Half: 2-7 28.6% 2nd half: 4-12 33.3% Game: 6-19 31.6%
 FT % 1st Half: 2-2 100.0 2nd half: 13-13 100.0 Game: 15-15 100.0

#7 Wisconsin 77 • 1-0-0 Big Ten

##	Player	Total			3-Ptr			Rebounds			PF	TP	A	TO	Blk	Stl	Min
		FG-FGA	FG-FGA	FT-FTA	FG-FGA	FG-FGA	FT-FTA	Off	Def	Tot							
02	Aleem Ford	f	0-4	0-2	1-2	1	2	3	1	1	2	1	1	0	18		
35	Nate Reuvers	f	6-10	2-3	4-5	2	7	9	2	18	1	0	5	1	29		
11	Micah Potter	c	3-7	1-2	2-2	2	6	8	3	9	2	2	0	0	23		
00	D'Mitrik Trice	g	2-6	1-4	6-8	0	2	2	1	11	5	0	0	3	29		
34	Brad Davison	g	2-8	2-5	0-0	0	5	5	2	6	1	1	0	0	30		
01	Jonathan Davis	g	4-7	0-1	0-0	1	1	2	1	8	1	2	1	1	15		
05	Tyler Wahl	g	2-6	0-3	5-6	0	0	0	1	9	0	0	2	1	19		
12	Trevor Anderson	g	0-1	0-0	0-2	0	3	3	1	0	3	0	0	0	11		
14	Carter Gilmore	g	0-1	0-1	0-0	0	0	0	1	0	0	0	0	0	2		
20	Ben Carlson	g	4-5	1-2	4-4	0	2	2	1	13	1	0	1	0	17		
22	Steven Crowl	g	1-2	0-0	0-0	1	0	1	1	2	0	1	0	0	5		
32	Joe Hedstrom	g	0-0	0-0	0-0	0	0	0	0	0	0	0	0	0	2		
Team						1	1	2									
Totals			24-57	7-23	22-29	8	29	37	15	77	16	7	10	6	200		

FG % 1st Half: 15-29 51.7% 2nd half: 9-28 32.1% Game: 24-57 42.1% Deadball Rebounds 3
 3FG % 1st Half: 4-12 33.3% 2nd half: 3-11 27.3% Game: 7-23 30.4%
 FT % 1st Half: 9-11 81.8% 2nd half: 13-18 72.2% Game: 22-29 75.9%

Officials: Bobby Daw, Dan Dorian, Mark Riggs
 Technical fouls: Eastern Illinois-None. #7 Wisconsin-None.
 Attendance:
 2020-21 Men's Basketball. Round: 0. Eastern Ill. vs Wisconsin. Played at Kohl

Score by periods	1st	2nd	Total
Eastern Illinois	20	47	67
#7 Wisconsin	43	34	77

Last FG - EIU 2nd-00:09, WISC 2nd-00:27.
 Largest lead - EIU None, WISC by 27 2nd-19:20.
 EIU led for 00:00. WISC led for 38:20. Game was tied for 01:40.

Points In Off 2nd Fast Bench
 EIU 24 9 12 7 23
 WISC 32 13 4 7 32

Score tied - 0 times.
 Lead changed - 0 times.

**Game 2 - November 27, 2020 at Milwaukee, Wisconsin (Fiserv Forum)
Marquette 75, Eastern Illinois 50**

Eastern Illinois 50 • 0-2-0 OVC

##	Player	Total			3-Ptr			Rebounds			PF	TP	A	TO	Blk	Stl	Min
		FG-FGA	FG-FGA	FT-FTA	FG-FGA	FG-FGA	FT-FTA	Off	Def	Tot							
02	SKIPPER-BROWN, Jorda	f	2-7	0-2	0-3	2	3	5	2	4	1	1	2	0	29		
35	DIXON, George	f	2-9	0-1	1-3	2	3	5	2	5	2	2	0	3	23		
03	SMITH, Mack	g	3-13	3-10	3-4	0	4	4	4	12	2	0	0	0	27		
05	FARQUHAR, Junior	g	0-4	0-1	0-0	1	1	2	2	0	2	3	0	0	20		
22	WALLACE, Josiah	g	4-9	1-1	6-7	0	4	4	0	15	1	1	0	2	31		
01	CHARLES, Kashawn	g	3-6	3-5	1-1	0	1	1	1	10	0	0	0	1	16		
04	JOHNSON, Marvin	g	2-10	0-3	0-0	1	1	2	4	4	2	3	1	1	24		
11	ALLERUZZO IV, Barlow	g	0-1	0-1	0-0	0	1	1	5	0	0	1	0	0	17		
20	FRIDAY IV, Sammy	g	0-2	0-0	0-0	3	0	3	3	0	1	1	0	0	10		
21	DIARRA, Madani	g	0-0	0-0	0-0	0	0	0	0	0	0	0	0	0	3		
Team						1	3	4			1						
Totals			16-61	7-24	11-18	10	21	31	23	50	11	13	3	7	200		

FG % 1st Half: 8-32 25.0% 2nd half: 8-29 27.6% Game: 16-61 26.2% Deadball Rebounds 2
 3FG % 1st Half: 4-12 33.3% 2nd half: 3-12 25.0% Game: 7-24 29.2%
 FT % 1st Half: 6-7 85.7% 2nd half: 5-11 45.5% Game: 11-18 61.1%

Marquette 75 • 2-0-0 Big East

##	Player	Total			3-Ptr			Rebounds			PF	TP	A	TO	Blk	Stl	Min
		FG-FGA	FG-FGA	FT-FTA	FG-FGA	FG-FGA	FT-FTA	Off	Def	Tot							
04	Theo John	f	3-3	1-1	2-3	2	7	9	3	9	1	0	2	1	29		
23	Jamal Cain	f	2-7	0-0	2-4	3	4	7	3	6	1	1	0	1	21		
33	Dawson Garcia	f	5-10	3-4	3-3	0	8	8	2	16	0	2	1	0	28		
10	Smyir Torrence	g	1-5	0-3	4-6	0	3	3	0	6	6	3	0	1	28		
25	Koby McEwen	g	4-8	2-3	4-4	0	5	5	4	14	1	2	0	1	24		
02	Justin Lewis	g	2-4	1-2	5-10	2	6	8	0	10	0	2	0	1	21		
05	Greg Elliott	g	0-1	0-1	0-0	0	1	1	2	0	2	1	0	0	14		
13	Oso Ighodaro	g	0-1	0-0	0-0	0	0	0	0	0	0	0	0	0	3		
21	D.J. Carton	g	5-10	2-5	1-2	2	5	7	2	13	4	3	1	1	30		
55	Jose Perez	g	0-1	0-0	1-2	0	0	0	1	1	0	0	0	0	2		
Team						1	1	2			1						
Totals			22-50	9-19	22-34	10	40	50	17	75	15	15	4	6	200		

FG % 1st Half: 11-23 47.8% 2nd half: 11-27 40.7% Game: 22-50 44.0% Deadball Rebounds 9
 3FG % 1st Half: 6-12 50.0% 2nd half: 3-7 42.9% Game: 9-19 47.4%
 FT % 1st Half: 10-15 66.7% 2nd half: 12-19 63.2% Game: 22-34 64.7%

Officials: Clarence Armstrong, Lamar Simpson, Bo Boroski
 Technical fouls: Eastern Illinois-ALLERUZZO IV, Barlow. Marquette-Koby McEwen.
 Attendance:
 2020-21 Men's Basketball. Round: 0. Eastern Ill. vs Marquette. Played at Fiserv

Score by periods	1st	2nd	Total
Eastern Illinois	26	24	50
Marquette	38	37	75

Last FG - EIU 2nd-03:34, MARQ 2nd-03:08.
 Largest lead - EIU by 1 1st-16:03, MARQ by 26 2nd-02:07.
 EIU led for 00:25. MARQ led for 38:01. Game was tied for 01:34.

Points In Off 2nd Fast Bench
 EIU 24 8 11 7 14
 MARQ 20 14 9 14 24

Score tied - 0 times.
 Lead changed - 2 times.

**Game 3 - December 1, 2020 at Dayton, Ohio (UD Arena)
Dayton 66, Eastern Illinois 63**

Eastern Illinois 63 • 0-3

##	Player	Total			3-Ptr			Rebounds			PF	TP	A	TO	Blk	Stl	Min
		FG-FGA	FG-FGA	FT-FTA	FG-FGA	FG-FGA	FT-FTA	Off	Def	Tot							
02	SKIPPER-BROWN, Jorda	f	2-5	0-0	0-0	1	5	6	1	4	2	1	0	0	26		
35	DIXON, George	f	3-7	0-0	2-5	4	2	6	4	8	0	0	0	0	21		
03	SMITH, Mack	g	5-6	3-3	0-0	0	2	2	2	13	1	0	0	0	27		
05	FARQUHAR, Junior	g	0-3	0-0	1-2	1	2	3	0	0	1	2	1	0	23		
22	WALLACE, Josiah	g	3-14	0-2	0-0	1	1	2	0	6	4	2	0	0	29		
01	CHARLES, Kashawn	g	4-10	1-5	0-0	2	1	3	2	9	0	0	0	1	17		
04	JOHNSON, Marvin	g	6-9	2-3	0-0	0	3	3	3	14	3	6	0	1	27		
11	ALLERUZZO IV, Barlow	g	0-1	0-0	0-0	1	1	2	2	0	0	1	0	0	6		
20	FRIDAY IV, Sammy	g	2-4	0-0	2-2	2	2	4	0	6	0	2	0	1	15		
21	DIARRA, Madani	g	1-2	0-0	0-0	0	1	1	2	2	0	0	0	0	9		
Team						1	0	1			1						
Totals			26-61	6-13	5-9	13	20	33	16	63	12	15	1	3	200		

FG % 1st Half: 13-29 44.8% 2nd half: 13-32 40.6% Game: 26-61 42.6% Deadball Rebounds 2
 3FG % 1st Half: 4-8 50.0% 2nd half: 2-5 40.0% Game: 6-13 46.2%
 FT % 1st Half: 3-6 50.0% 2nd half: 2-3 66.7% Game: 5-9 55.6%

Dayton 66 • 1-0

##	Player	Total			3-Ptr			Rebounds			PF	TP	A	TO	Blk	Stl	Min
		FG-FGA	FG-FGA	FT-FTA	FG-FGA	FG-FGA	FT-FTA	Off	Def	Tot							
40	Chase Johnson	f	5-6	3-3	1-2	2	5	7	2	14	4	2	1	0	34		
32	Jordy Tshimanga	c	3-7	0-0	4-4	1	7	8	3	10	0	1	1	0	26		
00	Rodney Chatman	g	4-9	0-1	1-3	1	1	2	1	9	4	4	0	4	35		
02	Ibi Watson	g	6-11	2-6	2-2	0	6	6	0	16	1	2	0	0	37		
10	Jalen Crutcher	g	4-9	2-4	3-5	0	5	5	1	13	6	4	0	1	36		
12	Zimi Nwokeji	g	0-0	0-0	0-0	0	0	0	0	0	0	0	0	0	3		
14	Moulaye Sissoko	g	1-2	0-0	0-0	0	0	0	1	2	1	1	0	0	11		
23	R.J. Blakney	g	1-2	0-1	0-0	1	0	1	2	2	0	0	0	0	6		
53	Christian Wilson	g	0-1	0-0	0-0	0	0	0	1	0	0	1	0	1	12		
Team						1	0	1									
Totals			24-47	7-15	11-16	6	24	30	11	66	16	15	2	6	200		

FG % 1st Half: 15-26 57.7% 2nd half: 9-21 42.9% Game: 24-47 51.1% Deadball Rebounds 2
 3FG % 1st Half: 4-

Game 5 - December 5, 2020 at Green Bay, Wisconsin (Kress Center)
Eastern Illinois 93, Green Bay 91 (2 ot)

Eastern Illinois 93 • 2-3

##	Player	Total			3-Ptr			Rebounds			PF	TP	A	TO	Blk	Stl	Min
		FG-FGA	FG-FGA	FT-FTA	Off	Def	Tot	Off	Def	Tot							
02	SKIPPER-BROWN,Jorda	f	3-3	0-0	2-2	0	0	0	0	8	0	2	0	1	1	17	
35	DIXON, George	f	4-6	0-0	0-0	4	8	12	3	8	2	1	1	4	3	23	
03	SMITH, Mack	g	3-8	1-5	2-5	0	1	1	1	9	2	2	0	0	38		
04	JOHNSON, Marvin	g	5-11	1-2	0-0	0	5	5	3	11	4	5	1	1	39		
22	WALLACE, Josiah	g	9-16	0-0	9-11	0	5	5	1	27	2	1	1	1	36		
01	CHARLES, Kashawn	g	1-3	0-1	0-0	0	1	1	0	2	0	0	0	0	14		
05	FARQUHAR, Junior	g	0-1	0-0	0-0	0	0	0	1	0	1	0	0	0	11		
11	ALLERUZZO IV, Barlow	g	1-4	0-3	1-2	0	1	1	2	3	0	0	0	0	14		
13	ABRAHAM, Henry	g	4-7	3-6	0-0	0	1	1	1	11	1	1	0	1	16		
20	FRIDAY IV, Sammy	g	5-12	0-0	4-8	8	4	12	3	14	0	0	0	0	29		
Team						1	0	1									
Totals			35-71	5-17	18-28	13	26	39	15	93	12	12	3	9	250		

FG % 1st Half: 14-31 45.2% 2nd half: 16-28 57.1% OT: 5-12 41.7% Game: 35-71 49.3% Deadball Rebounds 6.2
 3FG % 1st Half: 4-12 33.3% 2nd half: 1-5 20.0% OT: 0-0 0.0% Game: 5-17 29.4%
 FT % 1st Half: 5-5 100.0% 2nd half: 6-7 85.7% OT: 7-16 43.8% Game: 18-28 64.3%

Green Bay 91 • 0-3

##	Player	Total			3-Ptr			Rebounds			PF	TP	A	TO	Blk	Stl	Min
		FG-FGA	FG-FGA	FT-FTA	Off	Def	Tot	Off	Def	Tot							
03	Japannah Kellogg III	f	4-7	0-0	3-4	1	3	4	5	11	2	0	2	2	30		
14	Paris Taylor	f	2-7	0-0	0-0	0	4	4	3	4	1	3	0	1	21		
00	Josh Jefferson	g	6-14	4-9	0-0	2	1	3	4	16	1	1	0	0	32		
01	Amari Davis	g	8-15	1-3	3-4	0	3	3	3	20	2	1	1	0	39		
30	Pj Pipes	g	6-14	4-7	2-2	1	3	4	2	18	5	4	0	1	48		
05	Lucas Stieber	g	2-4	0-2	0-0	0	3	3	2	4	4	4	1	2	29		
11	Jacob Jones	g	0-0	0-0	0-0	0	0	0	1	0	0	0	0	0	3		
12	Cem Kirciman	g	0-0	0-0	0-0	0	0	0	0	0	1	0	0	0	3		
13	Ryan Clafin	g	4-5	2-3	0-0	0	3	3	1	10	0	0	0	0	18		
21	Terrance Thompson	g	3-3	1-1	1-2	0	4	4	1	8	1	0	0	0	27		
Team						1	1	2									
Totals			35-69	12-25	9-12	5	25	30	22	91	17	13	4	6	250		

FG % 1st Half: 13-30 43.3% 2nd half: 16-28 57.1% OT: 6-11 54.5% Game: 35-69 50.7% Deadball Rebounds 4.2
 3FG % 1st Half: 4-9 44.4% 2nd half: 6-11 54.5% OT: 2-5 40.0% Game: 12-25 48.0%
 FT % 1st Half: 2-2 100.0% 2nd half: 6-7 85.7% OT: 1-3 33.3% Game: 9-12 75.0%

Officials: Kevin Raheer, Mike Kashirsky, Bobby Daw
 Technical fouls: Eastern Illinois-None. Green Bay-None.
 Attendance:
 First EIU win at Green Bay since Jan. 15, 1988

Score by periods	1st	2nd	OT	OT2	Total
Eastern Illinois	37	39	9	8	93
Green Bay	32	44	9	6	91

Last FG - EIU OT2-00:00, GB OT2-01:14.
 Largest lead - EIU by 8 1st-03:40, GB by 7 2nd-11:27.
 EIU led for 32:59. GB led for 11:18. Game was tied for 05:43.

Points	In	Off	2nd	Fast	Bench
EIU	Paint	T/O	Chance	Break	
Eastern Illinois	50	19	12	10	30
Green Bay	42	14	7	8	22

Score tied - 8 times.
 Lead changed - 12 times.

Game 6 - December 9, 2020 at Evansville, Indiana (Ford Center)
Evansville 68, Eastern Illinois 65

Eastern Illinois 65 • 2-4,0-0 OVC

##	Player	Total			3-Ptr			Rebounds			PF	TP	A	TO	Blk	Stl	Min
		FG-FGA	FG-FGA	FT-FTA	Off	Def	Tot	Off	Def	Tot							
20	FRIDAY IV, Sammy	f	1-1	0-0	0-0	0	1	1	1	2	0	0	0	0	0	13	
35	DIXON, George	f	0-3	0-0	0-2	1	1	2	0	3	1	1	0	3	23		
03	SMITH, Mack	g	4-7	4-5	0-0	0	3	3	2	12	4	1	0	0	32		
04	JOHNSON, Marvin	g	7-12	1-1	2-3	1	4	5	5	17	1	4	0	2	25		
22	WALLACE, Josiah	g	6-13	3-3	2-2	0	2	2	0	17	2	2	0	0	29		
01	CHARLES, Kashawn	g	3-7	3-6	0-0	0	2	2	2	9	0	0	0	0	25		
02	SKIPPER-BROWN,Jorda	g	1-4	0-1	2-4	0	3	3	3	4	1	1	1	0	22		
05	FARQUHAR, Junior	g	0-0	0-0	0-0	0	1	1	4	0	1	0	0	0	11		
11	ALLERUZZO IV, Barlow	g	2-5	0-2	0-0	1	3	4	1	4	0	0	0	0	16		
21	DIARRA, Madani	g	0-0	0-0	0-0	0	1	1	1	0	1	0	0	0	4		
Team						1	2	3									
Totals			24-52	11-18	6-11	4	23	27	19	65	12	10	1	5	200		

FG % 1st Half: 7-21 33.3% 2nd half: 17-31 54.8% Game: 24-52 46.2% Deadball Rebounds 3
 3FG % 1st Half: 2-5 40.0% 2nd half: 9-13 69.2% Game: 11-18 61.1%
 FT % 1st Half: 3-6 50.0% 2nd half: 3-5 60.0% Game: 6-11 54.5%

Evansville 68 • 1-3,0-0 MVC

##	Player	Total			3-Ptr			Rebounds			PF	TP	A	TO	Blk	Stl	Min
		FG-FGA	FG-FGA	FT-FTA	Off	Def	Tot	Off	Def	Tot							
02	Jax Levitch	f	4-5	3-3	0-0	0	3	3	5	11	0	1	0	1	26		
10	Evan Kuhlman	f	6-11	3-6	0-0	0	7	7	0	15	3	2	1	0	33		
03	Jawaun Newton	g	4-11	0-2	11-13	1	5	6	2	19	3	3	0	0	36		
05	Shamar Givance	g	5-8	1-3	0-0	1	5	6	1	11	4	2	0	2	32		
30	Noah Frederking	g	4-9	2-5	1-2	0	2	2	1	11	0	0	1	0	37		
11	Thomasi Gilgeous-Ale	g	0-1	0-0	1-2	0	0	0	1	1	2	0	0	0	15		
23	Trey Hall	g	0-0	0-0	0-0	0	0	0	2	0	1	0	0	0	14		
31	Iyen Enaruna	g	0-2	0-1	0-0	0	2	2	0	0	0	0	0	0	7		
Team						0	2	2									
Totals			23-47	9-20	13-17	2	26	28	12	68	13	10	2	3	200		

FG % 1st Half: 11-24 45.8% 2nd half: 12-23 52.2% Game: 23-47 48.9% Deadball Rebounds 3
 3FG % 1st Half: 5-12 41.7% 2nd half: 4-8 50.0% Game: 9-20 45.0%
 FT % 1st Half: 7-9 77.8% 2nd half: 6-8 75.0% Game: 13-17 76.5%

Officials: Bret Smith, Craig Murley, Jeb Hartness
 Technical fouls: Eastern Illinois-None. Evansville-None.
 Attendance:

Score by periods	1st	2nd	Total
Eastern Illinois	19	46	65
Evansville	34	34	68

Points	In	Off	2nd	Fast	Bench
EIU	Paint	T/O	Chance	Break	
Eastern Illinois	22	7	12	13	17
EVANS	24	4	7	6	1

Last FG - EIU 2nd-00:08, EVANS 2nd-00:45.
 Largest lead - EIU by 2 1st-16:25, EVANS by 16 2nd-19:22.
 EIU led for 00:22. EVANS led for 37:40. Game was tied for 01:58.

Score tied - 2 times.
 Lead changed - 2 times.

Game 7 - December 12, 2020 at Charleston, Illinois (First Mid Court at Lantz Arena)
Eastern Illinois 92, Western Illinois 88

Western Illinois 88 • 1-4,0-0 Summit L

##	Player	Total			3-Ptr			Rebounds			PF	TP	A	TO	Blk	Stl	Min
		FG-FGA	FG-FGA	FT-FTA	Off	Def	Tot	Off	Def	Tot							
02	Tameil Pearson	f	1-5	0-0	1-2	2	3	5	3	3	0	1	0	0	20		
11	Rod Johnson	f	4-11	0-3	1-2	1	4	5	1	9	0	2	0	1	34		
25	Will Carius	f	2-8	1-4	2-2	5	5	10	4	7	0	6	1	0	24		
20	Colton Sandage	g	2-6	1-3	4-5	2	3	5	9	1	1	0	1	27			
22	Marcus Watson	g	0-4	0-1	0-0	0	2	2	0	0	2	1	0	0	15		
01	Anthony Jones	g	1-1	0-0	2-2	0	1	1	2	4	0	1	0	0	8		
03	Justin Brookens	g	13-23	5-8	6-7	2	2	4	1	37	4	0	0	0	31		
10	Cameron Burrell	g	0-1	0-1	0-0	0	2	2	3	0	1	1	1	0	23		
23	Ramean Hinton	g	6-12	3-7	4-4	2	6	8	2	19	0	0	0	3	18		
Team						2	2	4									
Totals			29-71	10-27	20-24	16	30	46	21	88	8	14	2	5	200		

FG % 1st Half: 12-38 31.6% 2nd half: 17-33 51.5% Game: 29-71 40.8% Deadball Rebounds 4
 3FG % 1st Half: 3-15 20.0% 2nd half: 7-12 58.3% Game: 10-27 37.0%
 FT % 1st Half: 5-6 83.3% 2nd half: 15-18 83.3% Game: 20-24 83.3%

Eastern Illinois 92 • 3-4,0-0 OVC

##	Player	Total			3-Ptr			Rebounds			PF	TP	A	TO	Blk	Stl	Min
		FG-FGA	FG-FGA	FT-FTA	Off	Def	Tot	Off	Def	Tot							
20	FRIDAY IV, Sammy	f	7-7	0-0	2-5	1	2	3	1	16	0	0	0	1	18		
35	DIXON, George	f	1-5	0-0	0-0	3	4	7	0	2	1	1	1	1	27		
03	SMITH, Mack	g	5-9	3-6	0-0	1	1	2	4	13	2	2	1	0	28		
04	JOHNSON, Marvin	g	4-14	1-6	2-6	2	9	11	3	11	6	2	3	2	29		
22	WALLACE, Josiah	g	7-14	1-2	7-9	2	2	4	1	22	4	0	1	2	37		
01	CHARLES, Kashawn	g	4-6	3-4	0-0	0	1	1	2	11	1	0	0	1	13		
02	SKIPPER-BROWN,Jorda	g	3-6	0-1	4-6	0	2	2	1	10	1	0	3	1	20		
05	FARQUHAR, Junior	g	1-3	1-2	2-3	0	3	3	3	5	2	0	1	1	21		
11	ALLERUZZO IV, Barlow	g	0-0	0-0	0-0	0	0	0	0	0	0	0	0	0	1		
21	DIARRA, Madani	g	1-3	0-0	0-0	0	0	0	3	2	0	1	0	0	6		
Team						2	2	4									
Totals			33-67	9-21	17-29	11	26	37	18	92	17	7	10	9	200		

FG % 1st Half: 16-34 47.1% 2nd half: 17-33 51.5% Game: 33-67 49.3% Deadball Rebounds 5
 3FG % 1st Half: 6-15 40.0% 2nd half: 3-6 50.0% Game: 9-21 42.9%
 FT % 1st Half: 7-13 53.8% 2nd half: 10-

Game 9 - January 2, 2021 at Charleston, Illinois (First Mid Court at Lantz Arena)
Eastern Illinois 87, Tennessee Tech 81

Tennessee Tech 81 • 1-10,1-3 OVC

##	Player	Total			3-Ptr			Rebounds			PF	TP	A	TO	Blk	Stl	Min
		FG-FGA	FG-FGA	FT-FTA	Off	Def	Tot	Off	Def	Tot							
12	Amadou Sylla	f	0-2	0-0	0-0	2	3	5	4	0	0	1	0	1	0	20	
23	Austin Harvell	f	1-3	0-1	2-4	1	0	1	3	4	0	2	0	0	0	20	
01	Maverick Smith	g	1-3	0-2	0-0	0	0	0	0	2	0	1	0	0	0	9	
03	Keishawn Davidson	g	3-9	2-6	4-4	0	1	1	2	12	6	2	0	1	1	34	
04	Jr. Clay	g	6-13	3-6	4-4	1	1	2	4	19	3	1	0	1	1	37	
00	Damaria Franklin	g	10-16	4-7	1-2	0	4	4	3	25	1	2	0	2	3	33	
10	CJ Gettelfinger	g	0-0	0-0	0-0	0	1	1	0	0	0	1	0	0	0	2	
22	Tujautae Williams	g	2-4	0-0	2-7	2	1	3	3	6	1	0	0	0	0	16	
33	Shandon Goldman	g	4-8	3-6	2-2	1	5	6	1	13	2	3	2	2	2	29	
	Team					1	1	2									
	Totals		27-58	12-28	15-23	8	17	25	20	81	13	13	2	7	200		

FG % 1st Half: 15-32 46.9% 2nd half: 12-26 46.2% Game: 27-58 46.6% Deadball Rebounds 4,1
 3FG % 1st Half: 8-15 53.3% 2nd half: 4-13 30.8% Game: 12-28 42.9%
 FT % 1st Half: 0-4 0.0% 2nd half: 15-19 78.9% Game: 15-23 65.2%

Eastern Illinois 87 • 4-5,1-1 OVC

##	Player	Total			3-Ptr			Rebounds			PF	TP	A	TO	Blk	Stl	Min
		FG-FGA	FG-FGA	FT-FTA	Off	Def	Tot	Off	Def	Tot							
20	FRIDAY IV, Sammy	f	4-6	0-0	1-2	2	1	3	1	9	1	0	0	0	0	18	
35	DIXON, George	f	4-9	0-1	0-2	2	4	6	5	8	0	2	0	3	26		
04	JOHNSON, Marvin	g	7-14	1-3	4-4	0	6	6	3	19	10	5	1	3	33		
05	FARQUHAR, Junior	g	0-0	0-0	2-4	0	1	1	0	2	1	0	1	0	9		
22	WALLACE, Josiah	g	6-12	1-4	6-6	0	4	4	0	19	3	3	0	0	36		
01	CHARLES, Kashawn	g	6-6	4-4	0-0	0	4	4	1	16	0	1	0	1	28		
02	SKIPPER-BROWN,Jorda	g	3-5	0-0	1-5	3	6	9	1	7	1	1	1	0	20		
13	ABRAHAM, Henry	g	1-1	1-1	0-0	0	0	0	3	3	0	0	0	0	14		
21	DIARRA, Madani	g	1-1	0-0	2-2	0	0	0	3	4	0	1	0	0	8		
25	DEANG, Deang	g	0-1	0-1	0-0	0	0	0	2	0	1	2	0	1	8		
	Team					3	0	3									
	Totals		32-55	7-14	16-25	10	26	36	19	87	17	17	3	9	200		

FG % 1st Half: 16-26 61.5% 2nd half: 16-29 55.2% Game: 32-55 58.2% Deadball Rebounds 4
 3FG % 1st Half: 4-7 57.1% 2nd half: 3-7 42.9% Game: 7-14 50.0%
 FT % 1st Half: 9-14 64.3% 2nd half: 7-11 63.6% Game: 16-25 64.0%

Officials: Kenneth Moreland,Cody Crum,Mike Grundman
 Technical fouls: Tennessee Tech-Jr. Clay, Eastern Illinois-None.
 Attendance:
 2020-21 Men's Basketball. Round: 0. Eastern Ill. vs Tennessee Tech. Played at

Score by periods	1st	2nd	Total
Tennessee Tech	38	43	81
Eastern Illinois	45	42	87

Last FG - TNTech 2nd-00:03, EIU 2nd-02:36.
 Largest lead - TNTech by 3 1st-15:48, EIU by 15 2nd-16:56.
 TNTech led for 01:22. EIU led for 33:27. Game was tied for 04:55.

Score tied - 8 times.
 Lead changed - 4 times.

Game 10 - January 7, 2021 at Charleston, Illinois (First Mid Court at Lantz Arena)
Eastern Illinois 74, Murray State 68

Murray St. 68 • 4-6,1-4 OVC

##	Player	Total			3-Ptr			Rebounds			PF	TP	A	TO	Blk	Stl	Min
		FG-FGA	FG-FGA	FT-FTA	Off	Def	Tot	Off	Def	Tot							
00	Demond Robinson	f	3-6	0-0	2-2	3	5	8	3	8	2	5	3	0	35		
23	KJ Williams	f	5-7	0-0	3-4	1	5	6	4	13	2	3	1	0	19		
01	DaQuan Smith	g	3-8	3-5	0-0	0	0	0	3	9	4	2	0	1	28		
10	Tevin Brown	g	5-13	1-8	0-0	2	5	7	0	11	5	6	1	4	34		
14	Justice Hill	g	2-7	2-5	0-0	0	2	2	2	6	3	0	0	0	22		
02	Chico Carter, Jr.	g	5-9	3-3	2-2	0	2	2	3	15	0	3	0	2	19		
13	Devin Gilmore	g	3-5	0-0	0-0	1	1	2	1	6	1	1	0	2	24		
22	Brion Whitley	g	0-2	0-1	0-0	0	2	2	0	0	0	0	1	0	18		
24	Ja'Queez Kirby	g	0-0	0-0	0-0	0	0	0	0	0	0	0	0	0	1		
	Team					4	1	5									
	Totals		26-57	9-22	7-8	11	23	34	16	68	17	23	6	9	200		

FG % 1st Half: 14-27 51.9% 2nd half: 12-30 40.0% Game: 26-57 45.6% Deadball Rebounds 1
 3FG % 1st Half: 7-11 63.6% 2nd half: 2-11 18.2% Game: 9-22 40.9%
 FT % 1st Half: 3-4 75.0% 2nd half: 4-4 100.0% Game: 7-8 87.5%

Eastern Illinois 74 • 5-5,2-1 OVC

##	Player	Total			3-Ptr			Rebounds			PF	TP	A	TO	Blk	Stl	Min
		FG-FGA	FG-FGA	FT-FTA	Off	Def	Tot	Off	Def	Tot							
02	SKIPPER-BROWN,Jorda	f	2-4	0-0	0-0	3	0	3	2	4	3	4	1	0	17		
20	FRIDAY IV, Sammy	f	2-5	0-0	0-0	2	0	2	3	4	1	1	0	0	14		
01	CHARLES, Kashawn	g	3-6	0-3	0-0	0	2	2	0	6	1	1	0	3	24		
04	JOHNSON, Marvin	g	9-18	2-6	2-2	3	2	5	1	22	4	4	1	2	34		
22	WALLACE, Josiah	g	6-11	0-2	6-6	0	10	10	2	18	4	1	1	0	33		
03	SMITH, Mack	g	3-6	1-4	0-0	0	1	1	2	7	0	0	1	1	24		
13	ABRAHAM, Henry	g	2-3	2-3	0-2	0	1	1	0	6	1	0	0	0	13		
21	DIARRA, Madani	g	1-4	0-0	0-0	0	1	1	2	2	0	1	1	0	10		
25	DEANG, Deang	g	1-3	0-0	0-0	0	1	1	0	2	0	1	1	2	11		
35	DIXON, George	g	1-2	0-0	1-2	1	1	2	1	3	0	1	1	1	20		
	Team					1	1	2									
	Totals		30-62	5-18	9-12	10	20	30	13	74	14	14	7	9	200		

FG % 1st Half: 14-30 46.7% 2nd half: 16-32 50.0% Game: 30-62 48.4% Deadball Rebounds 2
 3FG % 1st Half: 5-12 41.7% 2nd half: 0-6 0.0% Game: 5-18 27.8%
 FT % 1st Half: 0-0 0.0% 2nd half: 9-12 75.0% Game: 9-12 75.0%

Officials: Greg Gerritsen,Tariq Lucas,Jon Campbell
 Technical fouls: Murray St.-None, Eastern Illinois-None.
 Attendance:
 2020-21 Men's Basketball. Round: 0. Eastern Ill. vs Murray St.. Played at Lantz

Score by periods	1st	2nd	Total
Murray St.	38	30	68
Eastern Illinois	33	41	74

Last FG - MSU 2nd-00:33, EIU 2nd-01:06.
 Largest lead - MSU by 13 2nd-15:39, EIU by 6 2nd-00:40.
 MSU led for 35:36. EIU led for 02:39. Game was tied for 01:45.

Score tied - 2 times.
 Lead changed - 4 times.

Game 11 - January 9, 2021 at Charleston, Illinois (First Mid Court at Lantz Arena)
Austin Peay 74, Eastern Illinois 71

Austin Peay 74 • 7-4,3-2 OVC

##	Player	Total			3-Ptr			Rebounds			PF	TP	A	TO	Blk	Stl	Min
		FG-FGA	FG-FGA	FT-FTA	Off	Def	Tot	Off	Def	Tot							
00	Elton Walker	f	1-4	0-1	3-5	2	4	6	2	5	0	3	1	2	30		
21	Terry Taylor	f	16-31	3-5	3-4	9	8	17	2	38	2	2	0	1	39		
01	Carlos Paez	g	2-6	1-3	0-0	1	3	4	2	5	6	2	0	0	35		
12	Reginald Gee	g	2-10	1-6	3-4	0	6	6	0	8	0	1	1	0	33		
22	Alec Woodard	g	1-3	1-2	0-0	0	1	1	2	3	0	3	0	1	22		
02	Tai'Reon Joseph	g	0-1	0-1	0-0	0	0	0	1	0	0	0	0	0	3		
05	Jordyn Adams	g	3-4	1-1	0-0	0	3	3	1	7	4	1	0	0	19		
11	Corbin Merritt	g	0-0	0-0	0-0	0	0	0	0	0	0	0	0	0	1		
14	DJ Peavy	g	1-1	0-0	1-1	0	1	1	1	3	0	2	0	0	9		
15	Mike Peake	g	2-3	0-0	1-2	1	1	2	1	5	1	1	0	1	9		
	Team					1	2	3									
	Totals		28-63	7-19	11-16	14	29	43	12	74	13	15	2	5	200		

FG % 1st Half: 12-32 37.5% 2nd half: 16-31 51.6% Game: 28-63 44.4% Deadball Rebounds 4
 3FG % 1st Half: 2-8 25.0% 2nd half: 5-11 45.5% Game: 7-19 36.8%
 FT % 1st Half: 9-14 64.3% 2nd half: 2-2 100.0% Game: 11-16 68.8%

Eastern Illinois 71 • 5-6,2-2 OVC

##	Player	Total			3-Ptr			Rebounds			PF	TP	A	TO	Blk	Stl	Min
		FG-FGA	FG-FGA	FT-FTA	Off	Def	Tot	Off	Def	Tot							
02	SKIPPER-BROWN,Jorda	f	1-3	0-1	0-0	1	1	2	2	2	0	1	1	0	13		
35	DIXON, George	f	0-0	0-0	0-0	0	3	3	5	0	0	1	0	1	17		
03	SMITH, Mack	g	6-14	4-12	0-0	0	1	1	2	16	0	0	1	2	32		
04	JOHNSON, Marvin	g	5-12	1-5	1-1	0	2	2	2	12	7	4	3	5	38		
22	WALLACE, Josiah	g	6-7	1-1	1-1	0	2	2	0	14	2	4	0	2	23		
01	CHARLES, Kashawn	g	0-7	0-6	1-2	0	1	1	0	1	1	0	0	0	22		
11	ALLERUZZO IV, Barlow	g	3-6	3-4	4-4	2	3	5	3	13	2	0	0	0	20		
13	ABRAHAM, Henry	g	1-7	1-6	0-0	0	0	0	1	3	0	1	0	1	17		
20	FRIDAY IV, Sammy	g	1-1	0-0	4-4	1	1	2	0	6	0	0	0	0	9		
21	DIARRA, Madani	g	1-1	0-0	2-2	1	1	2	2	4	0	1	0	0	8		
25	DEANG, Deang	g	0-0	0-0	0-0	0	0	0	0	0	0	0	0	0	1		
	Team					1	7	8									
	Totals		24-58	10-35	13-14	6	22	28	17	71	12	12	5	11	200		

FG % 1st Half: 12-27 44.4% 2nd half: 12-31 38.7% Game: 24-58 41.4% Deadball Rebounds 0
 3FG % 1st Half: 2-14 14.3% 2nd half: 8-21 38.1% Game: 10-35 28.6%
 FT % 1st Half: 3-3 100.0% 2nd half: 10-

Game 13 - January 16, 2021 at Charleston, Illinois (First Mid Court at Lantz Arena)
Eastern Kentucky 93, Eastern Illinois 85 (ot)

Eastern Kentucky 93 • 12-2,6-1 OVC

#	Player	Total			3-Ptr			Rebounds			PF	TP	A	TO	Blk	Stl	Min
		FG-FGA	FG-FGA	FT-FTA	Off	Def	Tot	Off	Def	Tot							
02	KING, Tre	f	9-17	3-5	3-5	2	4	6	5	24	2	3	2	2	34		
24	MORENO, Michael	f	4-6	2-2	0-0	2	5	7	2	10	2	3	0	3	31		
04	LEWIS, Curt	g	6-10	2-3	4-4	3	3	6	2	18	0	1	0	1	29		
05	ROBB, Cooper	g	3-7	2-4	3-4	1	6	7	3	11	2	1	0	2	35		
12	GREEN JR., Wendell	g	6-22	2-5	3-6	0	2	2	1	17	6	4	0	2	35		
00	CRUICKSHANK, Russha	g	1-4	1-3	0-0	1	1	2	2	3	4	2	0	0	18		
01	HOBBS, Jacques	g	0-2	0-1	0-1	0	1	1	2	0	1	0	0	1	10		
13	BALOGUN, Tariq	g	0-0	0-0	1-2	0	4	4	4	1	0	1	0	0	12		
14	BLANTON, Devontae	g	2-4	0-0	3-4	0	2	2	1	7	0	1	0	0	15		
23	CARMICAL, Cameron	g	0-0	0-0	0-0	0	0	0	0	0	0	0	0	0	6		
34	FAYE, Cheikh	g	1-1	0-0	0-0	0	0	0	1	2	0	0	0	0	6		
Team						3	6	9									
Totals			32-73	12-23	17-26	12	34	46	23	93	17	16	2	11	225		

FG % 1st Half: 15-37 40.5% 2nd half: 12-28 42.9% OT: 5-8 62.5% Game: 32-73 43.8% Deadball Rebounds 6
 3FG % 1st Half: 5-11 45.5% 2nd half: 3-6 50.0% OT: 4-6 66.7% Game: 12-23 52.2%
 FT % 1st Half: 6-9 66.7% 2nd half: 6-11 54.5% OT: 5-6 83.3% Game: 17-26 65.4%

Eastern Illinois 85 • 5-8,2-4 OVC

#	Player	Total			3-Ptr			Rebounds			PF	TP	A	TO	Blk	Stl	Min
		FG-FGA	FG-FGA	FT-FTA	Off	Def	Tot	Off	Def	Tot							
20	FRIDAY IV, Sammy	f	7-8	0-0	4-8	1	3	4	0	18	1	1	0	2	21		
35	DIXON, George	f	4-11	0-0	2-3	2	4	6	3	10	0	1	0	1	24		
01	CHARLES, Kashawn	g	4-13	2-10	0-0	0	4	4	2	10	2	1	0	1	23		
03	SMITH, Mack	g	3-7	1-5	0-0	1	3	4	3	7	1	1	1	1	40		
04	JOHNSON, Marvin	g	7-18	0-5	6-8	2	5	7	4	20	8	8	0	0	36		
10	LEONARD, Ryan	g	0-0	0-0	2-4	1	0	1	1	2	0	2	0	0	7		
11	ALLERUZZO IV, Barlow	g	2-6	1-2	1-2	0	1	1	2	6	1	1	0	0	27		
13	ABRAHAM, Henry	g	2-6	2-6	0-0	0	7	7	3	6	1	2	0	2	29		
21	DIARRA, Madani	g	3-4	0-0	0-0	3	4	7	2	6	0	0	0	0	18		
Team						2	1	3									
Totals			32-73	6-28	15-25	12	32	44	20	85	20	18	1	7	225		

FG % 1st Half: 14-31 45.2% 2nd half: 15-33 45.5% OT: 3-9 33.3% Game: 32-73 43.8% Deadball Rebounds 5
 3FG % 1st Half: 2-12 16.7% 2nd half: 3-10 30.0% OT: 1-6 16.7% Game: 6-28 21.4%
 FT % 1st Half: 8-15 53.3% 2nd half: 3-5 60.0% OT: 4-5 80.0% Game: 15-25 60.0%

Officials: Connor Mooney,Chris Fuller,Coy Gammon
 Technical fouls: Eastern Kentucky-None. Eastern Illinois-None.
 Attendance: 220
 2020-21 Men's Basketball. Round: 0. Eastern Ill. vs Eastern Ky.. Played at Lan

Score by periods	1st	2nd	OT	Total
Eastern Kentucky	41	33	19	93
Eastern Illinois	38	36	11	85

Last FG - EKU 00:00:33, EIU 01:32.
 Largest lead - EKU by 11 2nd:17:58, EIU by 3 1st:19:31.
 EKU led for 29:51. EIU led for 09:52. Game was tied for 05:11.
 Points EKU 93, EIU 85
 In Paint 34, Off T/O 23, 2nd Chance 13, Fast Break 16, Bench 13
 EIU 30, 18, 12, 15, 20
 Score tied - 12 times.
 Lead changed - 11 times.

Game 14 - January 21, 2021 at Nashville, Tennessee (Curb Event Center)
Belmont 79, Eastern Illinois 66

Eastern Illinois 66 • 5-9,2-5 OVC

#	Player	Total			3-Ptr			Rebounds			PF	TP	A	TO	Blk	Stl	Min
		FG-FGA	FG-FGA	FT-FTA	Off	Def	Tot	Off	Def	Tot							
20	FRIDAY IV, Sammy	f	9-12	0-0	2-3	5	5	10	3	20	0	3	1	0	24		
35	DIXON, George	f	0-1	0-0	0-0	0	1	4	2	0	1	0	1	0	20		
04	JOHNSON, Marvin	g	5-14	2-2	2-2	3	7	10	1	14	3	4	0	0	30		
13	ABRAHAM, Henry	g	3-7	2-6	0-0	1	1	2	0	8	2	3	0	1	29		
22	WALLACE, Josiah	g	4-8	2-3	0-0	0	6	6	0	10	3	3	0	1	27		
05	FARQUHAR, Junior	g	1-3	0-1	2-2	1	0	1	2	4	0	0	0	0	10		
10	LEONARD, Ryan	g	1-1	1-1	0-0	0	2	2	1	3	1	1	0	0	15		
11	ALLERUZZO IV, Barlow	g	0-4	0-3	0-0	0	1	1	0	0	0	1	0	0	18		
21	DIARRA, Madani	g	1-4	0-0	0-0	1	3	4	3	2	0	0	0	0	13		
25	DEANG, Deang	g	2-6	1-2	0-0	0	0	0	1	5	0	1	0	0	14		
Team						1	1	2									
Totals			26-60	8-18	6-7	15	27	42	13	66	10	20	1	3	200		

FG % 1st Half: 12-31 38.7% 2nd half: 14-29 48.3% Game: 26-60 43.3% Deadball Rebounds 0
 3FG % 1st Half: 3-9 33.3% 2nd half: 5-9 55.6% Game: 8-18 44.4%
 FT % 1st Half: 0-0 0.0% 2nd half: 6-7 85.7% Game: 6-7 85.7%

Belmont 79 • 15-1,9-0 OVC

#	Player	Total			3-Ptr			Rebounds			PF	TP	A	TO	Blk	Stl	Min
		FG-FGA	FG-FGA	FT-FTA	Off	Def	Tot	Off	Def	Tot							
10	Caleb Hollander	f	3-7	0-3	1-1	0	2	2	0	7	4	0	0	0	19		
33	Nick Muszynski	c	4-5	0-0	2-2	0	3	3	1	10	0	1	0	0	14		
02	Grayson Murphy	g	2-4	0-0	0-0	2	7	9	0	4	6	0	0	3	28		
03	Luke Smith	g	4-9	2-5	2-3	0	0	0	1	12	3	1	0	2	32		
22	Ben Sheppard	g	4-7	1-4	0-0	0	4	4	0	9	3	1	0	2	27		
00	Even Brauns	g	3-7	0-0	1-1	1	1	2	0	7	0	0	1	0	12		
01	Mitch Listau	g	0-1	0-1	0-0	0	0	0	0	0	0	0	0	1	5		
11	Michael Shanks	g	1-2	0-1	0-0	0	0	0	0	2	0	1	0	0	6		
12	EJ Bellinger	g	1-2	0-1	0-0	2	0	2	0	2	1	1	0	0	7		
20	Tate Pierson	g	2-2	1-1	0-0	0	0	0	2	5	0	0	0	2	16		
21	Derek Sabin	g	0-1	0-0	0-0	0	2	2	0	0	0	0	0	1	6		
24	JaCobi Wood	g	7-12	2-4	1-2	1	1	2	4	17	1	1	0	3	19		
25	Frank Jakubicek	g	1-4	0-1	2-2	0	0	0	0	4	1	0	2	0	9		
Team						0	0	0									
Totals			32-63	6-21	9-11	6	20	26	8	79	19	6	3	14	200		

FG % 1st Half: 11-31 35.5% 2nd half: 21-32 65.6% Game: 32-63 50.8% Deadball Rebounds 0
 3FG % 1st Half: 1-9 11.1% 2nd half: 5-12 41.7% Game: 6-21 28.6%
 FT % 1st Half: 6-8 75.0% 2nd half: 3-3 100.0% Game: 9-11 81.8%

Officials: Chase Shaw,Anthony Eades,Bret Smith
 Technical fouls: Eastern Illinois-None. Belmont-None.
 Attendance: 247
 2020-21 Men's Basketball. Round: 0. Belmont vs Eastern Ill.. Played at Curb Ev

Score by periods	1st	2nd	Total
Eastern Illinois	27	39	66
Belmont	29	50	79

Last FG - EIU 2nd:00:39, BEL 2nd:02:42.
 Largest lead - EIU by 5 1st:03:02, BEL by 20 2nd:04:58.
 EIU led for 08:18. BEL led for 22:44. Game was tied for 08:58.
 Points EIU 66, BEL 79
 In Paint 32, Off T/O 11, 2nd Chance 11, Fast Break 2, Bench 14
 EIU 30, 24, 6, 19, 37
 Score tied - 6 times.
 Lead changed - 9 times.

Game 15 - January 23, 2021 at Nashville, Tennessee (Gentry Center)
Tennessee State 65, Eastern Illinois 54

Eastern Illinois 54 • 5-10,2-6 OVC

#	Player	Total			3-Ptr			Rebounds			PF	TP	A	TO	Blk	Stl	Min
		FG-FGA	FG-FGA	FT-FTA	Off	Def	Tot	Off	Def	Tot							
11	ALLERUZZO IV, Barlow	f	1-4	1-3	0-0	1	1	2	4	3	0	1	1	0	21		
35	DIXON, George	f	1-4	0-0	0-0	1	0	1	0	2	1	0	0	1	16		
04	JOHNSON, Marvin	g	6-17	1-5	3-3	0	5	5	2	16	1	2	0	5	30		
13	ABRAHAM, Henry	g	4-11	4-11	0-0	0	1	1	0	12	0	0	0	0	33		
22	WALLACE, Josiah	g	4-15	0-5	0-0	0	6	6	3	8	4	3	0	2	32		
05	FARQUHAR, Junior	g	1-4	0-1	1-1	1	1	2	2	3	4	0	1	0	24		
21	DIARRA, Madani	g	3-5	0-0	2-2	3	3	6	1	8	0	3	0	0	18		
25	DEANG, Deang	g	1-4	0-1	0-0	0	1	1	3	2	0	1	0	0	26		
Team						2	0	2									
Totals			21-64	6-26	6-6	8	18	26	15	54	10	12	2	8	200		

FG % 1st Half: 10-31 32.3% 2nd half: 11-33 33.3% Game: 21-64 32.8% Deadball Rebounds 0
 3FG % 1st Half: 1-10 10.0% 2nd half: 5-16 31.3% Game: 6-26 23.1%
 FT % 1st Half: 3-3 100.0% 2nd half: 3-3 100.0% Game: 6-6 100.0%

Tennessee St. 65 • 3-10,2-8 OVC

#	Player	Total			3-Ptr			Rebounds			PF	TP	A	TO	Blk	Stl	Min
		FG-FGA	FG-FGA	FT-FTA	Off	Def	Tot	Off	Def	Tot							
13	Mason Green	f	2-6	0-0	2-2	2	3	5	3	6	0	3	3	0	19		
24	Yusuf Mohamed	f	3-6	0-1	1-2	3	5	8	2	7	1	4	0	0	28		
01	Marcus Fitzgerald Jr	g	4-14	2-5	5-6												

Eastern Illinois Basketball
Eastern Illinois Individual Game-by-Game (as of Jan 26, 2021)
All games

#01 CHARLES, Kashawn

Opponent	Date	gs	min	Total		3-Pointers		Free throws		Rebounds				pf	a	t/o	blk	stl	pts	avg	
				fg-fga	pct	3fg-fga	pct	ft-fa	pct	off	def	tot	avg								
at #7 Wisconsin	11/25/20		15	1-5	.200	1-3	.333	0-0	.000	0	3	3	3.0	1	0	0	0	0	3	3.0	
at Marquette	11/27/20		16	3-6	.500	3-5	.600	1-1	1.000	0	1	1	2.0	1	0	0	0	1	10	6.5	
at Dayton	12/01/20		17	4-10	.400	1-5	.200	0-0	.000	2	1	3	2.3	2	0	0	0	1	9	7.3	
CHICAGO STATE	12/03/20		16	1-6	.167	1-6	.167	1-3	.333	0	1	1	2.0	1	0	0	0	1	4	6.5	
at Green Bay	12/05/20		14	1-3	.333	0-1	.000	0-0	.000	0	1	1	1.8	0	0	0	0	0	2	5.6	
at Evansville	12/09/20		25	3-7	.429	3-6	.500	0-0	.000	0	2	2	1.8	2	0	0	0	0	9	6.2	
WESTERN ILLINOIS	12/12/20		13	4-6	.667	3-4	.750	0-0	.000	0	1	1	1.7	2	1	1	0	1	11	6.9	
at Eastern Kentucky	12/30/20		20	0-7	.000	0-2	.000	2-2	1.000	1	2	3	1.9	1	1	1	0	1	2	6.3	
TENNESSEE TECH	01/02/21		28	6-6	1.000	4-4	1.000	0-0	.000	0	4	4	2.1	1	0	1	0	1	16	7.3	
MURRAY STATE	01/07/21	*	24	3-6	.500	0-3	.000	0-0	.000	0	2	2	2.1	0	1	1	0	3	6	7.2	
AUSTIN PEAY	01/09/21		22	0-7	.000	0-6	.000	1-2	.500	0	1	1	2.0	0	1	0	0	0	1	6.6	
MOREHEAD STATE	01/14/21	*	32	5-8	.625	3-5	.600	0-0	.000	0	4	4	2.2	0	3	3	0	2	13	7.2	
EASTERN KENTUCKY	01/16/21	*	23	4-13	.308	2-10	.200	0-0	.000	0	4	4	2.3	2	2	1	0	1	10	7.4	
Totals			3	265	35-90	.389	21-60	.350	5-8	.625	3	27	30	2.3	13	9	8	0	12	96	7.4

Games played: 13
Minutes/game: 20.4
Points/game: 7.4
FG Pct: 38.9
3FG Pct: 35.0
FT Pct: 62.5

Rebounds/game: 2.3
Assists/game: 0.7
Turnovers/game: 0.6
Assist/turnover ratio: 1.1
Steals/game: 0.9

#02 SKIPPER-BROWN, Jordan

Opponent	Date	gs	min	Total		3-Pointers		Free throws		Rebounds				pf	a	t/o	blk	stl	pts	avg	
				fg-fga	pct	3fg-fga	pct	ft-fa	pct	off	def	tot	avg								
at #7 Wisconsin	11/25/20		22	5-10	.500	2-3	.667	2-2	1.000	0	5	5	5.0	0	0	1	1	3	14	14.0	
at Marquette	11/27/20	*	29	2-7	.286	0-2	.000	0-3	.000	2	3	5	5.0	2	1	1	2	0	4	9.0	
at Dayton	12/01/20	*	26	2-5	.400	0-0	.000	0-0	.000	1	5	6	5.3	1	2	1	0	0	4	7.3	
CHICAGO STATE	12/03/20	*	16	6-6	1.000	0-0	.000	1-2	.500	0	2	2	4.5	2	0	1	2	0	13	8.8	
at Green Bay	12/05/20	*	17	3-3	1.000	0-0	.000	2-2	1.000	0	0	0	3.6	0	0	2	0	1	8	8.6	
at Evansville	12/09/20		22	1-4	.250	0-1	.000	2-4	.500	0	3	3	3.5	3	1	1	1	0	4	7.8	
WESTERN ILLINOIS	12/12/20		20	3-6	.500	0-1	.000	4-6	.667	0	2	2	3.3	1	1	0	3	1	10	8.1	
at Eastern Kentucky	12/30/20		25	3-6	.500	0-0	.000	1-1	1.000	2	2	4	3.4	3	3	2	2	3	7	8.0	
TENNESSEE TECH	01/02/21		20	3-5	.600	0-0	.000	1-5	.200	3	6	9	4.0	1	1	1	1	0	7	7.9	
MURRAY STATE	01/07/21	*	17	2-4	.500	0-0	.000	0-0	.000	3	0	3	3.9	2	3	4	1	0	4	7.5	
AUSTIN PEAY	01/09/21	*	13	1-3	.333	0-1	.000	0-0	.000	1	1	2	3.7	2	0	1	1	0	2	7.0	
Totals			6	227	31-59	.525	2-8	.250	13-25	.520	12	29	41	3.7	17	12	15	14	8	77	7.0

Games played: 11
Minutes/game: 20.6
Points/game: 7.0
FG Pct: 52.5
3FG Pct: 25.0
FT Pct: 52.0

Rebounds/game: 3.7
Assists/game: 1.1
Turnovers/game: 1.4
Assist/turnover ratio: 0.8
Steals/game: 0.7
Blocks/game: 1.3

Eastern Illinois Basketball
Eastern Illinois Individual Game-by-Game (as of Jan 26, 2021)
All games

#03 SMITH, Mack

Opponent	Date	gs	min	Total		3-Pointers		Free throws		Rebounds				pf	a	t/o	blk	stl	pts	avg	
				fg-fga	pct	3fg-fga	pct	ft-fta	pct	off	def	tot	avg								
at #7 Wisconsin	11/25/20	*	31	1-10	.100	1-9	.111	0-0	.000	0	2	2	2.0	4	0	2	1	1	3	3.0	
at Marquette	11/27/20	*	27	3-13	.231	3-10	.300	3-4	.750	0	4	4	3.0	4	2	0	0	0	12	7.5	
at Dayton	12/01/20	*	27	5-6	.833	3-3	1.000	0-0	.000	0	2	2	2.7	2	1	0	0	0	13	9.3	
CHICAGO STATE	12/03/20	*	30	3-8	.375	2-6	.333	1-1	1.000	2	4	6	3.5	3	3	1	0	3	9	9.3	
at Green Bay	12/05/20	*	38	3-8	.375	1-5	.200	2-5	.400	0	1	1	3.0	1	2	2	0	0	9	9.2	
at Evansville	12/09/20	*	32	4-7	.571	4-5	.800	0-0	.000	0	3	3	3.0	2	4	1	0	0	12	9.7	
WESTERN ILLINOIS	12/12/20	*	28	5-9	.556	3-6	.500	0-0	.000	1	1	2	2.9	4	2	2	1	0	13	10.1	
at Eastern Kentucky	12/30/20	*	19	3-8	.375	2-6	.333	0-0	.000	0	1	1	2.6	2	1	2	0	2	8	9.9	
MURRAY STATE	01/07/21		24	3-6	.500	1-4	.250	0-0	.000	0	1	1	2.4	2	0	0	1	1	7	9.6	
AUSTIN PEAY	01/09/21	*	32	6-14	.429	4-12	.333	0-0	.000	0	1	1	2.3	2	0	0	1	2	16	10.2	
MOREHEAD STATE	01/14/21	*	36	0-10	.000	0-10	.000	1-3	.333	1	5	6	2.6	2	1	3	0	0	1	9.4	
EASTERN KENTUCKY	01/16/21	*	40	3-7	.429	1-5	.200	0-0	.000	1	3	4	2.8	3	7	1	1	1	7	9.2	
Totals			11	364	39-106	.368	25-81	.309	7-13	.538	5	28	33	2.8	31	23	14	5	10	110	9.2

Games played: 12
Minutes/game: 30.3
Points/game: 9.2
FG Pct: 36.8
3FG Pct: 30.9
FT Pct: 53.8

Rebounds/game: 2.8
Assists/game: 1.9
Turnovers/game: 1.2
Assist/turnover ratio: 1.6
Steals/game: 0.8
Blocks/game: 0.4

#04 JOHNSON, Marvin

Opponent	Date	gs	min	Total		3-Pointers		Free throws		Rebounds				pf	a	t/o	blk	stl	pts	avg	
				fg-fga	pct	3fg-fga	pct	ft-fta	pct	off	def	tot	avg								
at #7 Wisconsin	11/25/20		20	2-5	.400	0-0	.000	2-2	1.000	1	1	2	2.0	3	3	1	0	0	6	6.0	
at Marquette	11/27/20		24	2-10	.200	0-3	.000	0-0	.000	1	1	2	2.0	4	2	3	1	1	4	5.0	
at Dayton	12/01/20		27	6-9	.667	2-3	.667	0-0	.000	0	3	3	2.3	3	3	6	0	1	14	8.0	
CHICAGO STATE	12/03/20		20	5-9	.556	1-1	1.000	0-0	.000	2	4	6	3.3	0	3	1	0	2	11	8.8	
at Green Bay	12/05/20	*	39	5-11	.455	1-2	.500	0-0	.000	0	5	5	3.6	3	4	5	1	1	11	9.2	
at Evansville	12/09/20	*	25	7-12	.583	1-1	1.000	2-3	.667	1	4	5	3.8	5	1	4	0	2	17	10.5	
WESTERN ILLINOIS	12/12/20	*	29	4-14	.286	1-6	.167	2-6	.333	2	9	11	4.9	3	6	2	3	2	11	10.6	
at Eastern Kentucky	12/30/20	*	18	4-9	.444	1-1	1.000	0-0	.000	1	4	5	4.9	5	3	6	1	1	9	10.4	
TENNESSEE TECH	01/02/21	*	33	7-14	.500	1-3	.333	4-4	1.000	0	6	6	5.0	3	10	5	1	3	19	11.3	
MURRAY STATE	01/07/21	*	34	9-18	.500	2-6	.333	2-2	1.000	3	2	5	5.0	1	4	4	1	2	22	12.4	
AUSTIN PEAY	01/09/21	*	38	5-12	.417	1-5	.200	1-1	1.000	0	2	2	4.7	2	7	4	3	5	12	12.4	
MOREHEAD STATE	01/14/21	*	30	7-20	.350	1-6	.167	3-5	.600	1	3	4	4.7	1	2	3	0	2	18	12.8	
EASTERN KENTUCKY	01/16/21	*	36	7-18	.389	0-5	.000	6-8	.750	2	5	7	4.8	4	8	8	0	0	20	13.4	
at Belmont	01/21/21	*	30	5-14	.357	2-2	1.000	2-2	1.000	3	7	10	5.2	1	3	4	0	0	14	13.4	
at Tennessee St.	01/23/21	*	30	6-17	.353	1-5	.200	3-3	1.000	0	5	5	5.2	2	1	2	0	5	16	13.6	
SIUE	01/26/21	*	35	12-19	.632	2-3	.667	2-5	.400	2	4	6	5.3	4	4	4	0	2	28	14.5	
Totals			12	468	93-211	.441	17-52	.327	29-41	.707	19	65	84	5.3	44	64	62	11	29	232	14.5

Games played: 16
Minutes/game: 29.3
Points/game: 14.5
FG Pct: 44.1
3FG Pct: 32.7
FT Pct: 70.7

Rebounds/game: 5.3
Assists/game: 4.0
Turnovers/game: 3.9
Assist/turnover ratio: 1.0
Steals/game: 1.8
Blocks/game: 0.7

Eastern Illinois Basketball
Eastern Illinois Individual Game-by-Game (as of Jan 26, 2021)
All games

#05 FARQUHAR, Junior

Opponent	Date	gs	min	Total		3-Pointers		Free throws		Rebounds				pf	a	t/o	blk	stl	pts	avg	
				fg-fga	pct	3fg-fga	pct	ft-fta	pct	off	def	tot	avg								
at #7 Wisconsin	11/25/20	*	25	1-6	.167	1-2	.500	6-6	1.000	1	2	3	3.0	3	2	1	0	0	9	9.0	
at Marquette	11/27/20	*	20	0-4	.000	0-1	.000	0-0	.000	1	1	2	2.5	2	2	3	0	0	0	4.5	
at Dayton	12/01/20	*	23	0-3	.000	0-0	.000	1-2	.500	1	2	3	2.7	0	2	2	1	0	1	3.3	
CHICAGO STATE	12/03/20	*	22	1-4	.250	0-1	.000	2-2	1.000	0	1	1	2.3	0	0	2	0	0	4	3.5	
at Green Bay	12/05/20		11	0-1	.000	0-0	.000	0-0	.000	0	0	0	1.8	1	1	0	0	0	0	2.8	
at Evansville	12/09/20		11	0-0	.000	0-0	.000	0-0	.000	0	1	1	1.7	4	0	1	0	0	0	2.3	
WESTERN ILLINOIS	12/12/20		21	1-3	.333	1-2	.500	2-3	.667	0	3	3	1.9	3	2	0	1	1	5	2.7	
at Eastern Kentucky	12/30/20	*	28	3-5	.600	1-3	.333	0-0	.000	1	2	3	2.0	3	0	4	0	0	7	3.3	
TENNESSEE TECH	01/02/21	*	9	0-0	.000	0-0	.000	2-4	.500	0	1	1	1.9	0	1	0	1	0	2	3.1	
at Belmont	01/21/21		10	1-3	.333	0-1	.000	2-2	1.000	1	0	1	1.8	2	0	0	0	0	4	3.2	
at Tennessee St.	01/23/21		24	1-4	.250	0-1	.000	1-1	1.000	1	1	2	1.8	2	4	0	1	0	3	3.2	
SIUE	01/26/21		30	0-3	.000	0-1	.000	1-2	.500	0	1	1	1.8	2	1	0	0	0	1	3.0	
Totals			6	234	8-36	.222	3-12	.250	17-22	.773	6	15	21	1.8	22	15	13	4	1	36	3.0

Games played: 12
Minutes/game: 19.5
Points/game: 3.0
FG Pct: 22.2
3FG Pct: 25.0
FT Pct: 77.3

Rebounds/game: 1.8
Assists/game: 1.3
Turnovers/game: 1.1
Assist/turnover ratio: 1.2
Steals/game: 0.1
Blocks/game: 0.3

#10 LEONARD, Ryan

Opponent	Date	gs	min	Total		3-Pointers		Free throws		Rebounds				pf	a	t/o	blk	stl	pts	avg	
				fg-fga	pct	3fg-fga	pct	ft-fta	pct	off	def	tot	avg								
MOREHEAD STATE	01/14/21		13	0-2	.000	0-0	.000	0-0	.000	0	0	0	0.0	1	0	0	0	1	0	0.0	
EASTERN KENTUCKY	01/16/21		7	0-0	.000	0-0	.000	2-4	.500	1	0	1	0.5	1	0	2	0	0	2	1.0	
at Belmont	01/21/21		15	1-1	1.000	1-1	1.000	0-0	.000	0	2	2	1.0	1	1	1	0	0	3	1.7	
Totals			0	35	1-3	.333	1-1	1.000	2-4	.500	1	2	3	1.0	3	1	3	0	1	5	1.7

Games played: 3
Minutes/game: 11.7
Points/game: 1.7
FG Pct: 33.3
3FG Pct: 100.0
FT Pct: 50.0

Rebounds/game: 1.0
Assists/game: 0.3
Turnovers/game: 1.0
Assist/turnover ratio: 0.3
Steals/game: 0.3

Eastern Illinois Basketball
Eastern Illinois Individual Game-by-Game (as of Jan 26, 2021)
All games

#11 ALLERUZZO IV, Barlow

Opponent	Date	gs	min	Total		3-Pointers		Free throws		Rebounds				pf	a	t/o	blk	stl	pts	avg	
				fg-fga	pct	3fg-fga	pct	ft-fta	pct	off	def	tot	avg								
at #7 Wisconsin	11/25/20		10	0-1	.000	0-1	.000	0-0	.000	0	2	2	2.0	2	0	1	0	0	0	0.0	
at Marquette	11/27/20		17	0-1	.000	0-1	.000	0-0	.000	0	1	1	1.5	5	0	1	0	0	0	0.0	
at Dayton	12/01/20		6	0-1	.000	0-0	.000	0-0	.000	1	1	2	1.7	2	0	1	0	0	0	0.0	
CHICAGO STATE	12/03/20		14	1-3	.333	0-1	.000	2-2	1.000	2	0	2	1.8	2	0	2	0	0	4	1.0	
at Green Bay	12/05/20		14	1-4	.250	0-3	.000	1-2	.500	0	1	1	1.6	2	0	0	0	1	3	1.4	
at Evansville	12/09/20		16	2-5	.400	0-2	.000	0-0	.000	1	3	4	2.0	1	0	0	0	0	4	1.8	
WESTERN ILLINOIS	12/12/20		1	0-0	.000	0-0	.000	0-0	.000	0	0	0	1.7	0	0	0	0	0	0	1.6	
AUSTIN PEAY	01/09/21		20	3-6	.500	3-4	.750	4-4	1.000	2	3	5	2.1	3	2	0	0	0	13	3.0	
MOREHEAD STATE	01/14/21		18	1-3	.333	1-2	.500	0-0	.000	1	1	2	2.1	4	0	0	2	0	3	3.0	
EASTERN KENTUCKY	01/16/21		27	2-6	.333	1-2	.500	1-2	.500	0	1	1	2.0	2	1	1	0	0	6	3.3	
at Belmont	01/21/21		18	0-4	.000	0-3	.000	0-0	.000	0	1	1	1.9	0	0	1	0	0	0	3.0	
at Tennessee St.	01/23/21	*	21	1-4	.250	1-3	.333	0-0	.000	1	1	2	1.9	4	0	1	1	0	3	3.0	
SIUE	01/26/21	*	21	1-4	.250	0-2	.000	0-0	.000	0	2	2	1.9	4	1	0	0	0	2	2.9	
Totals			2	203	12-42	.286	6-24	.250	8-10	.800	8	17	25	1.9	31	4	8	3	1	38	2.9

Games played: 13
Minutes/game: 15.6
Points/game: 2.9
FG Pct: 28.6
3FG Pct: 25.0
FT Pct: 80.0

Rebounds/game: 1.9
Assists/game: 0.3
Turnovers/game: 0.6
Assist/turnover ratio: 0.5
Steals/game: 0.1
Blocks/game: 0.2

#12 SCHNYDERS, Micah

Opponent	Date	gs	min	Total		3-Pointers		Free throws		Rebounds				pf	a	t/o	blk	stl	pts	avg
				fg-fga	pct	3fg-fga	pct	ft-fta	pct	off	def	tot	avg							
MOREHEAD STATE	01/14/21		2	0-0	.000	0-0	.000	0-0	.000	0	0	0	0.0	0	0	0	0	0	0	0.0
Totals			0	2	0-0	.000	0-0	.000	0-0	.000	0	0	0	0.0	0	0	0	0	0	0.0

Games played: 1
Minutes/game: 2.0

Eastern Illinois Basketball
Eastern Illinois Individual Game-by-Game (as of Jan 26, 2021)
All games

#13 ABRAHAM, Henry

Opponent	Date	gs	min	Total		3-Pointers		Free throws		Rebounds				pf	a	t/o	blk	stl	pts	avg
				fg-fga	pct	3fg-fga	pct	ft-fta	pct	off	def	tot	avg							
CHICAGO STATE	12/03/20		10	0-3	.000	0-3	.000	0-0	.000	0	2	2	2.0	1	0	1	0	0	0	0.0
at Green Bay	12/05/20		16	4-7	.571	3-6	.500	0-0	.000	0	1	1	1.5	1	1	1	0	1	11	5.5
at Eastern Kentucky	12/30/20		23	3-7	.429	2-6	.333	1-2	.500	0	2	2	1.7	1	0	1	0	1	9	6.7
TENNESSEE TECH	01/02/21		14	1-1	1.000	1-1	1.000	0-0	.000	0	0	0	1.3	3	0	0	0	1	3	5.8
MURRAY STATE	01/07/21		13	2-3	.667	2-3	.667	0-2	.000	0	1	1	1.2	0	1	0	0	0	6	5.8
AUSTIN PEAY	01/09/21		17	1-7	.143	1-6	.167	0-0	.000	0	0	0	1.0	1	0	1	0	1	3	5.3
MOREHEAD STATE	01/14/21		18	3-5	.600	2-4	.500	0-0	.000	0	0	0	0.9	1	3	0	0	0	8	5.7
EASTERN KENTUCKY	01/16/21		29	2-6	.333	2-6	.333	0-0	.000	0	7	7	1.6	3	1	2	0	2	6	5.8
at Belmont	01/21/21	*	29	3-7	.429	2-6	.333	0-0	.000	1	1	2	1.7	0	2	3	0	1	8	6.0
at Tennessee St.	01/23/21	*	33	4-11	.364	4-11	.364	0-0	.000	0	1	1	1.6	0	0	0	0	0	12	6.6
SIUE	01/26/21	*	31	1-5	.200	0-4	.000	0-0	.000	0	1	1	1.5	0	2	1	0	1	2	6.2
Totals			3	24-62	.387	19-56	.339	1-4	.250	1	16	17	1.5	11	10	10	0	8	68	6.2

Games played: 11
Minutes/game: 21.2
Points/game: 6.2
FG Pct: 38.7
3FG Pct: 33.9
FT Pct: 25.0

Rebounds/game: 1.5
Assists/game: 0.9
Turnovers/game: 0.9
Assist/turnover ratio: 1.0
Steals/game: 0.7

#20 FRIDAY IV, Sammy

Opponent	Date	gs	min	Total		3-Pointers		Free throws		Rebounds				pf	a	t/o	blk	stl	pts	avg
				fg-fga	pct	3fg-fga	pct	ft-fta	pct	off	def	tot	avg							
at #7 Wisconsin	11/25/20	*	11	1-2	.500	0-0	.000	0-0	.000	3	1	4	4.0	3	0	1	0	0	2	2.0
at Marquette	11/27/20		10	0-2	.000	0-0	.000	0-0	.000	3	0	3	3.5	3	1	1	0	0	0	1.0
at Dayton	12/01/20		15	2-4	.500	0-0	.000	2-2	1.000	2	2	4	3.7	0	0	2	0	1	6	2.7
CHICAGO STATE	12/03/20		19	7-11	.636	0-0	.000	2-4	.500	3	4	7	4.5	1	0	0	0	0	16	6.0
at Green Bay	12/05/20		29	5-12	.417	0-0	.000	4-8	.500	8	4	12	6.0	3	0	0	0	0	14	7.6
at Evansville	12/09/20	*	13	1-1	1.000	0-0	.000	0-0	.000	0	1	1	5.2	1	0	0	0	0	2	6.7
WESTERN ILLINOIS	12/12/20	*	18	7-7	1.000	0-0	.000	2-5	.400	1	2	3	4.9	1	0	0	0	1	16	8.0
at Eastern Kentucky	12/30/20	*	17	2-6	.333	0-0	.000	3-3	1.000	3	5	8	5.3	1	0	2	0	0	7	7.9
TENNESSEE TECH	01/02/21	*	18	4-6	.667	0-0	.000	1-2	.500	2	1	3	5.0	1	1	0	0	0	9	8.0
MURRAY STATE	01/07/21	*	14	2-5	.400	0-0	.000	0-0	.000	2	0	2	4.7	3	1	1	0	0	4	7.6
AUSTIN PEAY	01/09/21		9	1-1	1.000	0-0	.000	4-4	1.000	1	1	2	4.5	0	0	0	0	0	6	7.5
MOREHEAD STATE	01/14/21	*	14	4-5	.800	0-0	.000	0-0	.000	2	3	5	4.5	1	0	0	2	0	8	7.5
EASTERN KENTUCKY	01/16/21	*	21	7-8	.875	0-0	.000	4-8	.500	1	3	4	4.5	0	1	1	0	2	18	8.3
at Belmont	01/21/21	*	24	9-12	.750	0-0	.000	2-3	.667	5	5	10	4.9	3	0	3	1	0	20	9.1
Totals			9	52-82	.634	0-0	.000	24-39	.615	36	32	68	4.9	21	4	11	3	4	128	9.1

Games played: 14
Minutes/game: 16.6
Points/game: 9.1
FG Pct: 63.4
FT Pct: 61.5

Rebounds/game: 4.9
Assists/game: 0.3
Turnovers/game: 0.8
Assist/turnover ratio: 0.4
Steals/game: 0.3
Blocks/game: 0.2

Eastern Illinois Basketball
Eastern Illinois Individual Game-by-Game (as of Jan 26, 2021)
All games

#21 DIARRA, Madani

Opponent	Date	gs	min	Total		3-Pointers		Free throws		Rebounds				pf	a	t/o	blk	stl	pts	avg	
				fg-fga	pct	3fg-fga	pct	ft-fta	pct	off	def	tot	avg								
at #7 Wisconsin	11/25/20		11	0-2	.000	0-0	.000	0-0	.000	0	0	0	0.0	1	0	0	0	0	0	0.0	
at Marquette	11/27/20		3	0-0	.000	0-0	.000	0-0	.000	0	0	0	0.0	0	0	0	0	0	0	0.0	
at Dayton	12/01/20		9	1-2	.500	0-0	.000	0-0	.000	0	1	1	0.3	2	0	0	0	0	2	0.7	
at Evansville	12/09/20		4	0-0	.000	0-0	.000	0-0	.000	0	1	1	0.5	1	1	0	0	0	0	0.5	
WESTERN ILLINOIS	12/12/20		6	1-3	.333	0-0	.000	0-0	.000	0	0	0	0.4	3	0	1	0	0	2	0.8	
at Eastern Kentucky	12/30/20		1	0-0	.000	0-0	.000	0-0	.000	0	1	1	0.5	0	0	0	0	0	0	0.7	
TENNESSEE TECH	01/02/21		8	1-1	1.000	0-0	.000	2-2	1.000	0	0	0	0.4	3	0	1	0	0	4	1.1	
MURRAY STATE	01/07/21		10	1-4	.250	0-0	.000	0-0	.000	0	1	1	0.5	2	0	1	1	0	2	1.3	
AUSTIN PEAY	01/09/21		8	1-1	1.000	0-0	.000	2-2	1.000	1	1	2	0.7	2	0	1	0	0	4	1.6	
MOREHEAD STATE	01/14/21		15	1-2	.500	0-0	.000	1-2	.500	5	3	8	1.4	1	0	1	0	0	3	1.7	
EASTERN KENTUCKY	01/16/21		18	3-4	.750	0-0	.000	0-0	.000	3	4	7	1.9	2	0	0	0	0	6	2.1	
at Belmont	01/21/21		13	1-4	.250	0-0	.000	0-0	.000	1	3	4	2.1	3	0	0	0	0	2	2.1	
at Tennessee St.	01/23/21		18	3-5	.600	0-0	.000	2-2	1.000	3	3	6	2.4	1	0	3	0	0	8	2.5	
SIUE	01/26/21		20	5-5	1.000	0-0	.000	0-1	.000	3	1	4	2.5	3	0	1	1	2	10	3.1	
Totals			0	144	18-33	.545	0-0	.000	7-9	.778	16	19	35	2.5	24	1	9	2	2	43	3.1

Games played: 14
Minutes/game: 10.3
Points/game: 3.1
FG Pct: 54.5
FT Pct: 77.8

Rebounds/game: 2.5
Assists/game: 0.1
Turnovers/game: 0.6
Assist/turnover ratio: 0.1
Steals/game: 0.1
Blocks/game: 0.1

#22 WALLACE, Josiah

Opponent	Date	gs	min	Total		3-Pointers		Free throws		Rebounds				pf	a	t/o	blk	stl	pts	avg	
				fg-fga	pct	3fg-fga	pct	ft-fta	pct	off	def	tot	avg								
at #7 Wisconsin	11/25/20	*	31	9-16	.563	1-1	1.000	3-3	1.000	0	4	4	4.0	0	3	2	1	0	22	22.0	
at Marquette	11/27/20	*	31	4-9	.444	1-1	1.000	6-7	.857	0	4	4	4.0	0	1	1	0	2	15	18.5	
at Dayton	12/01/20	*	29	3-14	.214	0-2	.000	0-0	.000	1	1	2	3.3	0	4	2	0	0	6	14.3	
CHICAGO STATE	12/03/20	*	26	6-8	.750	1-1	1.000	2-2	1.000	0	2	2	3.0	1	3	1	1	2	15	14.5	
at Green Bay	12/05/20	*	36	9-16	.563	0-0	.000	9-11	.818	0	5	5	3.4	1	2	1	1	1	27	17.0	
at Evansville	12/09/20	*	29	6-13	.462	3-3	1.000	2-2	1.000	0	2	2	3.2	0	2	2	0	0	17	17.0	
WESTERN ILLINOIS	12/12/20	*	37	7-14	.500	1-2	.500	7-9	.778	2	2	4	3.3	1	4	0	1	2	22	17.7	
TENNESSEE TECH	01/02/21	*	36	6-12	.500	1-4	.250	6-6	1.000	0	4	4	3.4	0	3	3	0	0	19	17.9	
MURRAY STATE	01/07/21	*	33	6-11	.545	0-2	.000	6-6	1.000	0	10	10	4.1	2	4	1	1	0	18	17.9	
AUSTIN PEAY	01/09/21	*	23	6-7	.857	1-1	1.000	1-1	1.000	0	2	2	3.9	0	2	4	0	2	14	17.5	
at Belmont	01/21/21	*	27	4-8	.500	2-3	.667	0-0	.000	0	6	6	4.1	0	3	3	0	1	10	16.8	
at Tennessee St.	01/23/21	*	32	4-15	.267	0-5	.000	0-0	.000	0	6	6	4.3	3	4	3	0	2	8	16.1	
SIUE	01/26/21	*	37	7-14	.500	1-5	.200	5-8	.625	1	2	3	4.2	1	4	2	0	2	20	16.4	
Totals			13	407	77-157	.490	12-30	.400	47-55	.855	4	50	54	4.2	9	39	25	5	14	213	16.4

Games played: 13
Minutes/game: 31.3
Points/game: 16.4
FG Pct: 49.0
3FG Pct: 40.0
FT Pct: 85.5

Rebounds/game: 4.2
Assists/game: 3.0
Turnovers/game: 1.9
Assist/turnover ratio: 1.6
Steals/game: 1.1
Blocks/game: 0.4

Eastern Illinois Basketball
Eastern Illinois Individual Game-by-Game (as of Jan 26, 2021)
All games

#25 DEANG, Deang

Opponent	Date	gs	min	Total		3-Pointers		Free throws		Rebounds				pf	a	t/o	blk	stl	pts	avg
				fg-fga	pct	3fg-fga	pct	ft-fta	pct	off	def	tot	avg							
at Eastern Kentucky	12/30/20		13	0-3	.000	0-2	.000	0-0	.000	1	2	3	3.0	3	5	1	0	2	0	0.0
TENNESSEE TECH	01/02/21		8	0-1	.000	0-1	.000	0-0	.000	0	0	0	1.5	2	1	2	0	1	0	0.0
MURRAY STATE	01/07/21		11	1-3	.333	0-0	.000	0-0	.000	0	1	1	1.3	0	0	1	1	2	2	0.7
AUSTIN PEAY	01/09/21		1	0-0	.000	0-0	.000	0-0	.000	0	0	0	1.0	0	0	0	0	0	0	0.5
at Belmont	01/21/21		14	2-6	.333	1-2	.500	0-0	.000	0	0	0	0.8	1	0	1	0	0	5	1.4
at Tennessee St.	01/23/21		26	1-4	.250	0-1	.000	0-0	.000	0	1	1	0.8	3	0	1	0	0	2	1.5
SIUE	01/26/21	*	26	5-8	.625	1-4	.250	0-2	.000	0	3	3	1.1	3	0	2	0	0	11	2.9
Totals		1	99	9-25	.360	2-10	.200	0-2	.000	1	7	8	1.1	12	6	8	1	5	20	2.9

Games played: 7
Minutes/game: 14.1
Points/game: 2.9
FG Pct: 36.0
3FG Pct: 20.0
FT Pct: 0.0

Rebounds/game: 1.1
Assists/game: 0.9
Turnovers/game: 1.1
Assist/turnover ratio: 0.8
Steals/game: 0.7
Blocks/game: 0.1

#35 DIXON, George

Opponent	Date	gs	min	Total		3-Pointers		Free throws		Rebounds				pf	a	t/o	blk	stl	pts	avg
				fg-fga	pct	3fg-fga	pct	ft-fta	pct	off	def	tot	avg							
at #7 Wisconsin	11/25/20	*	24	3-9	.333	0-0	.000	2-2	1.000	5	5	10	10.0	3	0	1	1	0	8	8.0
at Marquette	11/27/20	*	23	2-9	.222	0-1	.000	1-3	.333	2	3	5	7.5	2	2	2	0	3	5	6.5
at Dayton	12/01/20	*	21	3-7	.429	0-0	.000	2-5	.400	4	2	6	7.0	4	0	0	0	0	8	7.0
CHICAGO STATE	12/03/20	*	27	1-6	.167	0-0	.000	0-0	.000	2	5	7	7.0	2	2	1	0	4	2	5.8
at Green Bay	12/05/20	*	36	4-6	.667	0-0	.000	0-0	.000	4	8	12	8.0	3	2	1	1	4	8	6.2
at Evansville	12/09/20	*	23	0-3	.000	0-0	.000	0-2	.000	1	1	2	7.0	0	3	1	0	3	0	5.2
WESTERN ILLINOIS	12/12/20	*	27	1-5	.200	0-0	.000	0-0	.000	3	4	7	7.0	0	1	1	1	1	2	4.7
at Eastern Kentucky	12/30/20	*	36	4-15	.267	0-0	.000	4-6	.667	8	7	15	8.0	1	2	5	1	2	12	5.6
TENNESSEE TECH	01/02/21	*	26	4-9	.444	0-1	.000	0-2	.000	2	4	6	7.8	5	0	2	0	3	8	5.9
MURRAY STATE	01/07/21		20	1-2	.500	0-0	.000	1-2	.500	1	1	2	7.2	1	0	1	1	1	3	5.6
AUSTIN PEAY	01/09/21	*	17	0-0	.000	0-0	.000	0-0	.000	0	3	3	6.8	5	0	1	0	1	0	5.1
MOREHEAD STATE	01/14/21	*	22	3-10	.300	0-1	.000	1-4	.250	2	1	3	6.5	3	2	0	0	1	7	5.3
EASTERN KENTUCKY	01/16/21	*	24	4-11	.364	0-0	.000	2-3	.667	2	4	6	6.5	3	0	1	0	1	10	5.6
at Belmont	01/21/21	*	20	0-1	.000	0-0	.000	0-0	.000	3	1	4	6.3	2	1	1	0	1	0	5.2
at Tennessee St.	01/23/21	*	16	1-4	.250	0-0	.000	0-0	.000	1	0	1	5.9	0	1	0	0	1	2	5.0
Totals		14	362	31-97	.320	0-3	.000	13-29	.448	40	49	89	5.9	34	16	18	5	26	75	5.0

Games played: 15
Minutes/game: 24.1
Points/game: 5.0
FG Pct: 32.0
3FG Pct: 0.0
FT Pct: 44.8

Rebounds/game: 5.9
Assists/game: 1.1
Turnovers/game: 1.2
Assist/turnover ratio: 0.9
Steals/game: 1.7
Blocks/game: 0.3