

# EASTERN ILLINOIS

## 2019-20 Men's Basketball



EASTERN ILLINOIS

### EASTERN ILLINOIS (7-5) at Tennessee State (8-5)



Thursday, Jan. 2 • 7:30 pm  
 Nashville, Tenn. • Gentry Center  
 RADIO: Hit Mix 88.9 FM  
 TV: ESPN+  
 LIVE STATS: www.tsutigers.com  
 SERIES RECORD: TSU leads 30-24  
 LAST MEETING: @TSU 75, EIU 60 on Feb. 23, 2019



#### GAME 13

Eastern Illinois opens Ohio Valley Conference play on Thursday at Tennessee State as the Panthers will play their first four conference games on the road. The Nashville swing will end on Saturday at Belmont. EIU is 7-5 after a road loss at Grand Canyon just prior to the Holiday Break. EIU has now posted a winning non-conference record in four of the last six years. TSU enters at 8-5 winning two of their last three games.

#### SKIPPER-BROWN ON THE GLASS

Jordan Skipper-Brown was active on the glass in the Panthers final non-conference game at Grand Canyon. The junior pulled down 11 rebounds with five of them on the offensive glass. It was his second double figure rebounding game of the season after posting a double-double earlier this year against Chicago State (11 points, 11 rebounds). Skipper-Brown added six points at Grand Canyon on 2-of-2 shooting from the field. He enters OVC play leading the conference in field goal percentage at 75.5 percent. He has made seven of his last nine shots from the field. He has four double figure scoring games this season with a high of 14 against Indiana Northwest. He recently had ten points in the road win at Western Illinois.

#### OHIO VALLEY CONFERENCE OPENERS

Eastern Illinois will open the Ohio Valley Conference season on the road Thursday night at Tennessee State. The Panthers are 3-4 in previous OVC openers under head coach Jay Spoonhour snapping a three game losing skid last year with a home overtime win over UT Martin. EIU has lost four straight OVC road openers with the last win on the road to open the conference season on Dec. 3, 2009, a triple-overtime road win at Tennessee State (83-81). This will be the seventh time EIU has opened the OVC season against TSU with EIU winning four of the six previous meetings.

#### UP NEXT

Saturday, January 4 at Belmont, 4 p.m. (ESPN+)

O 30	MISSOURI ST. LOUIS (ex.)	W 66-51
N 5	at Texas Tech	L 60-85
N 8	at Wisconsin	L 52-65
N 12	CHICAGO STATE	W 98-34
N 18	# INDIANA NORTHWEST	W 114-61
N 22	# vs. Saint Francis (Ill.)	W 87-47
N 23	# vs. Bethune-Cookman	L 63-66
N 24	# at Incarnate Word	W 72-63
D 4	at Purdue Fort Wayne	L 69-74
D 7	GREEN BAY	W 93-80
D 14	at Milwaukee	W 75-68
D 16	at Western Illinois	W 85-47
D 21	at Grand Canyon	L 63-85
J 2	• at Tennessee State	7:30 pm
J 4	• at Belmont	4 pm
J 9	• at Eastern Kentucky	6:30 pm
J 11	• at Morehead State	2 pm
J 16	• JACKSONVILLE STATE	7:30 pm
J 18	• TENNESSEE TECH	3:15 pm
J 23	• UT MARTIN	7:30 pm
J 25	• SOUTHEAST MISSOURI	3:15 pm
J 30	• at Murray State	7 pm
F 1	• at Austin Peay	4 pm
F 6	• EASTERN KENTUCKY	7:30 pm
F 8	• MOREHEAD STATE	3:15 pm
F 13	• SIUE	7:30 pm
F 15	• at UT Martin	4 pm
F 20	• MURRAY STATE	7:30 pm
F 22	• AUSTIN PEAY	3:15 pm
F 27	• at Southeast Missouri	7:15 pm
F 29	• at SIUE	2 pm
M 47	at OVC Tournament (Evansville, Ind.)	

• Ohio Valley Conference Games  
 + Incarnate Word MTE (San Antonio, Texas)

#### EASTERN ILLINOIS PROJECTED STARTERS \*

P	#	Name	Ht	Wt	Yr	Hometown	Pts	Reb	Ast
G	3	Mack Smith	6-2	185	Jr	Indianapolis, Ind.	13.3	3.1	1.1
G	4	Marvin Johnson	6-6	190	Jr	Ardmore, Okla.	10.2	4.6	3.7
G	22	Josiah Wallace	6-4	185	Jr	Marshall, Ill.	9.3	4.3	2.3
F	32	JaQualis Matlock	6-5	225	Sr	Hopkinsville, Ky.	6.4	4.4	1.3
F	35	George Dixon	6-5	230	Jr	Milwaukee, Wis.	13.2	8.8	1.7

#### EASTERN ILLINOIS RESERVES

G	1	Kashawn Charles	6-1	185	Jr	Wyandanch, NY	5.1	0.8	0.3
F	2	Jordan Skipper-Brown	6-6	230	Jr	Killeen, Texas	7.4	4.8	1.0
G	5	Shareef Smith	5-10	180	Sr	Madison, Wis.	4.0	2.4	1.5
G	11	Logan Koch	6-1	200	Sr	Shawnee, Kan.	--	--	--
G	12	Dondre Duffus	6-2	185	Gr	Palm Beach, Fla.	2.7	1.4	0.8
G	13	Shawn Wilson	5-11	165	Sr	Harvey, Ill.	--	--	--
F	21	Braxton Shaw	6-7	210	Sr	Fontana, Calif	3.0	2.1	0.3
G	25	Deang Deang	6-4	185	Jr	Madison, Wis.	9.5	3.4	3.0



#### 2019-20 OVC BASKETBALL STANDINGS

SCHOOL	OVC	OVERALL
Austin Peay	0-0	6-7
Belmont	0-0	9-4
Eastern Illinois	0-0	7-5
Eastern Kentucky	0-0	3-10
Jacksonville State	0-0	5-8
Morehead State	0-0	6-7
Murray State	0-0	7-5
SIUE	0-0	3-10
Southeast Missouri	0-0	4-9
Tennessee State	0-0	8-5
Tennessee Tech	0-0	3-10
UT Martin	0-0	4-7

As of December 31, 2019

## INSIDE THE NUMBERS



**EASTERN ILLINOIS.**



EIU Points Per Game.....	77.6	TSU Points Per Game .....	75.1
Opponents Points Per Game .....	64.6	Opponents Points Per Game .....	70.5
Scoring Margin .....	+ 13.0	Scoring Margin .....	+ 4.5
Field Goal Percentage .....	.461	Field Goal Percentage .....	.484
3-Point Field Goal Percentage ....	.344	3-Point Field Goal Percentage ....	.334
Free Throw Percentage .....	.709	Free Throw Percentage .....	.632
Rebounds.....	39.5	Rebounds.....	38.8
Rebound Margin .....	+ 5.1	Rebound Margin .....	+ 7.5
Assists Per Game .....	15.4	Assists Per Game .....	14.6
Turnovers Per Game .....	14.1	Turnovers Per Game .....	17.5
Steals Per Game .....	8.3	Steals Per Game .....	5.6
Blocks Per Game.....	4.2	Blocks Per Game.....	4.3
Field Goal Percentage Defense...	.388	Field Goal Percentage Defense...	.411

### EASTERN ILLINOIS HEAD COACH JAY SPOONHOUR

Jay Spoonhour is in his eighth season as the Panthers head coach having been hired on April 9, 2012. Spoonhour was previously the head coach at Moberly Area Community College where he coached for three seasons. He was a long time assistant coach at the NCAA Division I level and served as the interim head coach at UNLV to complete the 2004 season posting a 6-4 record and taking the team to the finals of the Mountain West Conference Tournament along with an NIT appearance. In 2001 Spoonhour was named the National Junior College Coach of the Year leading Wabash Valley College to the NJCAA National Championship with a 36-1 record. He is the son of the late legendary coach Charlie Spoonhour. Spoonhour played basketball at Pittsburg State earning his degree in 1994. He was an honorable mention All-Conference selection. He has assistant coaching stops at Central Missouri, Saint Louis, UNLV, Missouri and Texas San Antonio. Spoonhour's career mark is 206-161; 106-133 at the NCAA Division I level. His EIU record is 100-129 with an OVC mark of 51-65. Spoonhour led the program to its first NCAA Division I postseason win on March 17, 2015 with a 97-91 win at Oakland in the CIT.

### LAST TIME OUT

Grand Canyon held Eastern Illinois to its lowest shooting percentage of the season as the Lopes won 85-63. EIU was held to 31.7 percent from the field as Josiah Wallace led the Panthers with 18 points. Mack Smith and George Dixon both reached double figures while Jordan Skipper-Brown pulled down 11 rebounds.

### SCOUTING TENNESSEE STATE

Brian "Penny" Collins is in his second season as the head coach at Tennessee State. The Tigers enter the OVC season at 8-5 and need just one win to match last year's season win total of nine. TSU has four players averaging in double figures between 11.5 and 10.1 points per game. Graduate transfer (West Virginia) Wesley Harris is currently the team's leading scorer at 11.5 points per game. The Tigers are currently the best shooting team in the OVC at 48.4 percent per game.

### SERIES INFORMATION

This will be the 55th meeting between Eastern Illinois and Tennessee State in a series that dates back to the late 1950's when both schools were members of the NAIA. TSU leads the all-time series 30-24 but EIU does hold a slight 20-19 series lead in games played in the Ohio Valley Conference. TSU won last season in Nashville, 75-60, and has won two straight over EIU in the Gentry Center.

## QUICK FACTS

### EIU BASKETBALL CONTACT INFO / QUICK FACTS

Contact:..... Rich Moser  
 Email:..... rlmoser@eiu.edu  
 Phone:..... (217) 581-7480  
 Cell Phone:..... (217) 508-8317  
 Website:..... www.EIUpanters.com  
 Location ..... Charleston, Ill.  
 Enrollment .....7,806  
 Nickname ..... Panthers  
 Colors ..... Blue, Gray & White  
 President ..... Dr. David Glassman  
 Athletic Director..... Tom Michael  
 Basketball Arena ..... Lantz Arena  
 Basketball Radio Station ..... Hit Mix 88.9 WEIU  
 Announcers..... Mike Bradd & Jack Ashmore



**TWITTER**  
 @EIU\_Panthers  
 @e iubasketball



**FACEBOOK**  
 EIUPanthers  
 EIUMensBasketball



**INSTAGRAM**  
 eiuptionation

## Career Double-Doubles

### GEORGE DIXON (4)

LAST

14 pts, 12 reb at Milwaukee (Dec. 14, 2019)

### JORDAN SKIPPER-BROWN (1)

LAST

11 pts, 11 reb vs. Chicago State (Nov. 12, 2019)

### MACK SMITH (2)

LAST

14 pts, 10 reb vs. Arkansas State (Nov. 24, 2018)

## Career Double Figure Scoring

Mack Smith.....	46
Josiah Wallace.....	31
Shareef Smith.....	10
George Dixon.....	9
Kashawn Charles .....	6
Marvin Johnson.....	5
Deang Deang.....	4
JaQualis Matlock .....	4
Jordan Skipper-Brown .....	4
Braxton Shaw.....	1
Dondre Duffus.....	1

## Career Double Figure Rebounds

George Dixon.....	5
Mack Smith.....	2
Jordan Skipper-Brown .....	2
JaQualis Matlock .....	1

## Career Double Figure Assists

## 2019-20 Eastern Illinois Panther Basketball

#	PLAYER	POS	HT	WT	YR	HOMETOWN (HIGH SCHOOL/LAST)	PLAYER NOTES
1	Kashawn Charles	G	6-1	185	Jr	Wyandanch, NY (Labette CC)	Has a pair of 11 point games off the bench
2	Jordan Skipper-Brown	F	6-6	230	Jr	Little Rock, Ark. (McLennan JC)	Leads OVC in FG Pct (75.5 pct)... made 26 of last 31 FG
3	Mack Smith	G	6-2	185	Jr	Indianapolis, Ind. (Warren Central HS)	61 straight games with a made 3-pointer (longest in NCAA)
4	Marvin Johnson	G	6-6	190	Jr	Ardmore, Okla. (Coffeyville CC)	Third in OVC in steals, high of six vs. Incarnate Word
5	Shareef Smith	G	5-10	180	Sr	Madison, Wis. (Highland (IL) CC)	Has scored in every game this season coming off the bench
11	Logan Koch	G	6-1	200	Sr	Shawnee, Kan. (Mill Valley HS)	All points last season scored on 3-pointers
12	Dondre Duffus	G	6-2	185	Gr	Palm Beach, Fla. (Bethune-Cookman Univ.)	Scored ten points against Indiana Northwest - first EIU start
13	Shawn Wilson	G	5-11	165	Sr	Harvey, Ill. (Thornton HS)	Matched season high two assists at Tennessee State
21	Braxton Shaw	F	6-7	210	Sr	Fontana, Calif. (Odessa CC)	Scored nine points off the bench at Western Illinois
22	Josiah Wallace	G	6-4	185	Jr	Marshall, Ill. (Olney Central College)	Double figure scoring in six of last seven games (11.5 ppg)
25	Deang Deang	G	6-4	185	Jr	Madison, Wis. (Highland (IL) CC)	Injured at Milwaukee (will miss remainder of season)
32	JaQualis Matlock	F	6-5	225	Sr	Hopkinsville, Ky. (Moberly Area CC)	Season high 14 points, 8 rebounds at Western Illinois
35	George Dixon	F	6-5	230	Jr	Milwaukee, Wis. (Vincennes Univ.)	OVC Newcomer of the Week on Dec. 9 & Dec. 16

### Pronunciation Guide

**Head Coach:** Jay Spoonhour (Pittsburg State, 1994 - 8th year)

**Assistant Coach:** Rand Chappell (Missouri State, 1985 - 7th year) - (like Chapel)

**Assistant Coach:** Justin Brown (Southwest Baptist, 2009 - 2nd year)

**Assistant Coach:** Matt Bringman (Palm Beach Atlantic, 2008 - 1st year)

**Graduate Assistant:** Matt Horgan (Eastern Illinois, 2016 - 2nd year)

**Athletic Trainer:** Michael Nordgren (3rd year)

#1 - Kashawn Charles      Kah-sean

#11 - Logan Koch      Cook

#12 - Dondre Duffus      Don-dray \* duff-is

#25 - Deang Deang      Dang (like bang)

#32 - JaQualis Matlock      jah-Quay-liss

### Panthers Record When...

Numbers from 2019-20 season

Leading at the half	6-1
Trailing at the half	1-4
Tied at the half	0-0
EIU leads in rebounds	7-0
Opponent leads in rebounds	0-5
Rebounds are equal	0-0
EIU has more turnovers	2-1
Opponent has more turnovers	5-2
Turnovers are equal	0-2
EIU shoots 50% or better	3-0
EIU shoots below 40%	1-2
Opponent shoots 50% or better	0-2
Opponent shoots below 40%	5-1
EIU has 65 or fewer points	0-4
EIU has 80 or more points	5-0
Opponent scores 65 or fewer	5-0
Opponent score 80 or more	1-2
Games decided by 1-5 points	0-2
Games decided by 6-10 points	2-0
Games decided by 11-15 points	1-1
Games decided by 16 points or more	4-2
Overtime Games	0-0

• Josiah Wallace, EIU's leading scorer last season, continues to heat up as the Panthers prepare to open Ohio Valley Conference action. Wallace scored 18 points at Grand Canyon as he has six double figure games in his last seven contests. Last season Wallace averaged 15.7 points per game to rank seventh in the OVC while earning first team All-OVC honors. In his last two games Wallace is averaging 15.5 points per game while shooting 11-of-19 from the field (57.9 pct).

• Mack Smith moved up one spot to eighth on the Eastern Illinois career 3-pointers made list knocking down four 3's in the Panthers recent game at Grand Canyon. It was the ninth game of the season that Smith has made multiple 3-pointers in a game. He enters OVC play as the NCAA active leader in consecutive games with a 3-pointer made with his current streak at 61 games. Smith is 10th in the OVC in scoring at 13.3 points per game and fourth in the league in 3-pointers made. He now has 168 career 3's.

• George Dixon opens his first Ohio Valley Conference season with the Panthers as one of EIU's most consistent players during the non-conference schedule. Dixon is currently 11th in the OVC in scoring (13.2 ppg) and tied for first in rebounding (8.8 rpg). Dixon has been named the OVC Newcomer of the Week twice this season with four double-doubles to his credit.

• Senior JaQualis Matlock had three blocks at Grand Canyon as he has now collected multiple blocks in each of EIU's last three games. Matlock is tied for eighth in the OVC in blocks with teammate Jordan Skipper-Brown with 14 total blocks. At Grand Canyon Matlock was held to 0-of-4 on field goals snapping a hot streak that had seen the post player shooting 81 percent over the previous four games (17-of-21).



• Eastern Illinois team defense has been a staple for the Panthers this season during non-conference play. EIU enters OVC play first in the OVC in field goal percentage defense and second in scoring defense. EIU is holding opponents to 38.8 percent shooting per game with four opponents held to 30 percent or lower this season. EIU is holding opponents to 64.6 points per game with three opponents held under 50 points this season.



• Eastern Illinois and Tennessee State open the Ohio Valley Conference season with both teams eyeing an appearance in the season ending conference tournament at the Ford Center in Evansville, Ind. EIU was selected to finish seventh in the preseason OVC poll while TSU was tabbed ninth. In the media preseason poll EIU was selected one spot higher at sixth while TSU was eighth. EIU's Saturday opponent Belmont was picked as the preseason favorite in both polls.




**2019-20 BENCH SCORING**

<u>Game</u>	<u>EIU</u>	<u>Opp.</u>
at Texas Tech (Nov. 5) .....	22	21
at Wisconsin (Nov. 8).....	13	10
Chicago State (Nov. 12) .....	50	8
Indiana Northwest (Nov. 18).....	49	34
vs. Saint Francis (Ill.) (Nov. 22) .....	33	19
vs. Bethune-Cookman (Nov. 23) .....	13	16
at Incarnate Word (Nov. 24) .....	21	8
at Purdue Fort Wayne (Dec. 4).....	27	15
Green Bay (Dec. 7).....	19	33
at Milwaukee (Dec. 14).....	13	10
at Western Illinois (Dec. 16) .....	35	7
at Grand Canyon (Dec. 21) .....	13	20
<b>Total (Plus 107) .....</b>	<b>308</b>	<b>201</b>



**2019-20 POINTS IN THE PAINT**

<u>Game</u>	<u>EIU</u>	<u>Opp.</u>
at Texas Tech (Nov. 5) .....	28	40
at Wisconsin (Nov. 8).....	20	28
Chicago State (Nov. 12) .....	46	14
Indiana Northwest (Nov. 18).....	48	18
vs. Saint Francis (Ill.) (Nov. 22) .....	42	2
vs. Bethune-Cookman (Nov. 23) .....	32	36
at Incarnate Word (Nov. 24) .....	40	28
at Purdue Fort Wayne (Dec. 4).....	40	32
Green Bay (Dec. 7).....	40	20
at Milwaukee (Dec. 14).....	36	18
at Western Illinois (Dec. 16) .....	40	18
at Grand Canyon (Dec. 21) .....	20	28
<b>Totals (Plus 150) .....</b>	<b>432</b>	<b>282</b>



**This Last Time It Happened...**

**An EIU player scored 40 points or more...**

Josh Gomes (40) vs. UT Martin (Feb. 7, 2004)

**An EIU player scored 30 points or more...**

Josiah Wallace (31) vs. Arkansas State (Nov. 24, 2018) - Battle Blue Ridge

**An EIU player had 20 rebounds or more...**

Michael Slaughter (20) at Central Connecticut (Jan. 14, 1995)

**An EIU player had 15 rebounds or more...**

Muusa Dama (17) at South Alabama (Dec. 16, 2017)

**An EIU player had 15 assists or more...**

Chad Peckinpugh (18) vs. Southeast Missouri (Feb. 22, 1997)

**An EIU player had 10 assists or more...**

Terrell Lewis (10) at Marquette (Nov. 27, 2017)

**An EIU player had 5 steals or more...**

Marvin Johnson (6) vs. Incarnate Word (Nov. 23, 2019)

**An EIU player had 5 blocks or more...**

Aboubacar Diallo (5) vs. SIUE (Jan. 5, 2019)

**An EIU player made 5 or more 3-pointers...**

Mack Smith (6-of-12) at Milwaukee (Dec. 14, 2019)

**An EIU players made 10 or more free throws...**

A.J. Riley (10-of-14) at Austin Peay (Jan. 23, 2016)

**An EIU player had a double-double...**

George Dixon (14 pts, 12 reb) at Milwaukee (Dec. 14, 2019)

**EIU had two players post a double-double in same game...**

January 18, 2018 vs. UT Martin (W, 80-60)

Mack Smith (22 points, 11 rebounds)

Muusa Dama (12 points, 13 rebounds)

**EIU had two players score 20 or more points in a game...**

December 7, 2019 vs. Green Bay (W, 93-80)

Mack Smith (24) and George Dixon (24)

**EIU had five players score in double figures...**

November 18, 2019 vs. Indiana Northwest (W 114-61 ... 7 players in DF)

**EIU made 10 or more 3-pointers in a game...**

February 28, 2019 vs. Jacksonville State... (11-of-27 for 40.7 percent)

**EIU had 20 or more assists in a game...**

November 18, 2019 vs. Indiana Northwest... (29)

**EIU had 10 or more blocked shots in a game...**

February 15, 2015 vs. UT Martin - (10)

**EIU had 10 or more steals in a game...**

December 16, 2019 at Western Illinois - (13)

**EIU shot over 50 percent from the floor in a game...**

Nov. 22, 2019 vs. Saint Francis (Ill.) (34-of-59 for 57.6 percent)

**EIU shot over 60 percent from the floor in a game...**

December 7, 2019 vs. Green Bay (34-of-56 for 60.7 percent)

**EIU scored 100 points in a game...**

November 18, 2019 vs. Indiana Northwest (W, 114-61)

**EIU won an overtime game...**

January 5, 2019 vs. SIUE (W 84-81, OT)

<b>1</b>	<b>Kashawn Charles</b> 6-1, 185, Jr., G Wyandanch, NY	<b>G</b> 9	<b>FG</b> .533 16-30	<b>3FG</b> .522 12-23	<b>FT</b> 1.000 2-2	<b>Pts</b> 5.1	<b>Reb</b> 0.8	<b>Stl</b> 0.3	Leads OVC in 3-point shooting at 52.2 pct Hit 3-of-7 on 3-pointers at WIU (third game with three 3's) Second 11 point game of season vs Saint Francis (Ill.) Scored 11 points vs. Indiana Northwest (3-of-5 3pt FG) Scored 19 points vs Morehead State (8-of-10 FG) - 2018-19
<b>2</b>	<b>Jordan Skipper-Brown</b> 6-6, 230, Jr., F Killeen, Texas	<b>G</b> 12	<b>FG</b> .755 37-49	<b>3FG</b> .000 0-1	<b>FT</b> .517 15-29	<b>Pts</b> 7.4	<b>Reb</b> 4.8	<b>Blk</b> 1.2	Leads OVC in field goal percentage (75.5 pct) Pulled down 11 rebounds at Grand Canyon (6 pts) Has made 26 of last 31 shots from the field (83.9 pct) Double-double vs. Chicago State (11 pts / 11 reb) Scored 10 points at No. 12 Texas Tech & at Western Illinois
<b>3</b>	<b>Mack Smith</b> 6-2, 185, Jr., G Indianapolis, Ind.	<b>G</b> 12	<b>FG</b> .450 54-120	<b>3FG</b> .379 33-87	<b>FT</b> .905 19-21	<b>Pts</b> 13.3	<b>Reb</b> 3.1	<b>Ast</b> 1.1	Ranks 8th on EIU career 3-pointers made list (168) Ranks 4th in OVC in 3-pointers made per game Knocked down 6 3-pointers at Milwaukee (6-of-12 3pt FG) Has 11 20-point games (24 vs Green Bay, 24 at Milwaukee) Ranks first in NCAA in consecutive games with a 3-pt (61)
<b>4</b>	<b>Marvin Johnson</b> 6-6, 190, Jr., G Ardmore, Okla.	<b>G</b> 10	<b>FG</b> .336 37-110	<b>3FG</b> .250 4-16	<b>FT</b> .800 24-30	<b>Pts</b> 10.2	<b>Reb</b> 4.6	<b>Ast</b> 3.7	Third in OVC in steals ... high of six vs. Incarnate Word Ranks 8th in OVC in assists ... six or more in three games Scored 12 points at Wisconsin (five double figure games) Seven rebounds at Milwaukee, third game with 7 or more Played two seasons at Coffeyville CC (Kansas)
<b>5</b>	<b>Shareef Smith</b> 5-10, 180, Sr., G Madison, Wis.	<b>G</b> 11	<b>FG</b> .298 14-47	<b>3FG</b> .321 9-28	<b>FT</b> .636 7-11	<b>Pts</b> 4.0	<b>Reb</b> 2.4	<b>Ast</b> 1.5	Held without a field goal at Grand Canyon (1-of-2 FT) Scored in all 11 games off bench this season Eight rebounds against Indiana Northwest Scored 29 points at Austin Peay (11-of-16 FG) in 2018-19 Started 32 games last season (8.5 ppg / 3.8 apg)
<b>11</b>	<b>Logan Koch</b> 6-1, 200, Sr., G Shawnee, Kan.	<b>G</b>	Has not played in 2019-20 -- -- --			<b>Pts</b>	<b>Reb</b>	<b>Ast</b>	All points in 2019 came on 3-point FG (1-of-1 at TSU) Six points against Fontbonne (2-of-2 on 3-pointers) Played two games off bench at Battle in the Blue Ridge Has drawn seven charges this season on defense Was 1-of-2 on 3-pointers vs. Purdue Fort Wayne
<b>12</b>	<b>Dondre Duffus</b> 6-2, 185, Gr., G Palm Beach, Fla.	<b>G</b> 10	<b>FG</b> .391 9-23	<b>3FG</b> .167 1-6	<b>FT</b> .533 8-15	<b>Pts</b> 2.7	<b>Reb</b> 1.4	<b>Ast</b> 0.8	Had four steals at Western Illinois (seven in last three games) Scored 10 points vs. Indiana Northwest (1st EIU start) 2-of-2 on FT at Milwaukee, first FT made since Nov. 18 Graduate transfer from Bethune-Cookman University (7.6 ppg) Played one season at OVC member Southeast Missouri
<b>13</b>	<b>Shawn Wilson</b> 5-11, 165, Sr., G Harvey, Ill.	<b>G</b>	Has not played in 2019-20 -- -- --			<b>Pts</b>	<b>Reb</b>	<b>Ast</b>	Matched season high two assists at Tennessee State Had two points, two rebounds, one assist at Murray State Had 2 points, 4 rebounds at Western Illinois Scored five points vs. Fontbonne (15 minutes played) Was basketball team manager in 2016-17 season
<b>21</b>	<b>Braxton Shaw</b> 6-7, 210, Sr., F Fontana, Calif.	<b>G</b> 7	<b>FG</b> .500 8-16	<b>3FG</b> .400 2-5	<b>FT</b> .750 3-4	<b>Pts</b> 3.0	<b>Reb</b> 2.1	<b>Ast</b> 0.3	Season high nine points at Western Illinois (3-of-5 FG) Has made 6 of last 10 FG off the bench Had four points against Indiana Northwest Had eight points, eight rebounds vs. Saint Francis (Ill.) Season high 11 points vs. Fontbonne (5-of-9 FG) in 2019
<b>22</b>	<b>Josiah Wallace</b> 6-4, 185, Jr., G Marshall, Ill.	<b>G</b> 12	<b>FG</b> .406 43-106	<b>3FG</b> .194 7-36	<b>FT</b> .826 19-23	<b>Pts</b> 9.3	<b>Reb</b> 4.3	<b>Ast</b> 2.3	Double figure scoring in six of last seven games (11.3 ppg) Season high seven rebounds at Milwaukee Season high six assists at Milwaukee (26 for the season) First Team All-OVC in 2019 / Preseason All-OVC in 2020 7th in OVC in scoring (24 double figure games) - 2019
<b>25</b>	<b>Deang Deang</b> 6-4, 185, Jr., G Madison, Wis.	<b>G</b> 10	<b>FG</b> .418 33-79	<b>3FG</b> .364 8-22	<b>FT</b> .677 21-31	<b>Pts</b> 9.5	<b>Reb</b> 3.4	<b>Ast</b> 3.0	Injured at Milwaukee (will miss remainder of the season) Season high 21 points against Chicago State (7-of-10 FG) Just missed double-double with 9 pts, 9 ast vs St. Francis 7th in OVC in steals, season high five vs IU Northwest 2 Time JUCO All-Region in 2018-19 and 2016-17
<b>32</b>	<b>JaQualis Matlock</b> 6-5, 225, Sr., F Hopkinsville, Ky.	<b>G</b> 12	<b>FG</b> .542 32-59	<b>3FG</b> .400 6-15	<b>FT</b> .700 7-10	<b>Pts</b> 6.4	<b>Reb</b> 4.4	<b>Ast</b> 1.3	Matched career high with 14 points at Western Illinois Shooting 65 percent last six games (19-of-29) Averaging 8.5 points per game in last six games Had two blocks in five games, most recent at Grand Canyon Ranks 8th in OVC in blocks this season with 14
<b>35</b>	<b>George Dixon</b> 6-5, 230, Jr., F Milwaukee, Wis.	<b>G</b> 12	<b>FG</b> .571 60-105	<b>3FG</b> .400 2-5	<b>FT</b> .706 36-51	<b>Pts</b> 13.2	<b>Reb</b> 8.8	<b>Ast</b> 1.7	OVC Newcomer of the Week - Dec. 9 & Dec. 16 Tied for first in OVC in rebounding (5 double figure games) Four double-doubles ... most recent Milwaukee (14 pts, 12 reb) Double-double (13 pts, 10 reb) in opener at Texas Tech Ranks 24th in NCAA in offensive rebounds (led JUCO in 2019)

**EASTERN ILLINOIS PANTHER HIGHS (SEASON AND CAREER HIGH POINTS/REBOUNDS/ASSISTS)**

\* INDICATES HAS HAPPENED MORE THAN ONE TIME & LAST TIME OCCURED IS LISTED (# OF TIMES IN PARENTHESIS)

	SEASON HIGH	CAREER HIGH
<b>1 KASHAWN CHARLES</b>	P - 11 vs. Saint Francis (Ill.) (11-22-19) * (2) R - 2 at Western Illinois (12-16-19) * (3) A - 1 at Grand Canyon (12-21-19) * (3)	P - 21 vs. Fontbonne (12-4-18) R - 5 vs. Fontbonne (12-4-18) A - 2 at Tennessee State (2-23-19) * (4)
<b>2 JORDAN SKIPPER-BROWN</b>	P - 14 vs. Indiana Northwest (11-18-19) R - 11 at Grand Canyon (12-21-19) * (2) A - 5 vs. Saint Francis (Ill.) (11-22-19)	P - Same R - Same A - Same
<b>3 MACK SMITH</b>	P - 24 at Milwaukee (Dec. 14, 2019) * (2) R - 6 at Grand Canyon (12-21-19) * (2) A - 3 vs. Saint Francis (Ill.) (11-22-19) * (2)	P - 31 vs. Tennessee Tech (2-3-18) R - 11 vs. UT Martin (1-18-18) A - 6 vs. Southeast Missouri (2-16-19)
<b>4 MARVIN JOHNSON</b>	P - 16 at Purdue Fort Wayne (12-4-19) * (2) R - 8 at Incarnate Word (11-24-19) A - 7 at Incarnate Word (11-24-19) * (2)	P - Same R - Same A - Same
<b>5 SHAREEF SMITH</b>	P - 6 at Texas Tech (11-5-19) R - 8 vs. Indiana Northwest (11-18-19) A - 4 vs. Chicago State (11-12-19)	P - 29 at Austin Peay (2-9-19) R - 8 vs. Indiana Northwest (11-18-19) * (2) A - 9 vs. Austin Peay (1-19-19)
<b>11 LOGAN KOCH</b>	P - R - A -	P - 6 at Fontbonne (12-4-18) * (7) R - 4 vs. Belmont (1-13-18) A - 6 vs. Fontbonne (12-19-16)
<b>12 DONDRE DUFFUS</b>	P - 10 vs. Indiana Northwest (11-18-19) R - 3 vs. Green Bay (Dec. 7, 2019) * (2) A - 2 vs. Indiana Northwest (11-18-19) * (2)	P - Same R - Same A - Same
<b>13 SHAWN WILSON</b>	P - R - A -	P - 5 vs. Fontbonne (12-4-18) * (2) R - 4 at Western Illinois (12-8-18) A - 6 vs. Tennessee Tech (2-3-18)
<b>21 BRAXTON SHAW</b>	P - 9 at Western Illinois (12-16-19) R - 8 vs. Saint Francis (Ill.) (11-22-19) A - 1 vs. Indiana Northwest (11-18-19) * (2)	P - 11 vs. Fontbonne (12-4-18) R - Same A - Same
<b>22 JOSIAH WALLACE</b>	P - 18 at Grand Canyon (12-21-19) R - 7 at Milwaukee (Dec. 14, 2019) A - 6 at Milwaukee (Dec. 14, 2019)	P - 31 vs. Arkansas State (11-24-18) R - 8 vs. UT Martin (3-6-19) at OVC A - 6 at Milwaukee (Dec. 14, 2019) * (2)
<b>25 DEANG DEANG</b>	P - 21 vs. Chicago State (11-12-19) R - 9 vs. Saint Francis (Ill.) (11-22-19) A - 8 vs. Indiana Northwest (11-18-19)	P - Same R - Same A - Same
<b>32 JaQUALIS MATLOCK</b>	P - 14 at Western Illinois (12-16-19) R - 8 at Western Illinois (12-16-19) A - 3 at Western Illinois (12-16-19) * (3)	P - 14 at Western Illinois (12-16-19) * (2) R - 11 at SIUE (2-14-19) A - 5 vs. UT Martin (3-6-19) at OVC
<b>35 GEORGE DIXON</b>	P - 24 vs. Green Bay (Dec. 7, 2019) R - 14 at Purdue Fort Wayne (12-4-19) A - 5 vs. Chicago State (11-12-19)	P - Same R - Same A - Same

# EASTERN ILLINOIS MEN'S BASKETBALL STATISTICS

<b>RECORD:</b>	<b>OVERALL</b>	<b>HOME</b>	<b>AWAY</b>	<b>NEUTRAL</b>
ALL GAMES	7-5	3-0	3-4	1-1
CONFERENCE	0-0	0-0	0-0	0-0
NON-CONFERENCE	7-5	3-0	3-4	1-1

#	Player	gp-gs	min	avg	Total		3-Point		F-Throw		Rebounds			pf	dq	a	to	blk	stl	pts	avg	
					fg-fga	fg%	3fg-fga	3fg%	ft-fta	ft%	off	def	tot									avg
03	SMITH, Mack	12-12	333	27.8	54-120	.450	33-87	.379	19-21	.905	4	33	37	3.1	12	0	13	13	1	9	160	13.3
35	DIXON, George	12-11	317	26.4	60-105	.571	2-5	.400	36-51	.706	45	61	106	8.8	33	0	20	13	8	14	158	13.2
04	JOHNSON, Marvin	10-7	255	25.5	37-110	.336	4-16	.250	24-30	.800	11	35	46	4.6	20	0	37	34	2	20	102	10.2
25	DEANG, DEANG	10-5	225	22.5	33-79	.418	8-22	.364	21-31	.677	9	25	34	3.4	23	0	30	16	0	17	95	9.5
22	WALLACE, Josiah	12-12	314	26.2	43-106	.406	7-36	.194	19-23	.826	3	49	52	4.3	14	0	28	25	6	9	112	9.3
02	SKIPPER-BROWN, Jor	12-5	223	18.6	37-49	.755	0-1	.000	15-29	.517	27	31	58	4.8	34	0	12	19	14	6	89	7.4
32	MATLOCK, JaQualis	12-7	248	20.7	32-59	.542	6-15	.400	7-10	.700	24	29	53	4.4	24	0	15	13	14	7	77	6.4
01	CHARLES, Kashawn	9-0	107	11.9	16-30	.533	12-23	.522	2-2	1.000	1	6	7	0.8	12	0	3	3	1	4	46	5.1
05	SMITH, Shareef	11-0	187	17.0	14-47	.298	9-28	.321	7-11	.636	4	22	26	2.4	16	0	17	8	0	4	44	4.0
21	SHAW, Braxton	7-0	51	7.3	8-16	.500	2-5	.400	3-4	.750	4	11	15	2.1	5	0	2	6	4	1	21	3.0
12	DUFFUS, Dondre	10-1	140	14.0	9-23	.391	1-6	.167	8-15	.533	1	13	14	1.4	11	0	8	15	0	9	27	2.7
Team												12	14	26						4		
Total.....		12	2400		343-744	.461	84-244	.344	161-227	.709	145	329	474	39.5	204	0	185	169	50	100	931	77.6
Opponents.....		12	2400		267-688	.388	80-249	.321	161-224	.719	125	288	413	34.4	209	-	128	201	38	72	775	64.6

TEAM STATISTICS	EIU	OPP	Date	Opponent	Score	Att.
SCORING	931	775	11/05/19	at Texas Tech	L 60-85	15098
Points per game	77.6	64.6	11/08/19	at Wisconsin	L 52-65	17106
Scoring margin	+13.0	-	11/12/19	CHICAGO STATE	w 98-34	1198
FIELD GOALS-ATT	343-744	267-688	11/18/19	INDIANA NORTHWEST	w 114-61	1232
Field goal pct	.461	.388	# 11/22/19	vs Saint Francis (Ill.)	w 87-47	130
3 POINT FG-ATT	84-244	80-249	# 11/23/19	vs Bethune-Cookman	L 63-66	126
3-point FG pct	.344	.321	# 11/24/19	at Incarnate Word	w 72-63	349
3-pt FG made per game	7.0	6.7	12/04/19	at Purdue Fort Wayne	L 69-74	1059
FREE THROWS-ATT	161-227	161-224	12/7/19	GREEN BAY	w 93-80	1488
Free throw pct	.709	.719	12/14/19	at Milwaukee	w 75-68	1101
F-Throws made per game	13.4	13.4	12/16/19	at Western Illinois	w 85-47	347
REBOUNDS	474	413	12/21/19	at Grand Canyon	L 63-85	6634
Rebounds per game	39.5	34.4				
Rebounding margin	+5.1	-				
ASSISTS	185	128				
Assists per game	15.4	10.7				
TURNOVERS	169	201				
Turnovers per game	14.1	16.8				
Turnover margin	+2.7	-				
Assist/turnover ratio	1.1	0.6				
STEALS	100	72				
Steals per game	8.3	6.0				
BLOCKS	50	38				
Blocks per game	4.2	3.2				
ATTENDANCE	3918	41950				
Home games-Avg/Game	3-1306	7-5956				
Neutral site-Avg/Game	-	2-128				

\* = Ohio Valley Conference game  
 # = Incarnate Word MTE Tournament (San Antonio, Texas)

Score by Periods	1st	2nd	Totals
Eastern Illinois	490	441	931
Opponents	380	395	775

# EASTERN ILLINOIS MEN'S BASKETBALL TEAM GAME-BY-GAME

## TEAM STATISTICS

Opponent	Date	Score		Total		3-Pointers		Free throws		Rebounds				pf	a	t/o	blk	stl	pts	avg
				fg-fga	pct	3fg-fga	pct	ft-fa	pct	off	def	tot	avg							
at Texas Tech	11/05/19	60-85	L	23-57	.404	6-16	.375	8-13	.615	6	24	30	30.0	20	10	15	1	5	60	60.0
at Wisconsin	11/08/19	52-65	L	21-63	.333	7-19	.368	3-8	.375	11	24	35	32.5	22	10	11	4	6	52	56.0
CHICAGO STATE	11/12/19	98-34	W	35-72	.486	9-23	.391	19-23	.826	14	32	46	37.0	18	29	10	3	12	98	70.0
INDIANA NORTHWEST	11/18/19	114-61	W	42-75	.560	7-23	.304	23-31	.742	13	36	49	40.0	18	29	11	5	14	114	81.0
vs Saint Francis (Ill.)	11/22/19	87-47	W	34-59	.576	9-18	.500	10-16	.625	18	38	56	43.2	10	19	20	6	6	87	82.2
vs Bethune-Cookman	11/23/19	63-66	L	24-58	.414	7-23	.304	8-13	.615	9	18	27	40.5	18	14	15	0	4	63	79.0
at Incarnate Word	11/24/19	72-63	W	23-58	.397	3-19	.158	23-32	.719	15	18	33	39.4	13	13	9	3	12	72	78.0
at Purdue Fort Wayne	12/04/19	69-74	L	29-65	.446	5-17	.294	6-8	.750	12	21	33	38.6	18	7	15	2	8	69	76.9
GREEN BAY	12/7/19	93-80	W	34-56	.607	8-16	.500	17-23	.739	13	27	40	38.8	17	17	21	4	5	93	78.7
at Milwaukee	12/14/19	75-68	W	28-57	.491	7-16	.438	12-16	.750	13	33	46	39.5	17	12	22	8	10	75	78.3
at Western Illinois	12/16/19	85-47	W	31-64	.484	8-24	.333	15-17	.882	10	32	42	39.7	14	12	9	5	13	85	78.9
at Grand Canyon	12/21/19	63-85	L	19-60	.317	8-30	.267	17-27	.630	11	26	37	39.5	19	13	11	9	5	63	77.6
Eastern Illinois		931		343-744	.461	84-244	.344	161-227	.709	145	329	474	39.5	204	185	169	50	100	931	77.6
Opponents		775		267-688	.388	80-249	.321	161-224	.719	125	288	413	34.4	209	128	201	38	72	775	64.6

Games played: 12  
Points/game: 77.6  
FG Pct: 46.1  
3FG Pct: 34.4  
FT Pct: 70.9

Rebounds/game: 39.5  
Assists/game: 15.4  
Turnovers/game: 14.1  
Assist/turnover ratio: 1.1  
Steals/game: 8.3  
Blocks/game: 4.2

# EASTERN ILLINOIS MEN'S BASKETBALL GAME HIGHS

Opponent	Date	Score	Points	Rebounds	Assists	Steals	Blocked shots
at Texas Tech	11/05/19	60-85	13-DIXON, George	10-DIXON, George	5-DEANG, DEANG	2-SKIPPER-BROWN,	1-MATLOCK, JaQuali
at Wisconsin	11/08/19	52-65	12-JOHNSON, Marvin	8-DIXON, George	4-DIXON, George	2-DIXON, George	2-SKIPPER-BROWN,
CHICAGO STATE	11/12/19	98-34	21-DEANG, DEANG	11-SKIPPER-BROWN	5-DIXON, George	3-JOHNSON, Marvin DIXON, George WALLACE, Josiah	2-SKIPPER-BROWN,
INDIANA NORTHWEST	11/18/19	114-61	17-SMITH, Mack	9-DIXON, George	8-DEANG, DEANG	5-DEANG, DEANG	2-MATLOCK, JaQuali
vs Saint Francis (Ill.)	11/22/19	87-47	18-SMITH, Mack	11-DIXON, George	5-SKIPPER-BROWN,	3-DEANG, DEANG	2-SHAW, Braxton
vs Bethune-Cookman	11/23/19	63-66	13-SMITH, Mack	6-SMITH, Mack	4-WALLACE, Josiah	2-SMITH, Mack	None
at Incarnate Word	11/24/19	72-63	16-DIXON, George	8-JOHNSON, Marvin	7-JOHNSON, Marvin	6-JOHNSON, Marvin	2-MATLOCK, JaQuali
at Purdue Fort Wayne	12/04/19	69-74	16-JOHNSON, Marvin	14-DIXON, George	1-JOHNSON, Marvin SKIPPER-BROWN, WALLACE, Josiah DUFFUS, Dondre SMITH, Mack DEANG, DEANG MATLOCK, JaQuali	3-DIXON, George	1-MATLOCK, JaQuali DIXON, George
GREEN BAY	12/7/19	93-80	24-SMITH, Mack DIXON, George	13-DIXON, George	6-JOHNSON, Marvin	2-JOHNSON, Marvin	3-DIXON, George
at Milwaukee	12/14/19	75-68	24-SMITH, Mack	12-DIXON, George	6-WALLACE, Josiah	2-DIXON, George WALLACE, Josiah DUFFUS, Dondre	4-SKIPPER-BROWN,
at Western Illinois	12/16/19	85-47	14-MATLOCK, JaQuali	8-MATLOCK, JaQuali	3-JOHNSON, Marvin MATLOCK, JaQuali SMITH, Shareef	4-DUFFUS, Dondre	2-MATLOCK, JaQuali
at Grand Canyon	12/21/19	63-85	18-WALLACE, Josiah	11-SKIPPER-BROWN	4-JOHNSON, Marvin	2-CHARLES, Kashaw	3-MATLOCK, JaQuali

# EASTERN ILLINOIS MEN'S BASKETBALL POINTS-REBOUNDS-ASSISTS

Opponent	Date	Score		01	02	03	04	05	12	21
				CHARLES,KA	SKIPPER-BR	SMITH,MACK	JOHNSON,MA	SMITH,SHAR	DUFFUS,DON	SHAW,BRAXT
at Texas Tech	11/05/19	60-85	L	2-0-0	10-0-0	8-3-0	5-2-0	6-1-1	2-1-0	0-0-1
at Wisconsin	11/08/19	52-65	L	DNP	6-2-0	5-3-0	12-3-1	5-2-3	0-0-0	0-0-0
CHICAGO STATE	11/12/19	98-34	w	DNP	11-11-3	13-1-3	14-7-4	3-4-4	8-3-2	DNP
INDIANA NORTHWEST	11/18/19	114-61	w	11-2-1	14-7-0	17-2-1	16-5-7	2-8-3	10-2-2	4-3-1
vs Saint Francis (Ill.)	11/22/19	87-47	w	11-2-1	8-3-5	18-4-3	DNP	6-2-1	DNP	8-8-0
vs Bethune-Cookman	11/23/19	63-66	L	3-0-0	8-5-1	13-6-2	DNP	3-1-1	DNP	DNP
at Incarnate Word	11/24/19	72-63	w	DNP	6-0-0	3-3-0	12-8-7	3-1-0	0-0-0	DNP
at Purdue Fort Wayne	12/04/19	69-74	L	5-0-0	4-2-1	12-1-1	16-4-1	DNP	2-1-1	DNP
GREEN BAY	12/7/19	93-80	w	0-0-0	2-6-2	24-2-0	6-4-6	5-0-0	0-3-1	DNP
at Milwaukee	12/14/19	75-68	w	0-0-0	4-6-0	24-3-1	8-7-4	5-3-0	2-0-0	0-0-0
at Western Illinois	12/16/19	85-47	w	9-2-0	10-5-0	7-3-0	9-2-3	5-3-3	2-2-1	9-4-0
at Grand Canyon	12/21/19	63-85	L	5-1-1	6-11-0	16-6-2	4-4-4	1-1-1	1-2-1	0-0-0

Opponent	Date	Score		22	25	32	35
				WALLACE,JO	DEANG,DEAN	MATLOCK,JA	DIXON,GEOR
at Texas Tech	11/05/19	60-85	L	2-4-1	9-2-5	3-5-0	13-10-2
at Wisconsin	11/08/19	52-65	L	5-5-1	6-5-1	2-5-0	11-8-4
CHICAGO STATE	11/12/19	98-34	w	6-3-3	21-2-3	7-5-2	15-9-5
INDIANA NORTHWEST	11/18/19	114-61	w	12-3-3	6-4-8	6-4-3	16-9-0
vs Saint Francis (Ill.)	11/22/19	87-47	w	6-6-3	9-9-2	6-6-3	15-11-1
vs Bethune-Cookman	11/23/19	63-66	L	10-3-4	11-2-2	7-0-1	8-5-3
at Incarnate Word	11/24/19	72-63	w	11-6-1	15-4-3	6-3-0	16-7-2
at Purdue Fort Wayne	12/04/19	69-74	L	10-1-1	4-1-1	7-6-1	9-14-0
GREEN BAY	12/7/19	93-80	w	11-3-2	12-4-5	9-2-1	24-13-0
at Milwaukee	12/14/19	75-68	w	8-7-6	2-1-0	8-7-0	14-12-1
at Western Illinois	12/16/19	85-47	w	13-6-1	DNP	14-8-3	7-4-1
at Grand Canyon	12/21/19	63-85	L	18-5-2	DNP	2-2-1	10-4-1

## EASTERN ILLINOIS GAME-BY-GAME STARTING LINE-UP

Date	Game	Result	G	G	G	F	F	Rec. By Line-Up
Nov. 5	at Texas Tech	L 60-85	M. Smith	Wallace	Johnson	Dixon	Skipper-Brown	0-1
Nov. 8	at Wisconsin	L 52-65	M. Smith	Wallace	Johnson	Dixon	Skipper-Brown	0-2
Nov. 12	Chicago State	W 98-34	M. Smith	Wallace	Johnson	Duffus	Matlock	1-0 (2)
Nov. 18	Indiana Northwest	W 114-61	M. Smith	Wallace	Deang	Dixon	Skipper-Brown	1-0 (3)
Nov. 22	vs. Saint Francis (Ill.)	W 87-47	M. Smith	Wallace	Deang	Dixon	Matlock	1-0 (4)
Nov. 23	vs. Bethune-Cookman	L 63-66	M. Smith	Wallace	Deang	Dixon	Skipper-Brown	1-1 (3)
Nov. 24	at Incarnate Word	W 72-63	M. Smith	Wallace	Deang	Dixon	Skipper-Brown	2-1 (3)
Dec. 4	at Purdue Fort Wayne	L 69-74	M. Smith	Wallace	Deang	Dixon	Matlock	1-1 (4)
Dec. 7	Green Bay	W 93-80	M. Smith	Wallace	Johnson	Dixon	Matlock	1-0 (5)
Dec. 14	at Milwaukee	W 75-68	M. Smith	Wallace	Johnson	Dixon	Matlock	2-0 (5)
Dec. 16	at Western Illinois	W 85-47	M. Smith	Wallace	Johnson	Dixon	Matlock	3-0 (5)
Dec. 21	at Grand Canyon	L 63-85	M. Smith	Wallace	Johnson	Dixon	Matlock	3-1 (5)

## EASTERN ILLINOIS CAREER DOUBLE-DOUBLES

### GEORGE DIXON (4)

13 pts, 10 reb at Texas Tech (Nov. 5, 2019)  
 15 pts, 11 reb vs. Saint Francis (Ill.) (Nov. 22, 2019)  
 24 pts, 13 reb vs. Green Bay (Dec. 7, 2019)  
 14 pts, 12 reb at Milwaukee (Dec. 14, 2019)

### JORDAN SKIPPER-BROWN (1)

11 pts, 11 reb vs. Chicago State (Nov. 12, 2019)

### MACK SMITH (2)

22 pts, 11 reb vs. UT Martin (Jan. 18, 2018)  
 14 pts 10 reb vs. Arkansas State (N) (Nov. 24, 2018)

# EASTERN ILLINOIS CAREER STATISTICS (RETURNING PLAYERS)

## CHARLES, Kashawn

Season	gp-gs	min/avg	Total		3-Point		F-Throws		Rebounds				Scoring							
			fg-fga	pct	fg-fga	pct	ft-fta	pct	off	def	tot	avg	pf	fo	ast	to	blk	stl	pts	avg
2018-19	31-0	324/10.5	54-111	.486	30-66	.455	11-16	.688	4	31	35	1.1	23	0	16	18	1	15	149	4.8
2019-20	9-0	107/11.9	16-30	.533	12-23	.522	2-2	1.000	1	6	7	0.8	12	0	3	3	1	4	46	5.1
<b>TOTAL</b>	<b>40-0</b>	<b>431/10.8</b>	<b>70-141</b>	<b>.496</b>	<b>42-89</b>	<b>.472</b>	<b>13-18</b>	<b>.722</b>	<b>5</b>	<b>37</b>	<b>42</b>	<b>1.1</b>	<b>35</b>	<b>0</b>	<b>19</b>	<b>21</b>	<b>2</b>	<b>19</b>	<b>195</b>	<b>4.9</b>

## KOCH, Logan

Season	gp-gs	min/avg	Total		3-Point		F-Throws		Rebounds				Scoring							
			fg-fga	pct	fg-fga	pct	ft-fta	pct	off	def	tot	avg	pf	fo	ast	to	blk	stl	pts	avg
2016-17	13-0	65/5.0	3-17	.176	2-10	.200	0-0	.000	0	4	4	0.3	9	0	10	5	0	3	8	0.6
2017-18	13-1	227/17.5	10-35	.286	8-30	.267	2-2	1.000	0	13	13	1.0	21	0	14	11	0	8	30	2.3
2018-19	9-0	69/7.7	4-7	.571	4-7	.571	0-0	.000	0	4	4	0.4	7	0	6	1	0	2	12	1.3
<b>TOTAL</b>	<b>35-1</b>	<b>361/10.3</b>	<b>17-59</b>	<b>.288</b>	<b>14-47</b>	<b>.298</b>	<b>2-2</b>	<b>1.000</b>	<b>0</b>	<b>21</b>	<b>21</b>	<b>0.6</b>	<b>37</b>	<b>0</b>	<b>30</b>	<b>17</b>	<b>0</b>	<b>13</b>	<b>50</b>	<b>1.4</b>

## MATLOCK, JaQualis

Season	gp-gs	min/avg	Total		3-Point		F-Throws		Rebounds				Scoring							
			fg-fga	pct	fg-fga	pct	ft-fta	pct	off	def	tot	avg	pf	fo	ast	to	blk	stl	pts	avg
2018-19	31-20	702/22.6	66-155	.426	9-23	.391	21-42	.500	58	91	149	4.8	82	5	42	25	19	25	162	5.2
2019-20	12-7	248/20.7	32-59	.542	6-15	.400	7-10	.700	24	29	53	4.4	24	0	15	13	14	7	77	6.4
<b>TOTAL</b>	<b>43-27</b>	<b>950/22.1</b>	<b>98-214</b>	<b>.458</b>	<b>15-38</b>	<b>.395</b>	<b>28-52</b>	<b>.538</b>	<b>82</b>	<b>120</b>	<b>202</b>	<b>4.7</b>	<b>106</b>	<b>5</b>	<b>57</b>	<b>38</b>	<b>33</b>	<b>32</b>	<b>239</b>	<b>5.6</b>

## SHAW, Braxton

Season	gp-gs	min/avg	Total		3-Point		F-Throws		Rebounds				Scoring							
			fg-fga	pct	fg-fga	pct	ft-fta	pct	off	def	tot	avg	pf	fo	ast	to	blk	stl	pts	avg
2018-19	8-0	68/8.5	11-28	.393	1-6	.167	4-6	.667	3	8	11	1.4	11	0	0	8	0	4	27	3.4
2019-20	7-0	51/7.3	8-16	.500	2-5	.400	3-4	.750	4	11	15	2.1	5	0	2	6	4	1	21	3.0
<b>TOTAL</b>	<b>15-0</b>	<b>119/7.9</b>	<b>19-44</b>	<b>.432</b>	<b>3-11</b>	<b>.273</b>	<b>7-10</b>	<b>.700</b>	<b>7</b>	<b>19</b>	<b>26</b>	<b>1.7</b>	<b>16</b>	<b>0</b>	<b>2</b>	<b>14</b>	<b>4</b>	<b>5</b>	<b>48</b>	<b>3.2</b>

## SMITH, Mack

Season	gp-gs	min/avg	Total		3-Point		F-Throws		Rebounds				Scoring							
			fg-fga	pct	fg-fga	pct	ft-fta	pct	off	def	tot	avg	pf	fo	ast	to	blk	stl	pts	avg
2017-18	25-20	682/27.3	106-231	.459	54-139	.388	44-59	.746	5	91	96	3.8	55	2	35	41	5	17	310	12.4
2018-19	32-32	970/30.3	137-345	.397	81-219	.370	53-77	.688	16	118	134	4.2	74	1	49	39	7	22	408	12.8
2019-20	12-12	333/27.8	54-120	.450	33-87	.379	19-21	.905	4	33	37	3.1	12	0	13	13	1	9	160	13.3
<b>TOTAL</b>	<b>69-64</b>	<b>1985/28.8</b>	<b>297-696</b>	<b>.427</b>	<b>168-445</b>	<b>.378</b>	<b>116-157</b>	<b>.739</b>	<b>25</b>	<b>242</b>	<b>267</b>	<b>3.9</b>	<b>141</b>	<b>3</b>	<b>97</b>	<b>93</b>	<b>13</b>	<b>48</b>	<b>878</b>	<b>12.7</b>

## SMITH, Shareef

Season	gp-gs	min/avg	Total		3-Point		F-Throws		Rebounds				Scoring							
			fg-fga	pct	fg-fga	pct	ft-fta	pct	off	def	tot	avg	pf	fo	ast	to	blk	stl	pts	avg
2018-19	32-32	920/28.8	91-208	.438	26-77	.338	64-91	.703	22	92	114	3.6	73	1	123	80	1	38	272	8.5
2019-20	11-0	187/17.0	14-47	.298	9-28	.321	7-11	.636	4	22	26	2.4	16	0	17	8	0	4	44	4.0
<b>TOTAL</b>	<b>43-32</b>	<b>1107/25.7</b>	<b>105-255</b>	<b>.412</b>	<b>35-105</b>	<b>.333</b>	<b>71-102</b>	<b>.696</b>	<b>26</b>	<b>114</b>	<b>140</b>	<b>3.3</b>	<b>89</b>	<b>1</b>	<b>140</b>	<b>88</b>	<b>1</b>	<b>42</b>	<b>316</b>	<b>7.3</b>

## WALLACE, Josiah

Season	gp-gs	min/avg	Total		3-Point		F-Throws		Rebounds				Scoring							
			fg-fga	pct	fg-fga	pct	ft-fta	pct	off	def	tot	avg	pf	fo	ast	to	blk	stl	pts	avg
2018-19	32-32	1044/32.6	173-421	.411	61-173	.353	89-111	.802	20	105	125	3.9	48	1	92	80	7	25	496	15.5
2019-20	12-12	314/26.2	43-106	.406	7-36	.194	19-23	.826	3	49	52	4.3	14	0	28	25	6	9	112	9.3
<b>TOTAL</b>	<b>44-44</b>	<b>1358/30.9</b>	<b>216-527</b>	<b>.410</b>	<b>68-209</b>	<b>.325</b>	<b>108-134</b>	<b>.806</b>	<b>23</b>	<b>154</b>	<b>177</b>	<b>4.0</b>	<b>62</b>	<b>1</b>	<b>120</b>	<b>105</b>	<b>13</b>	<b>34</b>	<b>608</b>	<b>13.8</b>

## WILSON, Shawn

Season	gp-gs	min/avg	Total		3-Point		F-Throws		Rebounds				Scoring							
			fg-fga	pct	fg-fga	pct	ft-fta	pct	off	def	tot	avg	pf	fo	ast	to	blk	stl	pts	avg
2017-18	10-0	66/6.6	3-6	.500	0-1	.000	1-3	.333	1	1	2	0.2	8	0	9	8	0	2	7	0.7
2018-19	20-0	66/3.3	5-13	.385	1-3	.333	1-4	.250	3	7	10	0.5	8	0	9	5	0	2	12	0.6
<b>TOTAL</b>	<b>30-0</b>	<b>132/4.4</b>	<b>8-19</b>	<b>.421</b>	<b>1-4</b>	<b>.250</b>	<b>2-7</b>	<b>.286</b>	<b>4</b>	<b>8</b>	<b>12</b>	<b>0.4</b>	<b>16</b>	<b>0</b>	<b>18</b>	<b>13</b>	<b>0</b>	<b>4</b>	<b>19</b>	<b>0.6</b>

**Game 1 - November 5, 2019 at Lubbock, Texas (United Supermarkets Arena)**  
**No. 12 Texas Tech 85, Eastern Illinois 60**

**Eastern Illinois 60 • 0-1,0-0 OVC**

##	Player	Total			3-Ptr			Rebounds			PF	TP	A	TO	Blk	Stl	Min
		FG-FGA	FG-FGA	FT-FTA	FG-FGA	FG-FGA	FT-FTA	Off	Def	Tot							
02	SKIPPER-BROWN,Jorda	f	4-5	0-0	2-4	0	0	0	4	10	0	2	0	2	0	20	
03	SMITH, Mack	g	3-8	2-6	0-0	0	3	3	0	8	0	2	0	0	0	23	
04	JOHNSON, Marvin	g	1-9	0-1	3-4	0	2	2	3	5	0	3	0	1	23		
22	WALLACE, Josiah	g	1-6	0-2	0-0	0	4	4	1	2	1	2	0	0	26		
35	DIXON, George	g	6-9	1-1	0-0	2	8	10	2	13	2	1	0	0	26		
01	CHARLES, Kashawn	f	1-2	0-0	0-0	0	0	0	0	2	0	0	0	1	2		
05	SMITH, Shareef	g	2-3	2-3	0-0	0	1	1	1	6	1	1	0	0	17		
12	DUFFUS, Dondre	g	1-2	0-0	0-0	0	1	1	2	2	0	0	0	0	11		
21	SHAW, Braxton	g	0-1	0-0	0-0	0	0	0	1	0	1	1	0	0	7		
25	DEANG, DEANG	g	3-7	0-1	3-5	1	1	2	2	9	5	0	0	1	25		
32	MATLOCK, JaQualis	f	1-5	1-2	0-0	2	3	5	4	3	0	2	1	0	20		
	Team					1	1	2			1						
	Totals		23-57	6-16	8-13	6	24	30	20	60	10	15	1	5	200		

FG % 1st Half: 11-27 40.7% 2nd half: 12-30 40.0% Game: 23-57 40.4%  
 3FG % 1st Half: 3-9 33.3% 2nd half: 3-7 42.9% Game: 6-16 37.5%  
 FT % 1st Half: 6-8 75.0% 2nd half: 2-5 40.0% Game: 8-13 61.5%

**Texas Tech 85 • 1-0,0-0 Big 12**

##	Player	Total			3-Ptr			Rebounds			PF	TP	A	TO	Blk	Stl	Min
		FG-FGA	FG-FGA	FT-FTA	FG-FGA	FG-FGA	FT-FTA	Off	Def	Tot							
22	TJ Holyfield	f	7-8	1-1	0-1	1	5	6	1	15	0	2	2	1	23		
00	Kyler Edwards	g	2-7	0-1	2-2	0	7	7	2	6	3	2	2	0	25		
01	Terrence Shannon, J	g	2-5	0-1	7-8	0	3	3	2	11	0	3	0	0	24		
03	Jahmi'us Ramsey	g	8-15	3-4	0-0	1	3	4	2	19	2	0	1	3	30		
25	Davide Moretti	g	4-6	3-4	2-2	0	3	3	2	13	2	0	0	1	24		
02	Clarence Nodolny	g	2-3	0-0	2-3	0	1	1	2	6	2	0	0	0	14		
12	Andrei Savrasov	g	0-2	0-2	0-0	0	1	1	0	0	0	0	0	0	7		
15	Kevin McCullar	g	2-4	0-0	0-1	0	1	1	3	4	2	4	0	2	14		
24	Avery Benson	g	1-1	1-1	0-0	0	1	1	1	3	0	0	0	0	7		
44	Chris Clarke	g	1-3	0-0	0-1	1	2	3	0	2	3	2	0	0	19		
54	Russel Tchewa	g	3-4	0-0	0-1	1	2	3	1	6	1	0	0	0	13		
	Team					4	3	7									
	Totals		32-58	8-14	13-19	8	32	40	16	85	15	13	5	7	200		

FG % 1st Half: 17-31 54.8% 2nd half: 15-27 55.6% Game: 32-58 55.2%  
 3FG % 1st Half: 5-9 55.6% 2nd half: 3-5 60.0% Game: 8-14 57.1%  
 FT % 1st Half: 7-11 63.6% 2nd half: 6-8 75.0% Game: 13-19 68.4%

Officials: Chance Moore, Kelly Self, Gerry Pollard  
 Technical fouls: Eastern Illinois-None. Texas Tech-None.  
 Attendance: 15098  
 2019-20 Men's Basketball. Round: 0. Eastern Ill. vs Texas Tech. Played at Unit

Score by periods	1st	2nd	Total
Eastern Illinois	31	29	60
Texas Tech	46	39	85

Last FG - EIU 2nd-00:14, TTU 2nd-01:42.  
 Largest lead - EIU None, TTU by 32 2nd-05:48.  
 EIU led for 00:00. TTU led for 39:37. Game was tied for 00:23.

**Game 2 - November 8, 2019 at Madison, Wisconsin (Kohl Center)**  
**Wisconsin 65, Eastern Illinois 52**

**Eastern Illinois 52 • 0-2,0-0 OVC**

##	Player	Total			3-Ptr			Rebounds			PF	TP	A	TO	Blk	Stl	Min
		FG-FGA	FG-FGA	FT-FTA	FG-FGA	FG-FGA	FT-FTA	Off	Def	Tot							
02	SKIPPER-BROWN,Jorda	f	3-6	0-1	0-0	0	2	2	4	6	0	2	2	1	25		
03	SMITH, Mack	g	2-6	1-4	0-0	0	3	3	1	5	0	2	0	1	27		
04	JOHNSON, Marvin	g	5-17	2-4	0-0	2	1	3	1	12	1	3	0	1	29		
22	WALLACE, Josiah	g	2-12	1-3	0-0	0	5	5	1	5	1	0	1	0	26		
35	DIXON, George	g	4-8	1-1	2-6	5	3	4	11	4	0	1	2	32			
05	SMITH, Shareef	g	2-7	1-4	0-0	0	2	2	4	5	3	1	0	0	19		
12	DUFFUS, Dondre	g	0-0	0-0	0-0	0	0	0	1	0	0	1	0	0	4		
21	SHAW, Braxton	g	0-0	0-0	0-0	0	0	0	1	0	0	0	0	0	1		
25	DEANG, DEANG	g	2-6	1-2	1-2	0	5	5	1	6	1	2	0	1	25		
32	MATLOCK, JaQualis	f	1-1	0-0	0-0	3	2	5	4	2	0	0	0	0	12		
	Team					1	1	2									
	Totals		21-63	7-19	3-8	11	24	35	22	52	10	11	4	6	200		

FG % 1st Half: 10-29 34.5% 2nd half: 11-34 32.4% Game: 21-63 33.3%  
 3FG % 1st Half: 4-9 44.4% 2nd half: 3-10 30.0% Game: 7-19 36.8%  
 FT % 1st Half: 3-6 50.0% 2nd half: 0-2 0.0% Game: 3-8 37.5%

**Wisconsin 65 • 1-1,0-0 Big Ten**

##	Player	Total			3-Ptr			Rebounds			PF	TP	A	TO	Blk	Stl	Min
		FG-FGA	FG-FGA	FT-FTA	FG-FGA	FG-FGA	FT-FTA	Off	Def	Tot							
02	Aleem Ford	f	4-10	1-5	2-3	0	4	4	5	11	0	1	0	1	17		
35	Nate Reuvers	f	4-8	1-2	5-5	3	11	14	2	14	0	3	9	0	33		
00	D'Mitrik Trice	g	2-6	0-1	0-0	1	3	4	1	4	1	2	0	1	27		
23	Kobe King	g	5-12	0-1	8-10	3	3	6	0	18	0	0	1	3	37		
34	Brad Davison	g	3-6	0-2	2-2	2	1	3	1	8	4	2	0	1	30		
01	Brevin Pritzl	g	3-9	1-6	2-2	2	5	7	3	9	0	2	1	0	26		
05	Tyler Wahl	g	0-1	0-1	0-0	0	0	0	1	0	0	1	1	0	10		
12	Trevor Anderson	g	0-2	0-0	1-2	1	2	3	0	1	2	0	0	0	14		
15	Courtland Cuevas	g	0-0	0-0	0-0	0	0	0	0	0	0	0	0	0	1		
20	Samad Qawi	g	0-0	0-0	0-0	0	0	0	0	0	0	0	0	0	1		
31	Michael Ballard	g	0-0	0-0	0-0	0	0	0	0	0	0	0	0	0	1		
32	Joe Hedstrom	g	0-1	0-0	0-0	0	0	0	0	0	0	0	0	0	3		
	Team					0	1	1									
	Totals		21-55	3-18	20-24	12	30	42	13	65	7	11	12	6	200		

FG % 1st Half: 12-27 44.4% 2nd half: 9-28 32.1% Game: 21-55 38.2%  
 3FG % 1st Half: 2-8 25.0% 2nd half: 1-10 10.0% Game: 3-18 16.7%  
 FT % 1st Half: 8-8 100.0 2nd half: 12-16 75.0% Game: 20-24 83.3%

Officials: Lewis Garrison, Steve McJunkins, Don Daily  
 Technical fouls: Eastern Illinois-None. Wisconsin-None.  
 Attendance: 17106  
 2019-20 Men's Basketball. Round: 0. Eastern Ill. vs Wisconsin. Played at Kohl

Score by periods	1st	2nd	Total
Eastern Illinois	27	25	52
Wisconsin	34	31	65

Last FG - EIU 2nd-00:11, WISC 2nd-00:24.  
 Largest lead - EIU by 1 1st-15:31, WISC by 18 2nd-04:01.  
 EIU led for 01:56. WISC led for 35:31. Game was tied for 02:33.

**Game 3 - November 12, 2019 at Charleston, Illinois (Lantz Arena)**  
**Eastern Illinois 98, Chicago State 34**

**Chicago State 34 • 1-2**

##	Player	Total			3-Ptr			Rebounds			PF	TP	A	TO	Blk	Stl	Min
		FG-FGA	FG-FGA	FT-FTA	FG-FGA	FG-FGA	FT-FTA	Off	Def	Tot							
04	Davis, Ke'Sean	f	2-6	1-2	0-0	0	5	5	3	5	0	3	0	0	21		
23	Colley, Jace	f	0-5	0-0	2-4	2	4	6	3	2	0	4	3	0	23		
00	Jones, Rajer	g	0-3	0-0	1-3	0	3	3	1	1	0	2	0	0	21		
01	Lewis, Andrew	g	4-10	0-2	6-7	0	3	3	3	14	2	1	0	0	34		
05	Johnson, Xavier	g	2-12	0-6	0-0	0	3	3	1	4	1	6	0	2	32		
10	Gholizadeh, Amir	g	1-4	0-2	0-0	0	4	4	1	2	0	5	0	1	23		
11	Whitehead, Kalil	g	0-0	0-0	0-0	0	0	0	0	0	0	1	0	0	5		
15	Bigirumwami, Noah	g	0-0	0-0	0-0	0	2	2	2	0	1	1	0	0	13		
22	Johnson, Michael	g	0-2	0-1	0-1	0	0	0	1	0	0	0	0	0	8		
35	Hunt, Solomon	g	2-5	0-0	2-3	0	3	3	3	6	0	3	1	1	20		
	Team					4	0	4									
	Totals		11-47	1-13	11-18	6	27	33	18	34	4	26	4	4	200		

FG % 1st Half: 4-21 19.0% 2nd half: 7-26 26.9% Game: 11-47 23.4%  
 3FG % 1st Half: 0-6 0.0% 2nd half: 1-7 14.3% Game: 1-13 7.7%  
 FT % 1st Half: 8-12 66.7% 2nd half: 3-6 50.0% Game: 11-18 61.1%

**Eastern Illinois 98 • 1-2**

##	Player	Total			3-Ptr			Rebounds			PF	TP	A	TO	Blk	Stl	Min
		FG-FGA	FG-FGA	FT-FTA	FG-FGA	FG-FGA	FT-FTA	Off	Def	Tot							
32	MATLOCK, JaQualis	f	3-6	1-1	0-0	2	3	5	2	7	2	0	0	0	15		
03	SMITH, Mack	g	4-8	3-7	2-2	0	1	1	1	13	3	1	0	0	17		
04	JOHNSON, Marvin	g	4-13	0-0	6-7	3	4	7	2	14	4	3	0	3	30		
12	DUFFUS, Dondre	g	3-8	1-3	1-2	1	2	3	2	8	2	2	0	1	29		
22	WALLACE, Josiah	g	3-6	0-3	0-0	0	3	3	0	6	3	1	0	3	20		
02	SKIPPER-BROWN,Jorda	g	4-7	0-0	3-4	5	6	11	4	11	3	2	2	1	18		
05	SMITH, Shareef	g	1-5	1-4	0-0	1	3	4	1	3	4	1	0	0	18		
25	DEANG, DEANG	g	7-10	3-5	4-4	0	2	2	4	21	3	0	0	1	28		
35	DIXON, George	g	6-9	0-0	3-4	1	8	9	2	15	5	0	1	3	25		
	Team					1	0	1									
	Totals		35-72	9-23	19-23	14	32	46	18	98	29	10	3	12	200		

FG % 1st Half: 18-37 48.6% 2nd half: 17-35 48.6% Game: 35-72 48.6%  
 3FG % 1st Half: 6-14 42.9% 2nd half: 3-9 33.3% Game: 9-23 39.1%  
 FT % 1st Half: 14-14 100.0 2nd half: 5-9 55.6% Game: 19-2

**Game 5 - November 22, 2019 at San Antonio, Texas (McDermott Center)**  
**Eastern Illinois 87, Saint Francis (Ill.) 47**

**Saint Francis (Ill.) 47 • 3-2**

#	Player	Total			3-Ptr			Rebounds			PF	TP	A	TO	Blk	Stl	Min
		FG-FGA	FG-FGA	FT-FTA	FG-FGA	FG-FGA	FT-FTA	Off	Def	Tot							
00	Malik Bailey	* 1-3	1-2	0-0	0	1	1	0	3	2	2	0	0	0	0	16	
12	Cole Micek	* 2-5	2-4	3-3	0	0	0	2	9	0	0	0	0	0	0	19	
13	Lewis Holy	* 0-2	0-0	0-0	0	0	0	0	0	1	1	0	0	0	0	15	
30	Eric Ting	* 4-7	2-2	0-0	0	0	0	1	10	1	1	0	0	0	0	19	
33	Mitch Kwasiroch	* 2-7	2-4	0-0	0	1	1	4	6	2	1	0	1	0	0	20	
01	Jarrett Grnazel	2-7	2-5	0-0	1	0	1	0	6	0	0	0	0	0	0	12	
02	Aeron Mchaik	0-1	0-1	1-2	0	0	0	0	1	0	0	0	0	0	0	5	
03	Jordan Thornton	1-7	0-4	0-0	0	0	0	3	2	2	2	0	0	0	0	9	
04	Quin Schnieders	1-6	1-5	0-0	0	0	0	0	3	0	0	1	1	1	1	9	
05	Arnold Agard	0-2	0-1	2-2	0	0	0	0	2	2	1	0	0	0	0	13	
10	Josh Chery	0-3	0-0	0-0	2	1	3	2	0	0	3	0	0	0	0	12	
11	Justin Uju	1-1	0-0	0-1	0	1	1	2	2	0	0	0	0	0	0	3	
21	Carlos Tovias	1-5	1-3	0-0	1	0	1	0	3	0	2	0	3	1	0	16	
22	Tyler Irvin	0-1	0-1	0-0	0	1	1	0	0	0	2	0	1	1	0	11	
23	Joey Buggemi	0-3	0-1	0-0	2	2	4	0	0	2	0	0	0	0	0	21	
	Team				3	3	6										
	Totals	15-60	11-33	6-8	9	10	19	14	47	12	15	1	6	200			

FG % 1st Half: 9-29 31.0% 2nd half: 6-31 19.4% Game: 15-60 25.0% Deadball Rebounds 0  
 3FG % 1st Half: 5-14 35.7% 2nd half: 6-19 31.6% Game: 11-33 33.3%  
 FT % 1st Half: 0-1 0.0% 2nd half: 6-7 85.7% Game: 6-8 75.0%

**Eastern Illinois 87 • 3-2**

#	Player	Total			3-Ptr			Rebounds			PF	TP	A	TO	Blk	Stl	Min
		FG-FGA	FG-FGA	FT-FTA	FG-FGA	FG-FGA	FT-FTA	Off	Def	Tot							
32	MATLOCK, JaQualis	f 3-5	0-2	0-0	1	5	6	1	6	3	1	1	0	0	0	22	
35	DIXON, George	f 5-9	0-0	5-6	6	5	11	0	15	1	1	0	0	0	0	29	
03	SMITH, Mack	g 7-11	4-5	0-0	0	4	4	1	18	3	3	0	2	28			
22	WALLACE, Josiah	g 3-7	0-3	0-0	1	5	6	2	6	3	2	1	1	20			
25	DEANG, DEANG	g 3-8	0-1	3-6	4	5	9	2	9	2	5	0	3	19			
01	CHARLES, Kashawn	4-6	3-4	0-0	0	2	2	2	11	1	1	1	0	26			
02	SKIPPER-BROWN,Jorda	4-4	0-0	0-0	1	2	3	1	8	5	2	1	0	19			
05	SMITH, Shareef	2-4	1-1	1-2	2	0	2	1	6	1	1	0	0	17			
21	SHAW, Braxton	3-5	1-2	1-2	3	5	8	0	8	0	4	2	0	20			
	Team				0	5	5										
	Totals	34-59	9-18	10-16	18	38	56	10	87	19	20	6	6	200			

FG % 1st Half: 20-27 74.1% 2nd half: 14-32 43.8% Game: 34-59 57.6% Deadball Rebounds 3  
 3FG % 1st Half: 7-10 70.0% 2nd half: 2-8 25.0% Game: 9-18 50.0%  
 FT % 1st Half: 6-10 60.0% 2nd half: 4-6 66.7% Game: 10-16 62.5%

Officials: Luke Chitton, Marcus Hawkins, Michael Stramello  
 Technical fouls: Saint Francis (Ill.)-None. Eastern Illinois-None.  
 Attendance: 130

Score by periods	1st	2nd	Total
Saint Francis (Ill.)	23	24	47
Eastern Illinois	53	34	87

Last FG - SFI 2nd-00:34, EIU 2nd-00:40.  
 Largest lead - SFI None, EIU by 43 2nd-03:09.  
 SFI led for 00:00. EIU led for 39:11. Game was tied for 00:49.

**Game 7 - November 24, 2019 at San Antonio, Texas (McDermott Center)**  
**Eastern Illinois 72, Incarnate Word 63**

**Eastern Illinois 72 • 4-3,0-0 OVC**

#	Player	Total			3-Ptr			Rebounds			PF	TP	A	TO	Blk	Stl	Min
		FG-FGA	FG-FGA	FT-FTA	FG-FGA	FG-FGA	FT-FTA	Off	Def	Tot							
02	SKIPPER-BROWN,Jorda	f 2-2	0-0	2-2	2	2	4	4	8	3	4	0	1	0	9		
03	SMITH, Mack	g 1-9	1-8	0-0	2	1	3	1	3	0	0	0	1	34			
22	WALLACE, Josiah	g 5-11	1-4	0-2	0	6	6	1	11	1	2	0	2	37			
25	DEANG, DEANG	g 4-9	0-3	7-9	3	1	4	3	15	3	2	0	2	29			
35	DIXON, George	g 4-5	0-0	8-10	4	3	7	2	16	2	0	0	0	29			
04	JOHNSON, Marvin	4-15	1-3	3-4	3	5	8	2	12	7	2	0	6	29			
05	SMITH, Shareef	1-1	0-0	1-3	0	1	1	1	3	0	0	0	0	8			
12	DUFFUS, Dondre	0-2	0-1	0-0	0	0	0	0	0	0	1	0	0	12			
32	MATLOCK, JaQualis	2-4	0-0	2-2	2	1	3	0	6	0	2	2	1	13			
	Team				1	0	1										
	Totals	23-58	3-19	23-32	15	18	33	13	72	13	9	3	12	200			

FG % 1st Half: 10-31 32.3% 2nd half: 13-27 48.1% Game: 23-58 39.7% Deadball Rebounds 5,1  
 3FG % 1st Half: 2-14 14.3% 2nd half: 1-5 20.0% Game: 3-19 15.8%  
 FT % 1st Half: 8-13 61.5% 2nd half: 15-19 78.9% Game: 23-32 71.9%

**Incarnate Word 63 • 2-5,0-0 Southlan**

#	Player	Total			3-Ptr			Rebounds			PF	TP	A	TO	Blk	Stl	Min
		FG-FGA	FG-FGA	FT-FTA	FG-FGA	FG-FGA	FT-FTA	Off	Def	Tot							
24	Bryce Davis	f 3-5	0-0	2-2	2	2	4	4	8	3	4	0	1	18			
00	Dwight Murray	g 3-9	0-3	0-0	2	3	5	3	6	2	3	0	1	29			
02	Keaston Willis	g 4-13	4-9	1-2	0	5	5	1	13	1	1	0	1	39			
03	Drew Lutz	g 6-9	4-6	4-4	0	1	1	4	20	5	7	0	1	37			
33	Vincent Miskiewicz	* 4-7	0-0	0-2	0	9	9	4	8	0	2	2	0	28			
04	Derek Van Vlerah	0-2	0-0	0-0	1	2	3	2	0	1	2	1	1	19			
05	Brandon Swaby	0-0	0-0	0-0	0	0	0	0	0	0	0	0	0	1			
12	Augustine Ene	0-0	0-0	0-0	0	0	0	0	0	0	0	0	0	4			
15	Marcus Larsson	0-0	0-0	0-0	0	0	0	1	0	0	0	0	0	3			
20	Morgan Taylor	4-6	0-1	0-0	0	1	1	4	8	0	1	0	0	11			
21	Corey Sato	0-1	0-1	0-0	0	0	0	2	0	2	0	0	0	11			
	Team				3	1	4										
	Totals	24-52	8-20	7-10	8	24	32	25	63	14	22	3	5	200			

FG % 1st Half: 11-27 40.7% 2nd half: 13-25 52.0% Game: 24-52 46.2% Deadball Rebounds 4  
 3FG % 1st Half: 4-8 50.0% 2nd half: 4-12 33.3% Game: 8-20 40.0%  
 FT % 1st Half: 7-8 87.5% 2nd half: 0-2 0.0% Game: 7-10 70.0%

Officials: Kevin Raher,Matthew Martinez,Rob Wolf  
 Technical fouls: Eastern Illinois-SMITH, Shareef. Incarnate Word-None.  
 Attendance: 349

Score by periods	1st	2nd	Total
Eastern Illinois	30	42	72
Incarnate Word	33	30	63

Last FG - EIU 2nd-01:01, UIW 2nd-05:40.  
 Largest lead - EIU by 9 2nd-00:31, UIW by 9 2nd-18:28.  
 EIU led for 03:30. UIW led for 32:54. Game was tied for 03:36.

**Game 6 - November 23, 2019 at San Antonio, Texas (McDermott Center)**  
**Bethune-Cookman 66, Eastern Illinois 63**

**Eastern Illinois 63 • 3-3,0-0 OVC**

#	Player	Total			3-Ptr			Rebounds			PF	TP	A	TO	Blk	Stl	Min
		FG-FGA	FG-FGA	FT-FTA	FG-FGA	FG-FGA	FT-FTA	Off	Def	Tot							
02	SKIPPER-BROWN,Jorda	f 4-5	0-0	0-4	3	2	5	2	8	1	2	0	0	28			
03	SMITH, Mack	5-11	3-8	0-0	0	6	6	3	13	2	0	0	2	34			
22	WALLACE, Josiah	g 4-11	0-4	2-2	1	2	3	2	10	4	3	0	0	29			
25	DEANG, DEANG	g 4-14	2-4	1-2	0	2	2	3	11	2	2	0	0	34			
35	DIXON, George	g 3-5	0-0	2-2	3	2	5	3	8	3	3	0	1	26			
01	CHARLES, Kashawn	1-2	1-2	0-0	0	0	0	3	3	0	1	0	0	11			
02	SMITH, Shareef	1-4	1-4	0-0	0	1	1	1	3	1	2	0	1	15			
05	MATLOCK, JaQualis	2-6	0-1	3-3	0	0	0	1	7	1	0	0	0	23			
	Team				2	3	5										
	Totals	24-58	7-23	8-13	9	18	27	18	63	14	15	0	4	200			

FG % 1st Half: 11-31 35.5% 2nd half: 13-27 48.1% Game: 24-58 41.4% Deadball Rebounds 2  
 3FG % 1st Half: 3-15 20.0% 2nd half: 4-8 50.0% Game: 7-23 30.4%  
 FT % 1st Half: 3-4 75.0% 2nd half: 5-9 55.6% Game: 8-13 61.5%

**Bethune-Cookman 66 • 4-2,0-0 MEAC**

#	Player	Total			3-Ptr			Rebounds			PF	TP	A	TO	Blk	Stl	Min
		FG-FGA	FG-FGA	FT-FTA	FG-FGA	FG-FGA	FT-FTA	Off	Def	Tot							
10	Cletrell Pope	f 4-7	0-1	2-4	4	6	10	3	10	0	4	0	1	34			
22	Isaiah Bailey	f 3-8	0-1	6-6	1	2	3	0	12	3	1	0	1	25			
00	Leon Redd	g 4-13	0-9	4-5	0	4	4	2	12	4	2	0	1	34			
03	Wali Parks	g 6-9	2-4	0-0	2	4	6	2	14	3	1	1	2	34			
13	Joe French	g 1-2	0-1	0-0	0	1	1	2	2	0	2	0	0	13			
01	Malik Maitland	0-2	0-1	0-0	0	1	1	0	0	2	0	0	2	9			
02	Houston Smith	6-6	1-1	1-3	0	5	5	2	14	2	3	0	0	26			
04	Jordan Preaster	0-2	0-2	0-0	0	2	2	1	0	0	0	0	0	9			
23	Justyn King	1-1	0-0	0-0	1	1	2	4	2	1	1	0	0	16			
	Team				2	2	4										
	Totals	25-50	3-20	13-18	10	28	38	16	66	15	16	1	7	200			

FG % 1st Half: 10-24 41.7% 2nd half: 15-26 57.7% Game: 25-50 50.0% Deadball Rebounds 2  
 3FG % 1st Half: 0-11 0.0% 2nd half: 3-9 33.3%

**Game 9 - December 7, 2019 at Charleston, Illinois (Lantz Arena)**  
**Eastern Illinois 93, Green Bay 80**

**Green Bay 80 • 3-6**

#	Player	Total			3-Ptr			Rebounds			PF	TP	A	TO	Blk	Stl	Min
		FG-FGA	FT-FTA	Off	Def	FG-FGA	FT-FTA	Off	Def	Tot							
12	McNair, Josh	1-1	0-0	1-1	0	2	2	1	3	0	0	1	2	9			
01	Davis, Amari	2-4	0-0	1-2	0	0	0	4	5	0	2	0	2	18			
02	Pipes, Pj	2-8	2-5	7-7	0	1	1	3	13	1	2	0	3	31			
11	McCloud, JayQuan	4-14	2-7	7-7	3	4	7	3	17	2	3	0	2	32			
13	Schwartz, Cody	3-8	1-4	2-2	1	2	2	1	9	2	0	1	0	25			
13	Bell, Trevian	4-10	2-5	0-0	0	2	2	3	10	1	2	0	0	20			
15	Patterson, Manny	0-0	0-0	0-0	0	0	0	1	0	0	2	0	0	9			
21	Hankerson, Kameron	6-10	1-2	2-2	2	1	3	2	15	1	1	0	0	29			
30	Crist, Hunter	1-1	0-0	0-0	1	0	1	2	2	3	3	0	2	18			
34	Chevalier, Will	2-3	1-2	1-2	1	0	1	0	6	0	0	0	0	9			
Team					0	2	2										
Totals		25-59	9-25	21-23	8	13	21	20	80	10	15	2	11	200			

FG % 1st Half: 11-34 32.4% 2nd half: 14-25 56.0% Game: 25-59 42.4%  
 3FG % 1st Half: 5-14 35.7% 2nd half: 4-11 36.4% Game: 9-25 36.0%  
 FT % 1st Half: 5-7 71.4% 2nd half: 16-16 100.0% Game: 21-23 91.3%

**Eastern Illinois 93 • 5-4**

#	Player	Total			3-Ptr			Rebounds			PF	TP	A	TO	Blk	Stl	Min
		FG-FGA	FT-FTA	Off	Def	FG-FGA	FT-FTA	Off	Def	Tot							
32	MATLOCK, JaQualis	4-5	1-2	0-0	2	0	2	2	9	1	2	0	0	31			
03	DIXON, George	10-14	0-0	4-5	7	6	13	4	24	0	1	3	1	31			
35	SMITH, Mack	7-9	3-4	7-9	0	2	2	2	24	0	0	0	0	28			
04	JOHNSON, Marvin	3-6	0-1	0-0	0	4	4	4	6	6	4	0	2	20			
22	WALLACE, Josiah	3-7	1-2	4-4	0	3	3	0	11	2	5	0	0	27			
01	CHARLES, Kashawn	0-0	0-0	0-0	0	0	0	1	0	0	0	0	0	2			
02	SKIPPER-BROWN, Jorda	1-3	0-0	0-2	2	4	6	1	2	2	3	1	1	17			
02	SMITH, Shareef	2-4	1-2	0-0	0	0	0	2	5	0	1	0	0	11			
15	DUFFUS, Dondre	0-1	0-1	0-1	0	3	3	0	0	1	1	0	0	11			
25	DEANG, DEANG	4-7	2-4	2-2	0	4	4	1	12	5	4	0	1	22			
Team					2	1	3										
Totals		34-56	8-16	17-23	13	27	40	17	93	17	21	4	5	200			

FG % 1st Half: 21-34 61.8% 2nd half: 13-22 59.1% Game: 34-56 60.7%  
 3FG % 1st Half: 5-10 50.0% 2nd half: 3-6 50.0% Game: 8-16 50.0%  
 FT % 1st Half: 9-15 60.0% 2nd half: 8-8 100.0% Game: 17-23 73.9%

Officials: Kenneth Moreland, Greg Gerritsen, Ron Gengenbacher  
 Technical fouls: Green Bay-TEAM 2. Eastern Illinois-None.  
 Attendance: 1488

Score by periods	1st	2nd	Total
Green Bay	32	48	80
Eastern Illinois	56	37	93

	In	Off	2nd	Fast	Bench
Points	20	25	8	8	33
Paint	40	21	14	4	19
T/O					
Chance					
Break					

Score tied - 0 times.  
 Lead changed - 3 times.

**Game 11 - December 16, 2019 at Macomb, Illinois (Western Hall)**  
**Eastern Illinois 85, Western Illinois 47**

**Eastern Illinois 85 • 7-4,0-0 OVC**

#	Player	Total			3-Ptr			Rebounds			PF	TP	A	TO	Blk	Stl	Min
		FG-FGA	FT-FTA	Off	Def	FG-FGA	FT-FTA	Off	Def	Tot							
32	MATLOCK, JaQualis	6-7	2-2	0-0	3	5	8	1	14	3	2	2	3	31			
03	SMITH, Mack	3-8	1-6	0-0	0	3	3	0	7	0	0	0	1	26			
04	JOHNSON, Marvin	4-11	0-1	1-2	0	2	2	3	9	3	1	0	1	23			
22	WALLACE, Josiah	5-8	0-2	3-3	1	5	6	0	13	1	1	0	0	23			
05	DIXON, George	2-4	0-0	3-3	2	2	4	4	7	1	2	1	1	11			
01	CHARLES, Kashawn	3-7	3-7	0-0	0	2	2	1	9	0	1	0	0	19			
02	SKIPPER-BROWN, Jorda	3-4	0-0	4-5	3	2	5	4	10	0	0	1	0	16			
05	SMITH, Shareef	1-8	1-5	2-2	0	3	3	1	5	3	0	0	1	23			
12	DUFFUS, Dondre	1-2	0-0	0-0	0	2	2	0	2	1	2	0	4	18			
21	SHAW, Braxton	3-5	1-1	2-2	0	4	4	0	9	0	0	1	1	10			
Team					1	2	3										
Totals		31-64	8-24	15-17	10	32	42	14	85	12	9	5	13	200			

FG % 1st Half: 16-32 50.0% 2nd half: 15-32 46.9% Game: 31-64 48.4%  
 3FG % 1st Half: 5-13 38.5% 2nd half: 3-11 27.3% Game: 8-24 33.3%  
 FT % 1st Half: 3-4 75.0% 2nd half: 12-13 92.3% Game: 15-17 88.2%

**Western Illinois 47 • 2-7,0-0 Summit L**

#	Player	Total			3-Ptr			Rebounds			PF	TP	A	TO	Blk	Stl	Min
		FG-FGA	FT-FTA	Off	Def	FG-FGA	FT-FTA	Off	Def	Tot							
15	Ben Pyle	5-9	4-7	0-0	0	2	2	1	14	1	5	0	1	26			
24	James Clear	2-4	0-0	2-2	2	6	8	3	6	0	1	1	0	25			
01	Zion Young	3-9	0-4	0-1	0	3	3	1	6	4	0	0	0	33			
10	Kobe Webster	3-15	0-4	0-0	0	3	3	1	6	2	3	0	0	28			
40	C.J. Duff	2-6	0-2	4-6	2	3	5	3	8	2	4	0	0	34			
02	Jaeden King	0-6	0-3	0-0	0	1	1	0	0	0	0	0	0	11			
12	Jack Hallee	0-0	0-0	0-0	0	0	0	0	0	0	0	0	0	2			
14	Anthony Jones	0-3	0-2	2-4	2	4	6	0	2	0	3	0	0	15			
22	DreShawn Allen	0-1	0-0	0-0	0	0	0	1	0	0	3	0	1	11			
30	Jake Weyhrich	0-0	0-0	0-0	2	2	4	0	0	0	0	0	0	2			
32	Roderick Smith	0-1	0-0	0-0	0	0	0	2	0	0	0	0	0	4			
42	Kyle Arrington	1-1	0-0	3-4	1	1	2	1	5	0	0	0	0	9			
Team					1	0	1										
Totals		16-55	4-22	11-17	11	24	35	13	47	9	19	1	2	200			

FG % 1st Half: 10-27 37.0% 2nd half: 6-28 21.4% Game: 16-55 29.1%  
 3FG % 1st Half: 2-8 25.0% 2nd half: 2-14 14.3% Game: 4-22 18.2%  
 FT % 1st Half: 5-10 50.0% 2nd half: 6-7 85.7% Game: 11-17 64.7%

Officials: Jesse Joseph, Marcu Gossard, Dan Dorian  
 Technical fouls: Eastern Illinois-None. Western Illinois-None.  
 Attendance: 347

Score by periods	1st	2nd	Total
Eastern Illinois	40	45	85
Western Illinois	27	20	47

	In	Off	2nd	Fast	Bench
Points	40	22	14	15	35
Paint	18	5	7	6	7
T/O					
Chance					
Break					

Score tied - 1 time.  
 Lead changed - 3 times.

**Game 10 - December 14, 2019 at Milwaukee, Wisconsin (UWM Panther Arena)**  
**Eastern Illinois 75, Milwaukee 68**

**Eastern Illinois 75 • 6-4,0-0 OVC**

#	Player	Total			3-Ptr			Rebounds			PF	TP	A	TO	Blk	Stl	Min
		FG-FGA	FT-FTA	Off	Def	FG-FGA	FT-FTA	Off	Def	Tot							
32	MATLOCK, JaQualis	4-4	0-0	0-1	4	3	7	2	8	0	2	2	1	20			
03	SMITH, Mack	7-14	6-12	4-4	0	3	3	1	24	1	0	0	0	34			
04	JOHNSON, Marvin	2-8	0-1	4-4	1	6	7	2	8	4	5	1	1	25			
22	WALLACE, Josiah	4-11	0-1	0-1	0	7	7	2	8	6	5	1	2	36			
35	DIXON, George	7-12	0-1	0-0	4	8	12	3	14	1	2	0	2	27			
01	CHARLES, Kashawn	0-1	0-0	0-0	0	0	0	0	0	0	0	0	0	5			
02	SKIPPER-BROWN, Jorda	2-3	0-0	0-2	4	2	6	3	4	0	4	4	1	23			
05	SMITH, Shareef	1-2	1-1	2-2	0	3	3	1	5	0	0	0	0	19			
12	DUFFUS, Dondre	0-0	0-0	2-2	0	0	0	2	2	0	2	0	2	5			
21	SHAW, Braxton	0-0	0-0	0-0	0	0	0	1	0	0	0	0	0	0+			
25	DEANG, DEANG	1-2	0-0	0-0	0	1	1	0	2	0	1	0	1	6			
Team					0	0	0										
Totals		28-57	7-16	12-16	13	33	46	17	75	12	22	8	10	200			

FG % 1st Half: 19-32 59.4% 2nd half: 9-25 36.0% Game: 28-57 49.1%  
 3FG % 1st Half: 4-8 50.0% 2nd half: 3-8 37.5% Game: 7-16 43.8%  
 FT % 1st Half: 4-7 57.1% 2nd half: 8-9 88.9% Game: 12-16 75.0%

**Milwaukee 68 • 5-6,0-0 Horizon**

#	Player	Total			3-Ptr			Rebounds			PF	TP	A	TO	Blk	Stl	Min
		FG-FGA	FT-FTA	Off	Def	FG-FGA	FT-FTA	Off	Def	Tot							
05	C.J. Wilbourn	1-5	1-3	0-0	1	2	3	2									



**Jay Spoonhour**  
Head Coach (8th year)  
Pittsburg State, 1994



**Rand Chappell**  
Assistant Coach (7th year)  
Missouri State, 1985



**Justin Brown**  
Assistant Coach (2nd Year)  
Southwest Baptist, 2009



**Matt Bringman**  
Assistant Coach (1st Year)  
Palm Beach Atlantic, 2008



**1 - Kashawn Charles**  
G / 6-1 / 185 / Jr  
Wyandanch, NY  
Labatte CC



**2 - Jordan Skipper-Brown**  
F / 6-6 / 230 / Jr  
Little Rock, Ark.  
McLennan JC



**3 - Mack Smith**  
G / 6-2 / 185 / Jr  
Indianapolis, Ind.  
Warren Central HS



**4 - Marvin Johnson**  
G / 6-6 / 190 / Jr  
Ardmore, Okla.  
Coffeyville CC



**5 - Shareef Smith**  
G / 5-10 / 180 / Sr  
Madison, Wis.  
Highland (IL) CC



**11 - Logan Koch**  
G / 6-1 / 200 / Sr  
Shawnee, Kan.  
Mill Valley HS



**12 - Dondre Duffus**  
G / 6-2 / 185 / Gr  
Palm Beach, Fla.  
Bethune-Cookman Univ.



**13 - Shawn Wilson**  
G / 5-11 / 165 / Sr  
Harvey, Ill.  
Thornton HS



**21 - Braxton Shaw**  
F / 6-7 / 210 / Sr  
Fontana, Calif.  
Odessa CC



**23 - Josiah Wallace**  
G / 6-4 / 185 / Jr  
Marshall, Ill.  
Olney Central College



**25 - Deang Deang**  
G / 6-4 / 185 / Jr  
Madison, Wis.  
Highland (IL) CC



**32 - JaQualis Matlock**  
F / 6-5 / 225 / Sr  
Hopkinsville, Ky.  
Moberly JC



**35 - George Dixon**  
F / 6-5 / 230 / Jr  
Milwaukee, Wis.  
Vincennes University



The Automated ScoreBook  
Eastern Illinois Individual Game-by-Game (as of Dec 30, 2019)  
All games

#01 CHARLES, Kashawn

Opponent	Date	gs	min	Total		3-Pointers		Free throws		Rebounds				pf	a	t/o	blk	stl	pts	avg	
				fg-fga	pct	3fg-fga	pct	ft-fta	pct	off	def	tot	avg								
at Texas Tech	11/05/19		2	1-2	.500	0-0	.000	0-0	.000	0	0	0	0.0	0	0	0	0	1	2	2.0	
CHICAGO STATE	11/12/19		dnp	-	-	-	-	-	-	-	-	-	-	-	-	-	-	-	-	-	
INDIANA NORTHWEST	11/18/19		18	3-5	.600	3-5	.600	2-2	1.000	1	1	2	1.0	2	1	0	0	1	11	6.5	
vs Saint Francis (Ill.)	11/22/19		26	4-6	.667	3-4	.750	0-0	.000	0	2	2	1.3	2	1	1	1	0	11	8.0	
vs Bethune-Cookman	11/23/19		11	1-2	.500	1-2	.500	0-0	.000	0	0	0	1.0	3	0	1	0	0	3	6.8	
at Purdue Fort Wayne	12/04/19		10	2-3	.667	1-2	.500	0-0	.000	0	0	0	0.8	2	0	0	0	0	5	6.4	
GREEN BAY	12/7/19		2	0-0	.000	0-0	.000	0-0	.000	0	0	0	0.7	1	0	0	0	0	0	5.3	
at Milwaukee	12/14/19		5	0-1	.000	0-0	.000	0-0	.000	0	0	0	0.6	0	0	0	0	0	0	4.6	
at Western Illinois	12/16/19		19	3-7	.429	3-7	.429	0-0	.000	0	2	2	0.8	1	0	1	0	0	9	5.1	
at Grand Canyon	12/21/19		14	2-4	.500	1-3	.333	0-0	.000	0	1	1	0.8	1	1	0	0	2	5	5.1	
Totals			0	107	16-30	.533	12-23	.522	2-2	1.000	1	6	7	0.8	12	3	3	1	4	46	5.1

Games played: 9  
Minutes/game: 11.9  
Points/game: 5.1  
FG Pct: 53.3  
3FG Pct: 52.2  
FT Pct: 100.0

Rebounds/game: 0.8  
Assists/game: 0.3  
Turnovers/game: 0.3  
Assist/turnover ratio: 1.0  
Steals/game: 0.4  
Blocks/game: 0.1

#02 SKIPPER-BROWN, Jordan

Opponent	Date	gs	min	Total		3-Pointers		Free throws		Rebounds				pf	a	t/o	blk	stl	pts	avg	
				fg-fga	pct	3fg-fga	pct	ft-fta	pct	off	def	tot	avg								
at Texas Tech	11/05/19	*	20	4-5	.800	0-0	.000	2-4	.500	0	0	0	0.0	4	0	2	0	2	10	10.0	
at Wisconsin	11/08/19	*	25	3-6	.500	0-1	.000	0-0	.000	0	2	2	1.0	4	0	2	2	1	6	8.0	
CHICAGO STATE	11/12/19		18	4-7	.571	0-0	.000	3-4	.750	5	6	11	4.3	4	3	2	2	1	11	9.0	
INDIANA NORTHWEST	11/18/19	*	18	6-6	1.000	0-0	.000	2-4	.500	2	5	7	5.0	3	0	0	0	0	14	10.3	
vs Saint Francis (Ill.)	11/22/19		19	4-4	1.000	0-0	.000	0-0	.000	1	2	3	4.6	1	5	2	1	0	8	9.8	
vs Bethune-Cookman	11/23/19	*	28	4-5	.800	0-0	.000	0-4	.000	3	2	5	4.7	2	1	2	0	0	8	9.5	
at Incarnate Word	11/24/19	*	9	2-2	1.000	0-0	.000	2-2	1.000	0	0	0	4.0	3	0	0	1	0	6	9.0	
at Purdue Fort Wayne	12/04/19		15	2-2	1.000	0-0	.000	0-0	.000	2	0	2	3.8	1	1	0	0	0	4	8.4	
GREEN BAY	12/7/19		17	1-3	.333	0-0	.000	0-2	.000	2	4	6	4.0	1	2	3	1	1	2	7.7	
at Milwaukee	12/14/19		23	2-3	.667	0-0	.000	0-2	.000	4	2	6	4.2	3	0	4	4	1	4	7.3	
at Western Illinois	12/16/19		16	3-4	.750	0-0	.000	4-5	.800	3	2	5	4.3	4	0	0	1	0	10	7.5	
at Grand Canyon	12/21/19		15	2-2	1.000	0-0	.000	2-2	1.000	5	6	11	4.8	4	0	2	2	0	6	7.4	
Totals			5	223	37-49	.755	0-1	.000	15-29	.517	27	31	58	4.8	34	12	19	14	6	89	7.4

Games played: 12  
Minutes/game: 18.6  
Points/game: 7.4  
FG Pct: 75.5  
3FG Pct: 0.0  
FT Pct: 51.7

Rebounds/game: 4.8  
Assists/game: 1.0  
Turnovers/game: 1.6  
Assist/turnover ratio: 0.6  
Steals/game: 0.5  
Blocks/game: 1.2

The Automated ScoreBook  
Eastern Illinois Individual Game-by-Game (as of Dec 30, 2019)  
All games

#03 SMITH, Mack

Opponent	Date	gs	min	Total		3-Pointers		Free throws		Rebounds				pf	a	t/o	blk	stl	pts	avg		
				fg-fga	pct	3fg-fga	pct	ft-fta	pct	off	def	tot	avg									
at Texas Tech	11/05/19	*	23	3-8	.375	2-6	.333	0-0	.000	0	3	3	3.0	0	0	2	0	0	8	8.0		
at Wisconsin	11/08/19	*	27	2-6	.333	1-4	.250	0-0	.000	0	3	3	3.0	1	0	2	0	1	5	6.5		
CHICAGO STATE	11/12/19	*	17	4-8	.500	3-7	.429	2-2	1.000	0	1	1	2.3	1	3	1	0	0	13	8.7		
INDIANA NORTHWEST	11/18/19	*	16	6-9	.667	3-5	.600	2-2	1.000	0	2	2	2.3	1	1	0	0	0	17	10.8		
vs Saint Francis (Ill.)	11/22/19	*	28	7-11	.636	4-5	.800	0-0	.000	0	4	4	2.6	1	3	3	0	2	18	12.2		
vs Bethune-Cookman	11/23/19	*	34	5-11	.455	3-8	.375	0-0	.000	0	6	6	3.2	3	2	0	0	2	13	12.3		
at Incarnate Word	11/24/19	*	34	1-9	.111	1-8	.125	0-0	.000	2	1	3	3.1	1	0	0	0	1	3	11.0		
at Purdue Fort Wayne	12/04/19	*	33	4-11	.364	2-9	.222	2-2	1.000	0	1	1	2.9	1	1	5	0	0	12	11.1		
GREEN BAY	12/7/19	*	28	7-9	.778	3-4	.750	7-9	.778	0	2	2	2.8	2	0	0	0	0	24	12.6		
at Milwaukee	12/14/19	*	34	7-14	.500	6-12	.500	4-4	1.000	0	3	3	2.8	1	1	0	0	0	24	13.7		
at Western Illinois	12/16/19	*	26	3-8	.375	1-6	.167	0-0	.000	0	3	3	2.8	0	0	0	0	2	7	13.1		
at Grand Canyon	12/21/19	*	33	5-16	.313	4-13	.308	2-2	1.000	2	4	6	3.1	0	2	0	1	1	16	13.3		
Totals			12	333		54-120	.450	33-87	.379	19-21	.905	4	33	37	3.1	12	13	13	1	9	160	13.3

Games played: 12  
Minutes/game: 27.8  
Points/game: 13.3  
FG Pct: 45.0  
3FG Pct: 37.9  
FT Pct: 90.5

Rebounds/game: 3.1  
Assists/game: 1.1  
Turnovers/game: 1.1  
Assist/turnover ratio: 1.0  
Steals/game: 0.8  
Blocks/game: 0.1

#04 JOHNSON, Marvin

Opponent	Date	gs	min	Total		3-Pointers		Free throws		Rebounds				pf	a	t/o	blk	stl	pts	avg		
				fg-fga	pct	3fg-fga	pct	ft-fta	pct	off	def	tot	avg									
at Texas Tech	11/05/19	*	23	1-9	.111	0-1	.000	3-4	.750	0	2	2	2.0	3	0	3	0	1	5	5.0		
at Wisconsin	11/08/19	*	29	5-17	.294	2-4	.500	0-0	.000	2	1	3	2.5	1	1	3	0	1	12	8.5		
CHICAGO STATE	11/12/19	*	30	4-13	.308	0-0	.000	6-7	.857	3	4	7	4.0	2	4	3	0	3	14	10.3		
INDIANA NORTHWEST	11/18/19	*	20	5-7	.714	0-0	.000	6-6	1.000	1	4	5	4.3	0	7	4	0	4	16	11.8		
vs Saint Francis (Ill.)	11/22/19	dnp		-	-	-	-	-	-	-	-	-	-	-	-	-	-	-	-	-		
at Incarnate Word	11/24/19		29	4-15	.267	1-3	.333	3-4	.750	3	5	8	5.0	2	7	2	0	6	12	11.8		
at Purdue Fort Wayne	12/04/19		29	7-14	.500	1-1	1.000	1-2	.500	1	3	4	4.8	1	1	5	0	1	16	12.5		
GREEN BAY	12/7/19	*	20	3-6	.500	0-1	.000	0-0	.000	0	4	4	4.7	4	6	4	0	2	6	11.6		
at Milwaukee	12/14/19	*	25	2-8	.250	0-1	.000	4-4	1.000	1	6	7	5.0	2	4	5	1	1	8	11.1		
at Western Illinois	12/16/19	*	23	4-11	.364	0-1	.000	1-2	.500	0	2	2	4.7	3	3	1	0	1	9	10.9		
at Grand Canyon	12/21/19	*	27	2-10	.200	0-4	.000	0-1	.000	0	4	4	4.6	2	4	4	1	0	4	10.2		
Totals			7	255		37-110	.336	4-16	.250	24-30	.800	11	35	46	4.6	20	37	34	2	20	102	10.2

Games played: 10  
Minutes/game: 25.5  
Points/game: 10.2  
FG Pct: 33.6  
3FG Pct: 25.0  
FT Pct: 80.0

Rebounds/game: 4.6  
Assists/game: 3.7  
Turnovers/game: 3.4  
Assist/turnover ratio: 1.1  
Steals/game: 2.0  
Blocks/game: 0.2

The Automated ScoreBook  
Eastern Illinois Individual Game-by-Game (as of Dec 30, 2019)  
All games

#05 SMITH, Shareef

Opponent	Date	gs	min	Total		3-Pointers		Free throws		Rebounds				pf	a	t/o	blk	stl	pts	avg
				fg-fga	pct	3fg-fga	pct	ft-fta	pct	off	def	tot	avg							
at Texas Tech	11/05/19		17	2-3	.667	2-3	.667	0-0	.000	0	1	1	1.0	1	1	1	0	0	6	6.0
at Wisconsin	11/08/19		19	2-7	.286	1-4	.250	0-0	.000	0	2	2	1.5	4	3	1	0	0	5	5.5
CHICAGO STATE	11/12/19		18	1-5	.200	1-4	.250	0-0	.000	1	3	4	2.3	1	4	1	0	0	3	4.7
INDIANA NORTHWEST	11/18/19		20	1-5	.200	0-1	.000	0-0	.000	1	7	8	3.8	1	3	0	0	2	2	4.0
vs Saint Francis (Ill.)	11/22/19		17	2-4	.500	1-1	1.000	1-2	.500	2	0	2	3.4	1	1	1	0	0	6	4.4
vs Bethune-Cookman	11/23/19		15	1-4	.250	1-4	.250	0-0	.000	0	1	1	3.0	1	1	2	0	1	3	4.2
at Incarnate Word	11/24/19		8	1-1	1.000	0-0	.000	1-3	.333	0	1	1	2.7	1	0	0	0	0	3	4.0
GREEN BAY	12/7/19		11	2-4	.500	1-2	.500	0-0	.000	0	0	0	2.4	2	0	1	0	0	5	4.1
at Milwaukee	12/14/19		19	1-2	.500	1-1	1.000	2-2	1.000	0	3	3	2.4	1	0	0	0	0	5	4.2
at Western Illinois	12/16/19		23	1-8	.125	1-5	.200	2-2	1.000	0	3	3	2.5	1	3	0	0	1	5	4.3
at Grand Canyon	12/21/19		20	0-4	.000	0-3	.000	1-2	.500	0	1	1	2.4	2	1	1	0	0	1	4.0
Totals		0	187	14-47	.298	9-28	.321	7-11	.636	4	22	26	2.4	16	17	8	0	4	44	4.0

Games played: 11  
Minutes/game: 17.0  
Points/game: 4.0  
FG Pct: 29.8  
3FG Pct: 32.1  
FT Pct: 63.6

Rebounds/game: 2.4  
Assists/game: 1.5  
Turnovers/game: 0.7  
Assist/turnover ratio: 2.1  
Steals/game: 0.4

#12 DUFFUS, Dondre

Opponent	Date	gs	min	Total		3-Pointers		Free throws		Rebounds				pf	a	t/o	blk	stl	pts	avg
				fg-fga	pct	3fg-fga	pct	ft-fta	pct	off	def	tot	avg							
at Texas Tech	11/05/19		11	1-2	.500	0-0	.000	0-0	.000	0	1	1	1.0	2	0	0	0	0	2	2.0
at Wisconsin	11/08/19		4	0-0	.000	0-0	.000	0-0	.000	0	0	0	0.5	1	0	1	0	0	0	1.0
CHICAGO STATE	11/12/19	*	29	3-8	.375	1-3	.333	1-2	.500	1	2	3	1.3	2	2	2	0	1	8	3.3
INDIANA NORTHWEST	11/18/19		21	3-5	.600	0-0	.000	4-6	.667	0	2	2	1.5	2	2	2	0	0	10	5.0
vs Saint Francis (Ill.)	11/22/19		dnp	-	-	-	-	-	-	-	-	-	-	-	-	-	-	-	-	-
at Incarnate Word	11/24/19		12	0-2	.000	0-1	.000	0-0	.000	0	0	0	1.2	0	0	1	0	0	0	4.0
at Purdue Fort Wayne	12/04/19		17	1-2	.500	0-1	.000	0-0	.000	0	1	1	1.2	2	1	2	0	1	2	3.7
GREEN BAY	12/7/19		11	0-1	.000	0-1	.000	0-1	.000	0	3	3	1.4	0	1	1	0	0	0	3.1
at Milwaukee	12/14/19		5	0-0	.000	0-0	.000	2-2	1.000	0	0	0	1.3	2	0	2	0	2	2	3.0
at Western Illinois	12/16/19		18	1-2	.500	0-0	.000	0-0	.000	0	2	2	1.3	0	1	2	0	4	2	2.9
at Grand Canyon	12/21/19		12	0-1	.000	0-0	.000	1-4	.250	0	2	2	1.4	0	1	2	0	1	1	2.7
Totals		1	140	9-23	.391	1-6	.167	8-15	.533	1	13	14	1.4	11	8	15	0	9	27	2.7

Games played: 10  
Minutes/game: 14.0  
Points/game: 2.7  
FG Pct: 39.1  
3FG Pct: 16.7  
FT Pct: 53.3

Rebounds/game: 1.4  
Assists/game: 0.8  
Turnovers/game: 1.5  
Assist/turnover ratio: 0.5  
Steals/game: 0.9

The Automated ScoreBook  
Eastern Illinois Individual Game-by-Game (as of Dec 30, 2019)  
All games

#21 SHAW, Braxton

Opponent	Date	gs	min	Total		3-Pointers		Free throws		Rebounds				pf	a	t/o	blk	stl	pts	avg	
				fg-fga	pct	3fg-fga	pct	ft-fta	pct	off	def	tot	avg								
at Texas Tech	11/05/19		7	0-1	.000	0-0	.000	0-0	.000	0	0	0	0.0	1	1	1	0	0	0	0.0	
at Wisconsin	11/08/19		1	0-0	.000	0-0	.000	0-0	.000	0	0	0	0.0	1	0	0	0	0	0	0.0	
CHICAGO STATE	11/12/19		dnp	-	-	-	-	-	-	-	-	-	-	-	-	-	-	-	-	-	
INDIANA NORTHWEST	11/18/19		12	2-5	.400	0-2	.000	0-0	.000	1	2	3	1.0	1	1	1	1	0	4	1.3	
vs Saint Francis (Ill.)	11/22/19		20	3-5	.600	1-2	.500	1-2	.500	3	5	8	2.8	0	0	4	2	0	8	3.0	
GREEN BAY	12/7/19		dnp	-	-	-	-	-	-	-	-	-	-	-	-	-	-	-	-	-	
at Milwaukee	12/14/19		0	0-0	.000	0-0	.000	0-0	.000	0	0	0	2.2	1	0	0	0	0	0	2.4	
at Western Illinois	12/16/19		10	3-5	.600	1-1	1.000	2-2	1.000	0	4	4	2.5	0	0	0	1	1	9	3.5	
at Grand Canyon	12/21/19		1	0-0	.000	0-0	.000	0-0	.000	0	0	0	2.1	1	0	0	0	0	0	3.0	
Totals			0	51	8-16	.500	2-5	.400	3-4	.750	4	11	15	2.1	5	2	6	4	1	21	3.0

Games played: 7  
Minutes/game: 7.3  
Points/game: 3.0  
FG Pct: 50.0  
3FG Pct: 40.0  
FT Pct: 75.0

Rebounds/game: 2.1  
Assists/game: 0.3  
Turnovers/game: 0.9  
Assist/turnover ratio: 0.3  
Steals/game: 0.1  
Blocks/game: 0.6

#22 WALLACE, Josiah

Opponent	Date	gs	min	Total		3-Pointers		Free throws		Rebounds				pf	a	t/o	blk	stl	pts	avg	
				fg-fga	pct	3fg-fga	pct	ft-fta	pct	off	def	tot	avg								
at Texas Tech	11/05/19	*	26	1-6	.167	0-2	.000	0-0	.000	0	4	4	4.0	1	1	2	0	0	2	2.0	
at Wisconsin	11/08/19	*	26	2-12	.167	1-3	.333	0-0	.000	0	5	5	4.5	1	1	0	1	0	5	3.5	
CHICAGO STATE	11/12/19	*	20	3-6	.500	0-3	.000	0-0	.000	0	3	3	4.0	0	3	1	0	3	6	4.3	
INDIANA NORTHWEST	11/18/19	*	20	3-8	.375	1-5	.200	5-5	1.000	0	3	3	3.8	1	3	0	1	0	12	6.3	
vs Saint Francis (Ill.)	11/22/19	*	20	3-7	.429	0-3	.000	0-0	.000	1	5	6	4.2	2	3	2	1	1	6	6.2	
vs Bethune-Cookman	11/23/19	*	29	4-11	.364	0-4	.000	2-2	1.000	1	2	3	4.0	2	4	3	0	0	10	6.8	
at Incarnate Word	11/24/19	*	37	5-11	.455	1-4	.250	0-2	.000	0	6	6	4.3	1	1	2	0	2	11	7.4	
at Purdue Fort Wayne	12/04/19	*	19	4-8	.500	0-1	.000	2-2	1.000	0	1	1	3.9	2	1	3	0	1	10	7.8	
GREEN BAY	12/7/19	*	27	3-7	.429	1-2	.500	4-4	1.000	0	3	3	3.8	0	2	5	0	0	11	8.1	
at Milwaukee	12/14/19	*	36	4-11	.364	0-1	.000	0-1	.000	0	7	7	4.1	2	6	5	1	2	8	8.1	
at Western Illinois	12/16/19	*	23	5-8	.625	0-2	.000	3-3	1.000	1	5	6	4.3	0	1	1	0	0	13	8.5	
at Grand Canyon	12/21/19	*	31	6-11	.545	3-6	.500	3-4	.750	0	5	5	4.3	2	2	1	2	0	18	9.3	
Totals			12	314	43-106	.406	7-36	.194	19-23	.826	3	49	52	4.3	14	28	25	6	9	112	9.3

Games played: 12  
Minutes/game: 26.2  
Points/game: 9.3  
FG Pct: 40.6  
3FG Pct: 19.4  
FT Pct: 82.6

Rebounds/game: 4.3  
Assists/game: 2.3  
Turnovers/game: 2.1  
Assist/turnover ratio: 1.1  
Steals/game: 0.8  
Blocks/game: 0.5

The Automated ScoreBook  
Eastern Illinois Individual Game-by-Game (as of Dec 30, 2019)  
All games

#25 DEANG, DEANG

Opponent	Date	gs	min	Total		3-Pointers		Free throws		Rebounds				pf	a	t/o	blk	stl	pts	avg	
				fg-fga	pct	3fg-fga	pct	ft-fta	pct	off	def	tot	avg								
at Texas Tech	11/05/19		25	3-7	.429	0-1	.000	3-5	.600	1	1	2	2.0	2	5	0	0	1	9	9.0	
at Wisconsin	11/08/19		25	2-6	.333	1-2	.500	1-2	.500	0	5	5	3.5	1	1	2	0	1	6	7.5	
CHICAGO STATE	11/12/19		28	7-10	.700	3-5	.600	4-4	1.000	0	2	2	3.0	4	3	0	0	1	21	12.0	
INDIANA NORTHWEST	11/18/19	*	16	3-7	.429	0-2	.000	0-0	.000	1	3	4	3.3	4	8	0	0	5	6	10.5	
vs Saint Francis (Ill.)	11/22/19	*	19	3-8	.375	0-1	.000	3-6	.500	4	5	9	4.4	2	2	5	0	3	9	10.2	
vs Bethune-Cookman	11/23/19	*	34	4-14	.286	2-4	.500	1-2	.500	0	2	2	4.0	3	2	2	0	0	11	10.3	
at Incarnate Word	11/24/19	*	29	4-9	.444	0-3	.000	7-9	.778	3	1	4	4.0	3	3	2	0	2	15	11.0	
at Purdue Fort Wayne	12/04/19	*	21	2-9	.222	0-0	.000	0-1	.000	0	1	1	3.6	3	1	0	0	2	4	10.1	
GREEN BAY	12/7/19		22	4-7	.571	2-4	.500	2-2	1.000	0	4	4	3.7	1	5	4	0	1	12	10.3	
at Milwaukee	12/14/19		6	1-2	.500	0-0	.000	0-0	.000	0	1	1	3.4	0	0	1	0	1	2	9.5	
Totals			5	225	33-79	.418	8-22	.364	21-31	.677	9	25	34	3.4	23	30	16	0	17	95	9.5

Games played: 10  
Minutes/game: 22.5  
Points/game: 9.5  
FG Pct: 41.8  
3FG Pct: 36.4  
FT Pct: 67.7

Rebounds/game: 3.4  
Assists/game: 3.0  
Turnovers/game: 1.6  
Assist/turnover ratio: 1.9  
Steals/game: 1.7

#32 MATLOCK, JaQualis

Opponent	Date	gs	min	Total		3-Pointers		Free throws		Rebounds				pf	a	t/o	blk	stl	pts	avg	
				fg-fga	pct	3fg-fga	pct	ft-fta	pct	off	def	tot	avg								
at Texas Tech	11/05/19		20	1-5	.200	1-2	.500	0-0	.000	2	3	5	5.0	4	0	2	1	0	3	3.0	
at Wisconsin	11/08/19		12	1-1	1.000	0-0	.000	0-0	.000	3	2	5	5.0	4	0	0	0	0	2	2.5	
CHICAGO STATE	11/12/19	*	15	3-6	.500	1-1	1.000	0-0	.000	2	3	5	5.0	2	2	0	0	0	7	4.0	
INDIANA NORTHWEST	11/18/19		19	3-7	.429	0-2	.000	0-0	.000	1	3	4	4.8	1	3	2	2	1	6	4.5	
vs Saint Francis (Ill.)	11/22/19	*	22	3-5	.600	0-2	.000	0-0	.000	1	5	6	5.0	1	3	1	1	0	6	4.8	
vs Bethune-Cookman	11/23/19		23	2-6	.333	0-1	.000	3-3	1.000	0	0	0	4.2	1	1	0	0	0	7	5.2	
at Incarnate Word	11/24/19		13	2-4	.500	0-0	.000	2-2	1.000	2	1	3	4.0	0	0	2	2	1	6	5.3	
at Purdue Fort Wayne	12/04/19	*	20	3-5	.600	1-2	.500	0-0	.000	3	3	6	4.3	3	1	0	1	0	7	5.5	
GREEN BAY	12/7/19	*	31	4-5	.800	1-2	.500	0-0	.000	2	0	2	4.0	2	1	2	0	0	9	5.9	
at Milwaukee	12/14/19	*	20	4-4	1.000	0-0	.000	0-1	.000	4	3	7	4.3	2	0	2	2	1	8	6.1	
at Western Illinois	12/16/19	*	31	6-7	.857	2-2	1.000	0-0	.000	3	5	8	4.6	1	3	2	2	3	14	6.8	
at Grand Canyon	12/21/19	*	22	0-4	.000	0-1	.000	2-4	.500	1	1	2	4.4	3	1	0	3	1	2	6.4	
Totals			7	248	32-59	.542	6-15	.400	7-10	.700	24	29	53	4.4	24	15	13	14	7	77	6.4

Games played: 12  
Minutes/game: 20.7  
Points/game: 6.4  
FG Pct: 54.2  
3FG Pct: 40.0  
FT Pct: 70.0

Rebounds/game: 4.4  
Assists/game: 1.3  
Turnovers/game: 1.1  
Assist/turnover ratio: 1.2  
Steals/game: 0.6  
Blocks/game: 1.2

The Automated ScoreBook  
Eastern Illinois Individual Game-by-Game (as of Dec 30, 2019)  
All games

#35 DIXON, George

Opponent	Date	gs	min	Total		3-Pointers		Free throws		Rebounds				pf	a	t/o	blk	stl	pts	avg	
				fg-fga	pct	3fg-fga	pct	ft-fta	pct	off	def	tot	avg								
at Texas Tech	11/05/19	*	26	6-9	.667	1-1	1.000	0-0	.000	2	8	10	10.0	2	2	1	0	0	13	13.0	
at Wisconsin	11/08/19	*	32	4-8	.500	1-1	1.000	2-6	.333	5	3	8	9.0	4	4	0	1	2	11	12.0	
CHICAGO STATE	11/12/19		25	6-9	.667	0-0	.000	3-4	.750	1	8	9	9.0	2	5	0	1	3	15	13.0	
INDIANA NORTHWEST	11/18/19	*	20	7-11	.636	0-1	.000	2-6	.333	5	4	9	9.0	2	0	2	1	1	16	13.8	
vs Saint Francis (Ill.)	11/22/19	*	29	5-9	.556	0-0	.000	5-6	.833	6	5	11	9.4	0	1	1	0	0	15	14.0	
vs Bethune-Cookman	11/23/19	*	26	3-5	.600	0-0	.000	2-2	1.000	3	2	5	8.7	3	3	3	0	1	8	13.0	
at Incarnate Word	11/24/19	*	29	4-5	.800	0-0	.000	8-10	.800	4	3	7	8.4	2	2	0	0	0	16	13.4	
at Purdue Fort Wayne	12/04/19	*	36	4-11	.364	0-1	.000	1-1	1.000	4	10	14	9.1	3	0	0	1	3	9	12.9	
GREEN BAY	12/7/19	*	31	10-14	.714	0-0	.000	4-5	.800	7	6	13	9.6	4	0	1	3	1	24	14.1	
at Milwaukee	12/14/19	*	27	7-12	.583	0-1	.000	0-0	.000	4	8	12	9.8	3	1	2	0	2	14	14.1	
at Western Illinois	12/16/19	*	11	2-4	.500	0-0	.000	3-3	1.000	2	2	4	9.3	4	1	2	1	1	7	13.5	
at Grand Canyon	12/21/19	*	25	2-8	.250	0-0	.000	6-8	.750	2	2	4	8.8	4	1	1	0	0	10	13.2	
Totals			11	317	60-105	.571	2-5	.400	36-51	.706	45	61	106	8.8	33	20	13	8	14	158	13.2

Games played: 12  
Minutes/game: 26.4  
Points/game: 13.2  
FG Pct: 57.1  
3FG Pct: 40.0  
FT Pct: 70.6

Rebounds/game: 8.8  
Assists/game: 1.7  
Turnovers/game: 1.1  
Assist/turnover ratio: 1.5  
Steals/game: 1.2  
Blocks/game: 0.7

#TM TEAM

Opponent	Date	gs	min	Total		3-Pointers		Free throws		Rebounds				pf	a	t/o	blk	stl	pts	avg	
				fg-fga	pct	3fg-fga	pct	ft-fta	pct	off	def	tot	avg								
at Texas Tech	11/05/19		0	0-0	.000	0-0	.000	0-0	.000	1	1	2	2.0	0	0	1	0	0	0	0.0	
at Wisconsin	11/08/19		0	0-0	.000	0-0	.000	0-0	.000	1	1	2	2.0	0	0	0	0	0	0	0.0	
CHICAGO STATE	11/12/19		0	0-0	.000	0-0	.000	0-0	.000	1	0	1	1.7	0	0	0	0	0	0	0.0	
INDIANA NORTHWEST	11/18/19		0	0-0	.000	0-0	.000	0-0	.000	0	0	0	1.3	0	0	0	0	0	0	0.0	
vs Saint Francis (Ill.)	11/22/19		0	0-0	.000	0-0	.000	0-0	.000	0	5	5	2.0	0	0	0	0	0	0	0.0	
vs Bethune-Cookman	11/23/19		0	0-0	.000	0-0	.000	0-0	.000	2	3	5	2.5	0	0	2	0	0	0	0.0	
at Incarnate Word	11/24/19		0	0-0	.000	0-0	.000	0-0	.000	1	0	1	2.3	0	0	0	0	0	0	0.0	
at Purdue Fort Wayne	12/04/19		0	0-0	.000	0-0	.000	0-0	.000	2	1	3	2.4	0	0	0	0	0	0	0.0	
GREEN BAY	12/7/19		0	0-0	.000	0-0	.000	0-0	.000	2	1	3	2.4	0	0	0	0	0	0	0.0	
at Milwaukee	12/14/19		0	0-0	.000	0-0	.000	0-0	.000	0	0	0	2.2	0	0	1	0	0	0	0.0	
at Western Illinois	12/16/19		0	0-0	.000	0-0	.000	0-0	.000	1	2	3	2.3	0	0	0	0	0	0	0.0	
at Grand Canyon	12/21/19		0	0-0	.000	0-0	.000	0-0	.000	1	0	1	2.2	0	0	0	0	0	0	0.0	
Totals			0	0	0-0	.000	0-0	.000	0-0	.000	12	14	26	2.2	0	0	4	0	0	0	0.0

Games played: 12

Rebounds/game: 2.2  
Turnovers/game: 0.3

## All-time results vs Tennessee State (24-30)

### All-time results vs Tennessee State (24-30)

Date	Opponent	Score	Attend	Site	Notes
1/12/1959	TENNESSEE STATE	L 76-97	-	McAfee Gym	
12/8/1959	TENNESSEE STATE	L 78-80	-	McAfee Gym	
1/15/1960	at Tennessee State	L 69-107	-	Nashville, Tenn.	
1/7/1961	at Tennessee State	L 84-113	-	Nashville, Tenn.	
1/28/1961	TENNESSEE STATE	L 80-92	-	McAfee Gym	
1/29/1966	at Tennessee State	L 65-82	-	Nashville, Tenn.	
2/10/1966	TENNESSEE STATE	L 56-86	-	McAfee Gym	
12/2/1972	at Tennessee State	W 64-63	-	Nashville, Tenn.	
2/21/1973	TENNESSEE STATE	L 72-74	-	Lantz Arena	
1/16/1974	at Tennessee State	L 77-85	-	Nashville, Tenn.	
12/4/1974	TENNESSEE STATE	W 82-57	-	Lantz Arena	
11/26/1977	at Tennessee State	L 71-95	1500	Nashville, Tenn.	
2/11/1978	TENNESSEE STATE	W 92-62	3500	Lantz Arena	
* 1/4/97	at Tennessee State	W 73-71	3109	Nashville, Tenn.	
* 2/3/97	TENNESSEE STATE	W 82-74	3530	Charleston, Ill.	
* 12/6/97	TENNESSEE STATE	W 73-70	2463	Charleston, Ill.	
* 2/3/98	at Tennessee State	W 64-56	415	Nashville, Tenn.	
+ 2/24/98	TENNESSEE STATE	L 79-84	1251	Charleston, Ill.	OVC Tournament First Round
* 12/3/98	at Tennessee State	L 59-67	1238	Nashville, Tenn.	
* 1/12/99	TENNESSEE STATE	W 72-63	2315	Charleston, Ill.	
* 1/8/00	TENNESSEE STATE	W 81-50	2532	Charleston, Ill.	
* 2/5/00	at Tennessee State	W 98-78	1926	Nashville, Tenn.	
* 1/6/01	at Tennessee State	W 99-98	1219	Nashville, Tenn.	
* 2/1/01	TENNESSEE STATE	W 74-72	2746	Charleston, Ill.	
* 2/2/02	at Tennessee State	L 76-94	2370	Nashville, Tenn.	
* 2/21/02	TENNESSEE STATE	W 88-84	2281	Charleston, Ill.	
* 2/1/03	TENNESSEE STATE	W 96-67	4307	Charleston, Ill.	
* 2/27/03	at Tennessee State	W 88-75	1839	Nashville, Tenn.	
* 1/17/04	TENNESSEE STATE	L 59-60	3519	Charleston, Ill.	
* 2/12/04	at Tennessee State	L 68-75	3847	Nashville, Tenn.	
* 1/15/2005	at Tennessee State	L 62-77	4470	Nashville, TN (Gentr	
* 2/10/2005	TENNESSEE STATE	W 82-61	1702	Lantz Arena (in Char	
* 12/12/2005	TENNESSEE STATE	L 68-84	1324	Lantz Arena (in Char	
* 1/21/2006	at Tennessee State	L 57-73	5015	Nashville, Tennessee	
* 12/9/2006	at Tennessee State	L 56-59	4187	Nashville, TN - Gent	
* 1/20/2007	TENNESSEE STATE	L 58-61	1491	Lantz Arena (in Char	
* 12/8/2007	TENNESSEE STATE	L 72-74	948	Lantz Arena (in Char	
* 1/19/2008	at Tennessee State	L 72-79	3529	Nashville, TN (Gentr	Televised on ESPNU
* 12/4/2008	TENNESSEE STATE	W 71-61	1322	Lantz Arena (in Char	
* 2/28/2009	at Tennessee State	L 63-83	1317	Nashville, TN - Gent	
* 12/3/2009	at Tennessee State	W 83-81	936	Nashville, TN - Gent	
* 2/27/2010	TENNESSEE STATE	W 66-61	2268	Charleston, Ill. (La	
* 12/2/2010	TENNESSEE STATE	W 68-67	1030	Charleston, Ill. (La	
* 2/26/2011	at Tennessee State	L 62-66	872	Nashville, TN - Gent	
* 1/19/2012	TENNESSEE STATE	L 46-55	2032	Lantz Arena (Charles	
* 12/29/2012	at Tennessee State	L 59-67	1159	Nashville, Tenn. (Ge	
* 12/28/2013	TENNESSEE STATE	W 70-69	391	Charleston, Ill. (La	
* 1/7/2015	at Tennessee State	W 64-57	406	Nashville, Tenn. (Ge	
* 1/6/2016	TENNESSEE STATE	L 61-66	716	Charleston, Ill. (La	
* 2/2/2017	at Tennessee State	W 77-67	ot 3931	Gentry Center (Nashv	
* 1/11/2018	TENNESSEE STATE	L 65-69	1313	Charleston, Ill. (La	
* 1/27/2018	at Tennessee State	L 47-50	1344	Nashville, Tenn. (Ge	
2/28/2018	vs Tennessee State	W 73-71	654	Evansville, Ind. (Fo	
* 2/23/2019	at Tennessee State	L 60-75	1511	Nashville, Tenn. - G	

Overall: 24-30 • Conference: 20-19 • Home: 14-13 • Away: 9-17 • Neutral: 1-0