

EASTERN ILLINOIS

2019-20 Men's Basketball



EASTERN ILLINOIS

EASTERN ILLINOIS (0-2) vs. Chicago State (1-1)



Tuesday, November 12 • 7 pm

Charleston, Ill. • Lantz Arena

RADIO: Hit Mix 88.9 FM

TV: ESPN+

LIVE STATS: www.eiupanthers.com

SERIES RECORD: EIU leads 19-7

LAST MEETING: @ Chicago State 80, Eastern Illinois 72 on Dec. 1, 2018



GAME 3

Eastern Illinois returns to Lantz Arena to host its 2019-20 season opener on Tuesday night against Chicago State. The Panthers opened the season with two road losses at No. 12 Texas Tech and Big Ten member Wisconsin in what might be the toughest opening week in program history. EIU hosts a Chicago State team that is 1-1 on the season following a loss to Loyola (Maryland).

EIU HOME OPENERS

Eastern Illinois will be looking for its first win of the 2019-20 season when the Panthers play their home opener Tuesday night against Chicago State. EIU is 5-2 in home openers under current head coach Jay Spoonhour including three straight season opening home wins. EIU's last loss in a home opener was in November 2015 to Western Illinois. EIU is 30-8 all-time in home openers as an NCAA Division I school.

JOHNSON SCORES IN DOUBLE FIGURES

Junior Marvin Johnson led the Panthers in scoring in their Friday night game at Big Ten member Wisconsin as he scored 12 points. Johnson was 2-of-4 from three point range as he was one of two EIU players in double figures. Johnson had five points in his collegiate debut at No. 12 Texas Tech. He is currently second on the Panthers team averaging 8.5 points per game.

ANOTHER STEADY DIXON PERFORMANCE

After posting a double-double (13 pts, 10 reb) in his collegiate debut against No. 12 Texas Tech, junior George Dixon continued with his steady performance with 11 points and eight rebounds at Wisconsin. Dixon currently leads the Panthers in scoring and rebounding at 12 points and 9 rebounds per game. He is shooting 58.8 percent from the floor.

UP NEXT

Monday, November 18 vs. Indiana Northwest, 7 p.m. (ESPN+)

EASTERN ILLINOIS PROJECTED STARTERS *

P	#	Name	Ht	Wt	Yr	Hometown	Pts	Reb	Ast
G	3	Mack Smith	6-2	185	Jr	Indianapolis, Ind.	6.5	3.0	0
G	4	Marvin Johnson	6-6	190	Jr	Ardmore, Okla.	8.5	2.5	0.5
G	22	Josiah Wallace	6-4	185	Jr	Marshall, Ill.	3.5	4.5	1.0
F	2	Jordan Skipper-Brown	6-6	230	Jr	Killeen, Texas	8.0	1.0	0
F	35	George Dixon	6-5	230	Jr	Milwaukee, Wis.	12.0	9.0	3.0

EASTERN ILLINOIS RESERVES

G	1	Kashawn Charles	6-1	185	Jr	Wyandanch, NY	2.0	0	0
G	5	Shareef Smith	5-10	180	Sr	Madison, Wis.	5.5	1.5	2.0
G	11	Logan Koch	6-1	200	Sr	Shawnee, Kan.	--	--	--
G	12	Dondre Duffus	6-2	185	Gr	Palm Beach, Fla.	1.0	0.5	0
G	13	Shawn Wilson	5-11	165	Sr	Harvey, Ill.	--	--	--
F	21	Braxton Shaw	6-7	210	Sr	Fontana, Calif	0	0	0.5
G	25	Deang Deang	6-4	185	Jr	Madison, Wis.	7.5	3.5	3.0
F	32	JaQualis Matlock	6-5	225	Sr	Hopkinsville, Ky.	2.5	5.0	0

O 30	MISSOURI ST. LOUIS (ex.)	W 66-51
N 5	at Texas Tech	L 60-85
N 8	at Wisconsin	L 52-65
N 12	CHICAGO STATE	7 pm
N 18	# INDIANA NORTHWEST	7 pm
N 22	# vs. Saint Francis (Ill.)	2 pm
N 23	# vs. Bethune-Cookman	12 pm
N 24	# at Incarnate Word	2 pm
D 4	at Purdue Fort Wayne	6 pm
D 7	GREEN BAY	3:15 pm
D 14	at Milwaukee	7 pm
D 16	at Western Illinois	7 pm
D 21	at Grand Canyon	9 pm
J 2	• at Tennessee State	7:30 pm
J 4	• at Belmont	4 pm
J 9	• at Eastern Kentucky	6:30 pm
J 11	• at Morehead State	2 pm
J 16	• JACKSONVILLE STATE	7:30 pm
J 18	• TENNESSEE TECH	3:15 pm
J 23	• UT MARTIN	7:30 pm
J 25	• SOUTHEAST MISSOURI	3:15 pm
J 30	• at Murray State	7 pm
F 1	• at Austin Peay	4 pm
F 6	• EASTERN KENTUCKY	7:30 pm
F 8	• MOREHEAD STATE	3:15 pm
F 13	• SIUE	7:30 pm
F 15	• at UT Martin	4 pm
F 20	• MURRAY STATE	7:30 pm
F 22	• AUSTIN PEAY	3:15 pm
F 27	• at Southeast Missouri	7:15 pm
F 29	• at SIUE	2 pm
M 47	at OVC Tournament (Evansville, Ind.)	
• Ohio Valley Conference Games		
+ Incarnate Word MTE (San Antonio, Texas)		



2019-20 OVC BASKETBALL STANDINGS

SCHOOL	OVC	OVERALL
Austin Peay	0-0	1-0
Belmont	0-0	0-1
Eastern Illinois	0-0	0-2
Eastern Kentucky	0-0	1-1
Jacksonville State	0-0	0-1
Morehead State	0-0	2-0
Murray State	0-0	1-0
SIUE	0-0	1-1
Southeast Missouri	0-0	1-1
Tennessee State	0-0	1-1
Tennessee Tech	0-0	1-1
UT Martin	0-0	1-1

As of November 10, 2019

INSIDE THE NUMBERS



EASTERN ILLINOIS.



EIU Points Per Game.....	56.0	CSU Points Per Game.....	94.0
Opponents Points Per Game	75.0	Opponents Points Per Game	79.0
Scoring Margin	- 19.0	Scoring Margin	+ 15.0
Field Goal Percentage.....	.367	Field Goal Percentage.....	.531
3-Point Field Goal Percentage375	3-Point Field Goal Percentage429
Free Throw Percentage524	Free Throw Percentage685
Rebounds.....	32.5	Rebounds.....	35.0
Rebound Margin	- 8.5	Rebound Margin	+ 1.5
Assists Per Game	10.0	Assists Per Game	16.0
Turnovers Per Game	13.0	Turnovers Per Game	14.5
Steals Per Game.....	5.5	Steals Per Game.....	7.5
Blocks Per Game.....	2.5	Blocks Per Game.....	3.0
Field Goal Percentage Defense...	.469	Field Goal Percentage Defense...	.409

EASTERN ILLINOIS HEAD COACH JAY SPOONHOUR

Jay Spoonhour is in his eighth season as the Panthers head coach having been hired on April 9, 2012. Spoonhour was previously the head coach at Moberly Area Community College where he coached for three seasons. He was a long time assistant coach at the NCAA Division I level and served as the interim head coach at UNLV to complete the 2004 season posting a 6-4 record and taking the team to the finals of the Mountain West Conference Tournament along with an NIT appearance. In 2001 Spoonhour was named the National Junior College Coach of the Year leading Wabash Valley College to the NJCAA National Championship with a 36-1 record. He is the son of the late legendary coach Charlie Spoonhour. Spoonhour played basketball at Pittsburg State earning his degree in 1994. He was an honorable mention All-Conference selection. He has assistant coaching stops at Central Missouri, Saint Louis, UNLV, Missouri and Texas San Antonio. Spoonhour's career mark is 199-158; 99-130 at the NCAA Division I level. His EIU record is 93-126 with an OVC mark of 51-65. Spoonhour led the program to its first NCAA Division I postseason win on March 17, 2015 with a 97-91 win at Oakland in the CIT.

LAST TIME OUT

Eastern Illinois closed to within three points with just over eight minutes remaining on Friday evening at Wisconsin but could pull closer as the Panthers lost 65-52 on the road. Marvin Johnson scored 12 points while George Dixon added 11. EIU held the Badgers to just 38 percent shooting from the floor but UW was able to make 24 trips to the free throw line, converting at 83 percent (20-of-24).

SCOUTING CHICAGO STATE

Lance Irvin is in his second season as the head coach at Chicago State. The Cougars are off to a 1-1 start to the season with a win over Judson and loss to Loyola (Maryland). Xavier Johnson is the team's leading scorer at 28 points per game including a 37 point night against Judson. CSU is averaging 94 points per game through the opening two contests shooting 53.1 percent from the floor.

SERIES INFORMATION

This will be the 27th meeting between Eastern Illinois and Chicago State with the Panthers holding a 19-7 all-time series lead. Chicago State did win last season over EIU picking up an 80-72 victory in the Windy City. EIU had won three straight in the series and 11 of the previous 12 meetings prior to that. Chicago State's last win in Charleston was 77-64 on Dec. 22, 2008.

QUICK FACTS

EIU BASKETBALL CONTACT INFO / QUICK FACTS
 Contact:..... Rich Moser
 Email:..... rlmoser@eiu.edu
 Phone:..... (217) 581-7480
 Cell Phone:..... (217) 508-8317
 Website:..... www.EIUpanthers.com
 Location Charleston, Ill.
 Enrollment7,806
 Nickname Panthers
 Colors Blue, Gray & White
 President Dr. David Glassman
 Athletic Director..... Tom Michael
 Basketball Arena Lantz Arena
 Basketball Radio Station Hit Mix 88.9 WEIU
 Announcers..... Mike Bradd & Jack Ashmore



TWITTER
 @EIU_Panthers
 @e iubasketball



FACEBOOK
 EIUPanthers
 EIUMensBasketball



INSTAGRAM
 eiupanthernation

Career Double-Doubles

GEORGE DIXON (1)
 LAST

13 pts, 10 reb at Texas Tech (Nov. 5, 2019)

MACK SMITH (2)
 LAST

14 pts, 10 reb vs. Arkansas State (Nov. 24, 2018)

Career Double Figure Scoring

Mack Smith.....	38
Josiah Wallace.....	24
Shareef Smith.....	10
Kashawn Charles	4
JaQualis Matlock	3
George Dixon.....	2
Braxton Shaw.....	1
Jordan Skipper-Brown	1
Marvin Johnson.....	1

Career Double Figure Rebounds

Mack Smith.....	2
JaQualis Matlock	1
George Dixon.....	1

Career Double Figure Assists

2019-20 Eastern Illinois Panther Basketball

#	PLAYER	POS	HT	WT	YR	HOMETOWN (HIGH SCHOOL/LAST)	PLAYER NOTES
1	Kashawn Charles	G	6-1	185	Jr	Wyandanch, NY (Labette CC)	Scored in seven of last eight games off the bench
2	Jordan Skipper-Brown	F	6-6	230	Jr	Little Rock, Ark. (McLennan JC)	Pulled down 12 rebounds in exhibition win
3	Mack Smith	G	6-2	185	Jr	Indianapolis, Ind. (Warren Central HS)	51 straight games with a made 3-pointer (longest in NCAA)
4	Marvin Johnson	G	6-6	190	Jr	Ardmore, Okla. (Coffeyville CC)	Scored 12 points at Wisconsin
5	Shareef Smith	G	5-10	180	Sr	Madison, Wis. (Highland (IL) CC)	Scored 29 points at Austin Peay (5-of-6 on 3-pointers)
11	Logan Koch	G	6-1	200	Sr	Shawnee, Kan. (Mill Valley HS)	All points last season scored on 3-pointers
12	Dondre Duffus	G	6-2	185	Gr	Palm Beach, Fla. (Bethune-Cookman Univ.)	Graduate transfer from Bethune-Cookman University
13	Shawn Wilson	G	5-11	165	Sr	Harvey, Ill. (Thornton HS)	Matched season high two assists at Tennessee State
21	Braxton Shaw	F	6-7	210	Sr	Fontana, Calif. (Odessa CC)	One assist at Texas Tech (missed most of last year with injury)
22	Josiah Wallace	G	6-4	185	Jr	Marshall, Ill. (Olney Central College)	Ranked 7th in OVC in scoring, first-team All-OVC in 2019
25	Deang Deang	G	6-4	185	Jr	Madison, Wis. (Highland (IL) CC)	Had nine points, five assists at Texas Tech
32	JaQualis Matlock	F	6-5	225	Sr	Hopkinsville, Ky. (Moberly Area CC)	Four games with three or more assists in final six games in 2019
35	George Dixon	F	6-5	230	Jr	Milwaukee, Wis. (Vincennes Univ.)	Double-double at Texas Tech (13 pts, 10 reb)

Pronunciation Guide

Head Coach: Jay Spoonhour (Pittsburg State, 1994 - 8th year)

Assistant Coach: Rand Chappell (Missouri State, 1985 - 7th year) - (like Chapel)

Assistant Coach: Justin Brown (Southwest Baptist, 2009 - 2nd year)

Assistant Coach: Matt Bringman (Palm Beach Atlantic, 2008 - 1st year)

Graduate Assistant: Matt Horgan (Eastern Illinois, 2016 - 2nd year)

Athletic Trainer: Michael Nordgren (3rd year)

#1 - Kashawn Charles Kah-sean

#11 - Logan Koch Cook

#12 - Dondre Duffus Don-dray * duff-is

#25 - Deang Deang Dang (like bang)

#32 - JaQualis Matlock jah-Quay-liss

Panthers Record When...

Numbers from 2019-20 season

Leading at the half	0-0
Trailing at the half	0-2
Tied at the half	0-0
EIU leads in rebounds	0-0
Opponent leads in rebounds	0-2
Rebounds are equal	0-0
EIU has more turnovers	0-1
Opponent has more turnovers	0-0
Turnovers are equal	0-1
EIU shoots 50% or better	0-0
EIU shoots below 40%	0-1
Opponent shoots 50% or better	1-0
Opponent shoots below 40%	0-1
EIU has 65 or fewer points	0-2
EIU has 80 or more points	0-0
Opponent scores 65 or fewer	0-0
Opponent score 80 or more	0-1
Games decided by 1-5 points	0-0
Games decided by 6-10 points	0-0
Games decided by 11-15 points	0-1
Games decided by 16 points or more	0-1
Overtime Games	0-0

• Eastern Illinois held Wisconsin to 38 percent shooting from the floor on Friday evening. After allowing the Badgers to shoot 44 percent in the opening half, they held UW to 32 percent in the second half. Last season EIU held opponents below 40 percent shooting in nine games with a season low of 28 percent by Fontbonne.

• Jordan Skipper-Brown has made 7 of his 11 shots this season to lead the Panthers in field goal percentage through two games at 63.6 percent. He currently ranks 11th in the OVC during the early portion of the season. Skipper-Brown was 4-of-5 in the opener at Texas Tech and 3-of-6 at Wisconsin.

• Eastern Illinois set the school single season record for 3-pointers made last season knocking down 272 shots from behind the arc. This season with the NCAA 3-point line moved back, the Panthers still continue to gun from 3-point range. EIU made six 3-pointers at Texas Tech and added seven at Wisconsin. EIU currently ranks third in the OVC in 3-point field goal percentage hitting at a 37.1 percent clip against two of the better defensive units in the nation.

• Senior JaQualis Matlock continues to be steady off the bench as he pulled down five rebounds for the second straight game playing in a rotation in the post. Last season Matlock averaged 4.8 rebounds per game with a high of 11 at SIUE. He added three points and a block at Texas Tech while scoring two points at Wisconsin.

• Eastern Illinois roster features five newcomers this season but in terms of age the Panthers may feature the most veteran team in the NCAA. EIU does not have any freshmen or sophomores on its 2019-20 roster and entering the season will be the only team in the NCAA Division I ranks that does not have an underclassman suiting up. EIU's roster make-up includes seven juniors, five seniors and one graduate transfer. Four returners started 20 games or more last season. Guards Josiah Wallace, Mack Smith and Shareef Smith started all 32 games last season with JaQualis Matlock (20) also starting.






• Eastern Illinois had four blocked shots on Friday at Wisconsin after the Panthers had one block in the season opener at Texas Tech. Jordan Skipper-Brown had two of the four blocks against the Badgers. Last season EIU ranked first in the OVC in blocks during conference games with 81 of the team's 120 blocks coming during 18 conference games. In the exhibition win over Missouri St. Louis, EIU had 12 blocks.

• Eastern Illinois connected for only 3-of-8 at the free throw line against Wisconsin. The Panthers had opened the season making 8-of-13 from the charity stripe at Texas Tech as they now stand at 52.4 percent on the season. EIU struggled from the foul line in the exhibition as well going 17-of-32 for 53.1 percent.







2019-20 BENCH SCORING

Game	EIU	Opp.
at Texas Tech (Nov. 5)	22	21
at Wisconsin (Nov. 8).....	13	10
Total (Plus 4)	35	31



2019-20 POINTS IN THE PAINT

Game	EIU	Opp.
at Texas Tech (Nov. 5)	28	40
at Wisconsin (Nov. 8).....	20	28
Totals (Minus 20)	48	68



This Last Time It Happened...

An EIU player scored 40 points or more...

Josh Gomes (40) vs. UT Martin (Feb. 7, 2004)

An EIU player scored 30 points or more...

Josiah Wallace (31) vs. Arkansas State (Nov. 24, 2018) - Battle Blue Ridge

An EIU player had 20 rebounds or more...

Michael Slaughter (20) at Central Connecticut (Jan. 14, 1995)

An EIU player had 15 rebounds or more...

Muusa Dama (17) at South Alabama (Dec. 16, 2017)

An EIU player had 15 assists or more...

Chad Peckinpaugh (18) vs. Southeast Missouri (Feb. 22, 1997)

An EIU player had 10 assists or more...

Terrell Lewis (10) at Marquette (Nov. 27, 2017)

An EIU player had 5 steals or more...

Terrell Lewis (5) vs. Bradley (Nov. 29, 2016)

An EIU player had 5 blocks or more...

Aboubacar Diallo (5) vs. SIUE (Jan. 5, 2019)

An EIU player made 5 or more 3-pointers...

Shareef Smith (5-of-6) at Austin Peay (Feb. 9, 2019)

An EIU players made 10 or more free throws...

A.J. Riley (10-of-14) at Austin Peay (Jan. 23, 2016)

An EIU player had a double-double...

George Dixon (13 pts, 10 reb) at Texas Tech (Nov. 5, 2019)

EIU had two players post a double-double in same game...

January 18, 2018 vs. UT Martin (W, 80-60)

Mack Smith (22 points, 11 rebounds)

Muusa Dama (12 points, 13 rebounds)

EIU had two players score 20 or more points in a game...

February 28, 2018 vs. Jacksonville State (L, 84-89 in 2 ot)

Mack Smith (24) and Josiah Wallace (23)

EIU had five players score in double figures...

November 10, 2018 at IUPUI (L, 65-71)

EIU made 10 or more 3-pointers in a game...

February 28, 2019 vs. Jacksonville State... (11-of-27 for 40.7 percent)

EIU had 20 or more assists in a game...

February 9, 2019 at Austin Peay... (20)

EIU had 10 or more blocked shots in a game...

February 15, 2015 vs. UT Martin - (10)

EIU had 10 or more steals in a game...

February 28, 2018 vs. Jacksonville State - (11)

EIU shot over 50 percent from the floor in a game...

Feb. 16, 2019 vs. Southeast Missouri (31-of-58 for 53.4 percent)

EIU shot over 60 percent from the floor in a game...

December 4, 2018 vs. Fontbonne University (35-of-57 for 61.4 percent)

EIU scored 100 points in a game...

December 19, 2016 vs. Fontbonne (W, 101-49)

EIU won an overtime game...

January 5, 2019 vs. SIUE (W 84-81, OT)

1	Kashawn Charles 6-1, 185, Jr., G Wyandanch, NY	G 1	FG .500 1-2	3FG .000 0-0	FT .000 0-0	Pts 2.0	Reb 0	Stl 1.0	Scored 10 points against Southeast Missouri (2-of-6 3-pt) Scored 19 points vs Morehead State (8-of-10 FG) Season high 21 points vs. Fontbonne (8-of-10 FG) Had 11 points vs. Gardner-Webb (4-of-4 FG) Ranked first in OVC in 3-point FG pct for most of season
2	Jordan Skipper-Brown 6-6, 230, Jr., F Killeen, Texas	G 2	FG .636 7-11	3FG .000 0-1	FT .500 2-4	Pts 8.0	Reb 1.0	Blk 1.0	Scored 10 points at No. 12 Texas Tech Played two seasons at McLennan Junior College (Texas) Averaged 11.1 points / 4.8 points per game as a sophomore Helped team post 27-5 record in 2017-18 Attended HS in Olympia, Wash. (military family)
3	Mack Smith 6-2, 185, Jr., G Indianapolis, Ind.	G 2	FG .357 5-14	3FG .300 3-10	FT .000 0-0	Pts 6.5	Reb 3.0	Ast 0	Fifth on EIU single season 3-pointers made list (81) Scored 24 points vs. Jacksonville State (4th 20+ point game) 2nd career double-double vs. Arkansas State (14 pts / 10 reb) Had 23 games with multiple 3-pointers made Ranks first in NCAA in consecutive games with a 3-pt (51)
4	Marvin Johnson 6-6, 190, Jr., G Ardmore, Okla.	G 2	FG .231 6-26	3FG .400 2-5	FT .750 3-4	Pts 8.5	Reb 2.5	Ast 0.5	Scored 12 points at Wisconsin Played two seasons at Coffeyville CC (Kansas) Averaged 14.8 points / 4.6 rebounds as a sophomore Averaged 13.8 points / 4.2 rebounds as a freshman Played at Edmond North HS (22.2 points per game)
5	Shareef Smith 5-10, 180, Sr., G Madison, Wis.	G 2	FG .400 4-10	3FG .429 3-7	FT .000 0-0	Pts 5.5	Reb 1.5	Ast 2.0	Scored 29 points at Austin Peay (11-of-16 FG) Limited to one assist at TSU (3rd one assist game this year) Ranked sixth in OVC games in assist-to-turnover ratio Had 5 straight double figure games (15.4 ppg / 4.8 apg) Had 12 points, 9 assists including game winner vs APSU
11	Logan Koch 6-1, 200, Sr., G Shawnee, Kan.	G	Has not played in 2019-20 -- -- --			Pts	Reb	Ast	All points in 2019 came on 3-point FG (1-of-1 at TSU) Six points against Fontbonne (2-of-2 on 3-pointers) Played two games off bench at Battle in the Blue Ridge Has drawn seven charges this season on defense Was 1-of-2 on 3-pointers vs. Purdue Fort Wayne
12	Dondre Duffus 6-2, 185, Gr., G Palm Beach, Fla.	G 2	FG .500 1-2	3FG .000 0-0	FT .000 0-0	Pts 1.0	Reb 0.5	Ast 0	Graduate transfer from Bethune-Cookman University Played in 30 games (7 starts at BCU) ... 7.6 ppg Played one season at OVC member Southeast Missouri Played two years at St. Petersburg Junior College Played at Boyd Anderson HS
13	Shawn Wilson 5-11, 165, Sr., G Harvey, Ill.	G	Has not played in 2019-20 -- -- --			Pts	Reb	Ast	Matched season high two assists at Tennessee State Had two points, two rebounds, one assist at Murray State Had 2 points, 4 rebounds at Western Illinois Scored five points vs. Fontbonne (15 minutes played) Was basketball team manager in 2016-17 season
21	Braxton Shaw 6-7, 210, Sr., F Fontana, Calif.	G 2	FG .000 0-1	3FG .000 0-0	FT .000 0-0	Pts 0	Reb 0	Ast 0.5	Had one assist at Texas Tech (missed most of 2019 with inj.) Season high 11 points vs. Fontbonne (5-of-9 FG) Had eight points, two steals off bench vs. UNC Wilmington Scored four points in 2019 opener at Texas Played 2017-18 season at Odessa (Texas) CC
22	Josiah Wallace 6-4, 185, Jr., G Marshall, Ill.	G 2	FG .167 3-18	3FG .200 1-5	FT .000 0-0	Pts 3.5	Reb 4.5	Ast 1.0	First Team All-OVC in 2019 / Preseason All-OVC in 2020 Scored 31 points vs. Arkansas State (all in 2nd half / OT) Scored 27 points vs. UT Martin (18 in first half) Ranked 7th in OVC in scoring (24 double figure games) Had six games this season with 16 or more points in a half
25	Deang Deang 6-4, 185, Jr., G Madison, Wis.	G 2	FG .385 5-13	3FG .333 1-3	FT .571 4-7	Pts 7.5	Reb 3.5	Ast 3.0	Scored 9 points with five rebounds at Texas Tech Attended Highland (IL) JC for three seasons (2017-18 inj) All-Region in 2018-19 averaging 13.3 points per game All-Region in 2016-17 averaging 16.5 points per game Played at Madison East (HS)... Area Player of the Year
32	JaQualis Matlock 6-5, 225, Sr., F Hopkinsville, Ky.	G 2	FG .333 2-6	3FG .500 1-2	FT .000 0-0	Pts 2.5	Reb 5.0	Ast 0	Had nine points, 4 blocks vs. Southeast Missouri Had 11 rebounds, 3 blocks 4 assists at SIUE Scored 10 points, 9 rebounds at Southeast Missouri Scored 13 points at UT Martin (4-of-7 FG / 4-of-5 FT) Scored 14 points vs. Fontbonne (7-of-9 FG)
35	George Dixon 6-5, 230, Jr., F Milwaukee, Wis.	G 2	FG .588 10-17	3FG 1.000 2-2	FT .333 2-6	Pts 12.0	Reb 9.0	Ast 3.0	Double-double (13 pts, 10 reb) in opener at Texas Tech Helped lead Vincennes to NJCAA National Title in 2019 Led JUCO in offensive rebounds with 164 in 2019 All-Region in 2018-19 averaging 11.2 points and 9.1 rebounds Attended Riverside HS and IMG Academy (Senior Year)

EASTERN ILLINOIS PANTHER HIGHS (SEASON AND CAREER HIGH POINTS/REBOUNDS/ASSISTS)

* INDICATES HAS HAPPENED MORE THAN ONE TIME & LAST TIME OCCURED IS LISTED (# OF TIMES IN PARENTHESIS)

	SEASON HIGH	CAREER HIGH
1 KASHAWN CHARLES	P - 2 at Texas Tech (11-5-19) R - A -	P - 21 vs. Fontbonne (12-4-18) R - 5 vs. Fontbonne (12-4-18) A - 2 at Tennessee State (2-23-19) * (4)
2 JORDAN SKIPPER-BROWN	P - 10 at Texas Tech (11-5-19) R - 2 at Wisconsin (11-8-19) A -	P - Same R - Same A - Same
3 MACK SMITH	P - 8 at Texas Tech (11-5-19) R - 3 at Wisconsin (11-8-19) * (2) A -	P - 31 vs. Tennessee Tech (2-3-18) R - 11 vs. UT Martin (1-18-18) A - 6 vs. Southeast Missouri (2-16-19)
4 MARVIN JOHNSON	P - 12 at Wisconsin (11-8-19) R - 3 at Wisconsin (11-8-19) A - 1 at Wisconsin (11-8-19)	P - Same R - Same A - Same
5 SHAREEF SMITH	P - 6 at Texas Tech (11-5-19) R - 2 at Wisconsin (11-8-19) A - 3 at Wisconsin (11-8-19)	P - 29 at Austin Peay (2-9-19) R - 8 vs. SIUE (1-5-19) A - 9 vs. Austin Peay (1-19-19)
11 LOGAN KOCH	P - R - A -	P - 6 at Fontbonne (12-4-18) * (7) R - 4 vs. Belmont (1-13-18) A - 6 vs. Fontbonne (12-19-16)
12 DONDRE DUFFUS	P - 2 at Texas Tech (11-5-19) R - 1 at Texas Tech (11-5-19) A -	P - Same R - Same A - Same
13 SHAWN WILSON	P - R - A -	P - 5 vs. Fontbonne (12-4-18) * (2) R - 4 at Western Illinois (12-8-18) A - 6 vs. Tennessee Tech (2-3-18)
21 BRAXTON SHAW	P - R - A - 1 at Texas Tech (11-5-19)	P - 11 vs. Fontbonne (12-4-18) R - 4 vs. Fontbonne (12-4-18) A - Same
22 JOSIAH WALLACE	P - 5 at Wisconsin (11-8-19) R - 5 at Wisconsin (11-18-19) A - 1 at Wisconsin (11-8-19) * (2)	P - 31 vs. Arkansas State (11-24-18) R - 8 vs. UT Martin (3-6-19) at OVC A - 6 vs. SIUE (1-5-19)
25 DEANG DEANG	P - 9 at Texas Tech (11-5-19) R - 5 at Wisconsin (11-8-19) A - 5 at Texas Tech (11-5-19)	P - Same R - Same A - Same
32 JaQUALIS MATLOCK	P - 3 at Texas Tech (11-5-19) R - 5 at Wisconsin (11-8-19) * (2) A -	P - 14 vs. Fontbonne (12-4-18) R - 11 at SIUE (2-14-19) A - 5 vs. UT Martin (3-6-19) at OVC
35 GEORGE DIXON	P - 13 at Texas Tech (11-5-19) R - 10 at Texas Tech (11-5-19) A - 4 at Wisconsin (11-8-19)	P - Same R - Same A - Same

EASTERN ILLINOIS MEN'S BASKETBALL STATISTICS

RECORD:	OVERALL	HOME	AWAY	NEUTRAL
ALL GAMES	0-2	0-0	0-2	0-0
CONFERENCE	0-0	0-0	0-0	0-0
NON-CONFERENCE	0-2	0-0	0-2	0-0

#	Player	gp-gs	min	avg	Total		3-Point		F-Throw		Rebounds					pts	avg					
					fg-fga	fg%	3fg-fga	3fg%	ft-fta	ft%	off	def	tot	avg	pf			dq	a	to	blk	stl
35	DIXON, George	2-2	58	29.0	10-17	.588	2-2	1.000	2-6	.333	7	11	18	9.0	6	0	6	1	1	2	24	12.0
04	JOHNSON, Marvin	2-2	52	26.0	6-26	.231	2-5	.400	3-4	.750	2	3	5	2.5	4	0	1	6	0	2	17	8.5
02	SKIPPER-BROWN, Jor	2-2	45	22.5	7-11	.636	0-1	.000	2-4	.500	0	2	2	1.0	8	0	0	4	2	3	16	8.0
25	DEANG, DEANG	2-0	50	25.0	5-13	.385	1-3	.333	4-7	.571	1	6	7	3.5	3	0	6	2	0	2	15	7.5
03	SMITH, Mack	2-2	50	25.0	5-14	.357	3-10	.300	0-0	.000	0	6	6	3.0	1	0	0	4	0	1	13	6.5
05	SMITH, Shareef	2-0	36	18.0	4-10	.400	3-7	.429	0-0	.000	0	3	3	1.5	5	0	4	2	0	0	11	5.5
22	WALLACE, Josiah	2-2	52	26.0	3-18	.167	1-5	.200	0-0	.000	0	9	9	4.5	2	0	2	2	1	0	7	3.5
32	MATLOCK, JaQualis	2-0	32	16.0	2-6	.333	1-2	.500	0-0	.000	5	5	10	5.0	8	0	0	2	1	0	5	2.5
01	CHARLES, Kashawn	1-0	2	2.0	1-2	.500	0-0	.000	0-0	.000	0	0	0	0.0	0	0	0	0	0	1	2	2.0
12	DUFFUS, Dondre	2-0	15	7.5	1-2	.500	0-0	.000	0-0	.000	0	1	1	0.5	3	0	0	1	0	0	2	1.0
21	SHAW, Braxton	2-0	8	4.0	0-1	.000	0-0	.000	0-0	.000	0	0	0	0.0	2	0	1	1	0	0	0	0.0
Team											2	2	4					1				
Total.....		2	400		44-120	.367	13-35	.371	11-21	.524	17	48	65	32.5	42	0	20	26	5	11	112	56.0
Opponents.....		2	400		53-113	.469	11-32	.344	33-43	.767	20	62	82	41.0	29	-	22	24	17	13	150	75.0

TEAM STATISTICS	EIU	OPP	Date	Opponent	Score	Att.
SCORING	112	150	11/05/19	at Texas Tech	L 60-85	15098
Points per game	56.0	75.0	11/08/19	at Wisconsin	L 52-65	17106
Scoring margin	-19.0	-	* - Conference game			
FIELD GOALS-ATT	44-120	53-113				
Field goal pct	.367	.469				
3 POINT FG-ATT	13-35	11-32				
3-point FG pct	.371	.344				
3-pt FG made per game	6.5	5.5				
FREE THROWS-ATT	11-21	33-43				
Free throw pct	.524	.767				
F-Throws made per game	5.5	16.5				
REBOUNDS	65	82				
Rebounds per game	32.5	41.0				
Rebounding margin	-8.5	-				
ASSISTS	20	22				
Assists per game	10.0	11.0				
TURNOVERS	26	24				
Turnovers per game	13.0	12.0				
Turnover margin	-1.0	-				
Assist/turnover ratio	0.8	0.9				
STEALS	11	13				
Steals per game	5.5	6.5				
BLOCKS	5	17				
Blocks per game	2.5	8.5				
ATTENDANCE	0	32204				
Home games-Avg/Game	0-0	2-16102				
Neutral site-Avg/Game	-	0-0				

Score by Periods	1st	2nd	Totals
Eastern Illinois	58	54	112
Opponents	80	70	150

EASTERN ILLINOIS GAME-BY-GAME STARTING LINE-UP

<u>Date</u>	<u>Game</u>	<u>Result</u>	<u>G</u>	<u>G</u>	<u>G</u>	<u>F</u>	<u>F</u>	<u>Rec. By</u>	<u>Line-Up</u>
Nov. 5	at Texas Tech	L 60-85	M. Smith	Wallace	Johnson	Dixon	Skipper-Brown	0-1	
Nov. 8	at Wisconsin	L 52-65	M. Smith	Wallace	Johnson	Dixon	Skipper-Brown	0-2	

EASTERN ILLINOIS CAREER DOUBLE-DOUBLES

GEORGE DIXON (1)

13 pts, 10 reb at Texas Tech (Nov. 5, 2019)

MACK SMITH (2)

22 pts, 11 reb vs. UT Martin (Jan. 18, 2018)
14 pts 10 reb vs. Arkansas State (N) (Nov. 24, 2018)

EASTERN ILLINOIS CAREER STATISTICS (RETURNING PLAYERS)

CHARLES, Kashawn

Season	gp-gs	min/avg	Total		3-Point		F-Throws		Rebounds				Scoring							
			fg-fga	pct	fg-fga	pct	ft-fa	pct	off	def	tot	avg	pf	fo	ast	to	blk	stl	pts	avg
2018-19	31-0	324/10.5	54-111	.486	30-66	.455	11-16	.688	4	31	35	1.1	23	0	16	18	1	15	149	4.8
2019-20	1-0	2/2.0	1-2	.500	0-0	.000	0-0	.000	0	0	0	0.0	0	0	0	0	0	1	2	2.0
TOTAL	32-0	326/10.2	55-113	.487	30-66	.455	11-16	.688	4	31	35	1.1	23	0	16	18	1	16	151	4.7

KOCH, Logan

Season	gp-gs	min/avg	Total		3-Point		F-Throws		Rebounds				Scoring							
			fg-fga	pct	fg-fga	pct	ft-fa	pct	off	def	tot	avg	pf	fo	ast	to	blk	stl	pts	avg
2016-17	13-0	65/5.0	3-17	.176	2-10	.200	0-0	.000	0	4	4	0.3	9	0	10	5	0	3	8	0.6
2017-18	13-1	227/17.5	10-35	.286	8-30	.267	2-2	1.000	0	13	13	1.0	21	0	14	11	0	8	30	2.3
2018-19	9-0	69/7.7	4-7	.571	4-7	.571	0-0	.000	0	4	4	0.4	7	0	6	1	0	2	12	1.3
TOTAL	35-1	361/10.3	17-59	.288	14-47	.298	2-2	1.000	0	21	21	0.6	37	0	30	17	0	13	50	1.4

MATLOCK, JaQualis

Season	gp-gs	min/avg	Total		3-Point		F-Throws		Rebounds				Scoring							
			fg-fga	pct	fg-fga	pct	ft-fa	pct	off	def	tot	avg	pf	fo	ast	to	blk	stl	pts	avg
2018-19	31-20	702/22.6	66-155	.426	9-23	.391	21-42	.500	58	91	149	4.8	82	5	42	25	19	25	162	5.2
2019-20	2-0	32/16.0	2-6	.333	1-2	.500	0-0	.000	5	5	10	5.0	8	0	0	2	1	0	5	2.5
TOTAL	33-20	734/22.2	68-161	.422	10-25	.400	21-42	.500	63	96	159	4.8	90	5	42	27	20	25	167	5.1

SHAW, Braxton

Season	gp-gs	min/avg	Total		3-Point		F-Throws		Rebounds				Scoring							
			fg-fga	pct	fg-fga	pct	ft-fa	pct	off	def	tot	avg	pf	fo	ast	to	blk	stl	pts	avg
2018-19	8-0	68/8.5	11-28	.393	1-6	.167	4-6	.667	3	8	11	1.4	11	0	0	8	0	4	27	3.4
2019-20	2-0	8/4.0	0-1	.000	0-0	.000	0-0	.000	0	0	0	0.0	2	0	1	1	0	0	0	0.0
TOTAL	10-0	76/7.6	11-29	.379	1-6	.167	4-6	.667	3	8	11	1.1	13	0	1	9	0	4	27	2.7

SMITH, Mack

Season	gp-gs	min/avg	Total		3-Point		F-Throws		Rebounds				Scoring							
			fg-fga	pct	fg-fga	pct	ft-fa	pct	off	def	tot	avg	pf	fo	ast	to	blk	stl	pts	avg
2017-18	25-20	682/27.3	106-231	.459	54-139	.388	44-59	.746	5	91	96	3.8	55	2	35	41	5	17	310	12.4
2018-19	32-32	970/30.3	137-345	.397	81-219	.370	53-77	.688	16	118	134	4.2	74	1	49	39	7	22	408	12.8
2019-20	2-2	50/25.0	5-14	.357	3-10	.300	0-0	.000	0	6	6	3.0	1	0	0	4	0	1	13	6.5
TOTAL	59-54	1702/28.8	248-590	.420	138-368	.375	97-136	.713	21	215	236	4.0	130	3	84	84	12	40	731	12.4

SMITH, Shareef

Season	gp-gs	min/avg	Total		3-Point		F-Throws		Rebounds				Scoring							
			fg-fga	pct	fg-fga	pct	ft-fa	pct	off	def	tot	avg	pf	fo	ast	to	blk	stl	pts	avg
2018-19	32-32	920/28.8	91-208	.438	26-77	.338	64-91	.703	22	92	114	3.6	73	1	123	80	1	38	272	8.5
2019-20	2-0	36/18.0	4-10	.400	3-7	.429	0-0	.000	0	3	3	1.5	5	0	4	2	0	0	11	5.5
TOTAL	34-32	956/28.1	95-218	.436	29-84	.345	64-91	.703	22	95	117	3.4	78	1	127	82	1	38	283	8.3

WALLACE, Josiah

Season	gp-gs	min/avg	Total		3-Point		F-Throws		Rebounds				Scoring							
			fg-fga	pct	fg-fga	pct	ft-fa	pct	off	def	tot	avg	pf	fo	ast	to	blk	stl	pts	avg
2018-19	32-32	1044/32.6	173-421	.411	61-173	.353	89-111	.802	20	105	125	3.9	48	1	92	80	7	25	496	15.5
2019-20	2-2	52/26.0	3-18	.167	1-5	.200	0-0	.000	0	9	9	4.5	2	0	2	2	1	0	7	3.5
TOTAL	34-34	1096/32.2	176-439	.401	62-178	.348	89-111	.802	20	114	134	3.9	50	1	94	82	8	25	503	14.8

WILSON, Shawn

Season	gp-gs	min/avg	Total		3-Point		F-Throws		Rebounds				Scoring							
			fg-fga	pct	fg-fga	pct	ft-fa	pct	off	def	tot	avg	pf	fo	ast	to	blk	stl	pts	avg
2017-18	10-0	66/6.6	3-6	.500	0-1	.000	1-3	.333	1	1	2	0.2	8	0	9	8	0	2	7	0.7
2018-19	20-0	66/3.3	5-13	.385	1-3	.333	1-4	.250	3	7	10	0.5	8	0	9	5	0	2	12	0.6
TOTAL	30-0	132/4.4	8-19	.421	1-4	.250	2-7	.286	4	8	12	0.4	16	0	18	13	0	4	19	0.6

**Game 1 - November 5, 2019 at Lubbock, Texas (United Supermarkets Arena)
No. 12 Texas Tech 85, Eastern Illinois 60**

Eastern Illinois 60 • 0-1,0-0 OVC

#	Player	Total			3-Ptr			Rebounds			PF	TP	A	TO	Blk	Stl	Min
		FG-FGA	FG-FGA	FT-FTA	Off	Def	Tot	Off	Def	Tot							
02	SKIPPER-BROWN,Jorda	f	4-5	0-0	2-4	0	0	0	4	10	0	2	0	2	0	20	
03	SMITH, Mack	g	3-8	2-6	0-0	0	3	3	0	8	0	2	0	0	0	23	
04	JOHNSON, Marvin	g	1-9	0-1	3-4	0	2	2	3	5	0	3	0	1	23		
22	WALLACE, Josiah	g	1-6	0-2	0-0	0	4	4	1	2	1	2	0	0	26		
35	DIXON, George	g	6-9	1-1	0-0	2	8	10	2	13	2	1	0	0	26		
01	CHARLES, Kashawn	g	1-2	0-0	0-0	0	0	0	0	2	0	0	0	1	2		
05	SMITH, Shareef	g	2-3	2-3	0-0	0	1	1	1	6	1	1	0	0	17		
12	DUFFUS, Dondre	g	1-2	0-0	0-0	0	1	1	2	2	0	0	0	0	11		
21	SHAW, Braxton	g	0-1	0-0	0-0	0	0	0	1	0	1	1	0	0	7		
25	DEANG, DEANG	g	3-7	0-1	3-5	1	1	2	2	9	5	0	0	1	25		
32	MATLOCK, JaQualis	g	1-5	1-2	0-0	2	3	5	4	3	0	2	1	0	20		
	Team					1	1	2			1						
	Totals		23-57	6-16	8-13	6	24	30	20	60	10	15	1	5	200		

FG % 1st Half: 11-27 40.7% 2nd half: 12-30 40.0% Game: 23-57 40.4% Deadball
 3FG % 1st Half: 3-9 33.3% 2nd half: 3-7 42.9% Game: 6-16 37.5% Rebounds
 FT % 1st Half: 6-8 75.0% 2nd half: 2-5 40.0% Game: 8-13 61.5% 1

Texas Tech 85 • 1-0,0-0 Big 12

#	Player	Total			3-Ptr			Rebounds			PF	TP	A	TO	Blk	Stl	Min
		FG-FGA	FG-FGA	FT-FTA	Off	Def	Tot	Off	Def	Tot							
22	TJ Holyfield	f	7-8	1-1	0-1	1	5	6	1	15	0	2	2	1	23		
00	Kyler Edwards	g	2-7	0-1	2-2	0	7	7	2	6	3	2	2	0	25		
01	Terrence Shannon, J	g	2-5	0-1	7-8	0	3	3	2	11	0	3	0	0	24		
03	Jahmi'us Ramsey	g	8-15	3-4	0-0	1	3	4	2	19	2	0	1	3	30		
25	Davide Moretti	g	4-6	3-4	2-2	0	3	3	2	13	2	0	0	1	24		
02	Clarence Nadolny	g	2-3	0-0	2-3	0	1	1	2	6	2	0	0	0	14		
12	Andrei Savrasov	g	0-2	0-2	0-0	0	1	1	0	0	0	0	0	0	7		
15	Kevin McCullar	g	2-4	0-0	0-1	0	1	1	3	4	2	4	0	2	14		
24	Avery Benson	g	1-1	1-1	0-0	0	1	1	1	3	0	0	0	0	7		
44	Chris Clarke	g	1-3	0-0	0-1	1	2	3	0	2	3	2	0	0	19		
54	Russel Tchewa	g	3-4	0-0	0-1	1	2	3	1	6	1	0	0	0	13		
	Team					4	3	7									
	Totals		32-58	8-14	13-19	8	32	40	16	85	15	13	5	7	200		

FG % 1st Half: 17-31 54.8% 2nd half: 15-27 55.6% Game: 32-58 55.2% Deadball
 3FG % 1st Half: 5-9 55.6% 2nd half: 3-5 60.0% Game: 8-14 57.1% Rebounds
 FT % 1st Half: 7-11 63.6% 2nd half: 6-8 75.0% Game: 13-19 68.4% 0

Officials: Chance Moore,Kelly Self,Gerry Pollard
 Technical fouls: Eastern Illinois-None. Texas Tech-None.
 Attendance: 15098
 2019-20 Men's Basketball. Round: 0. Eastern Ill. vs Texas Tech. Played at Unit

Score by periods	1st	2nd	Total	Points	In	Off	2nd	Fast	Bench
Eastern Illinois	31	29	60	EIU	28	10	6	6	22
Texas Tech	46	39	85	TTU	40	19	11	17	21

Last FG - EIU 2nd-00:14, TTU 2nd-01:42. Score tied - 0 times.
 Largest lead - EIU None, TTU by 32 2nd-05:48. Lead changed - 0 times.
 EIU led for 00:00. TTU led for 39:37. Game was tied for 00:23.

**Game 2 - November 8, 2019 at Madison, Wisconsin (Kohl Center)
Wisconsin 65, Eastern Illinois 52**

Eastern Illinois 52 • 0-2,0-0 OVC

#	Player	Total			3-Ptr			Rebounds			PF	TP	A	TO	Blk	Stl	Min
		FG-FGA	FG-FGA	FT-FTA	Off	Def	Tot	Off	Def	Tot							
02	SKIPPER-BROWN,Jorda	f	3-6	0-1	0-0	0	2	2	4	6	0	2	2	1	25		
03	SMITH, Mack	g	2-6	1-4	0-0	0	3	3	1	5	0	2	0	1	27		
04	JOHNSON, Marvin	g	5-17	2-4	0-0	2	1	3	1	12	1	3	0	1	29		
22	WALLACE, Josiah	g	2-12	1-3	0-0	0	5	5	1	5	1	0	1	0	26		
35	DIXON, George	g	4-8	1-1	2-6	5	3	8	4	11	4	0	1	2	32		
05	SMITH, Shareef	g	2-7	1-4	0-0	0	2	2	4	5	3	1	0	0	19		
12	DUFFUS, Dondre	g	0-0	0-0	0-0	0	0	0	0	0	1	0	0	0	4		
21	SHAW, Braxton	g	0-0	0-0	0-0	0	0	0	1	0	0	0	0	0	1		
25	DEANG, DEANG	g	2-6	1-2	1-2	0	5	5	1	6	1	2	0	1	25		
32	MATLOCK, JaQualis	g	1-1	0-0	0-0	3	2	5	4	2	0	0	0	0	12		
	Team					1	1	2									
	Totals		21-63	7-19	3-8	11	24	35	22	52	10	11	4	6	200		

FG % 1st Half: 10-29 34.5% 2nd half: 11-34 32.4% Game: 21-63 33.3% Deadball
 3FG % 1st Half: 4-9 44.4% 2nd half: 3-10 30.0% Game: 7-19 36.8% Rebounds
 FT % 1st Half: 3-6 50.0% 2nd half: 0-2 0.0% Game: 3-8 37.5% 3

Wisconsin 65 • 1-1,0-0 Big Ten

#	Player	Total			3-Ptr			Rebounds			PF	TP	A	TO	Blk	Stl	Min
		FG-FGA	FG-FGA	FT-FTA	Off	Def	Tot	Off	Def	Tot							
02	Aleem Ford	f	4-10	1-5	2-3	0	4	4	5	11	0	1	0	1	17		
35	Nate Reuvers	f	4-8	1-2	5-5	3	11	14	2	14	0	3	9	0	33		
00	D'Mitrik Trice	g	2-6	0-1	0-0	1	3	4	1	4	1	2	0	1	27		
23	Kobe King	g	5-12	0-1	8-10	3	3	6	0	18	0	0	1	3	37		
34	Brad Davison	g	3-6	0-2	2-2	2	1	3	1	8	4	2	0	1	30		
01	Brevin Pritzl	g	3-9	1-6	2-2	2	5	7	3	9	0	2	1	0	26		
05	Tyler Wahl	g	0-1	0-1	0-0	0	0	0	1	0	0	1	1	0	10		
12	Trevor Anderson	g	0-2	0-0	1-2	1	2	3	0	1	2	0	0	0	14		
15	Courtland Cuevas	g	0-0	0-0	0-0	0	0	0	0	0	0	0	0	0	1		
20	Samad Qawi	g	0-0	0-0	0-0	0	0	0	0	0	0	0	0	0	1		
31	Michael Ballard	g	0-0	0-0	0-0	0	0	0	0	0	0	0	0	0	1		
32	Joe Hedstrom	g	0-1	0-0	0-0	0	0	0	0	0	0	0	0	0	3		
	Team					0	1	1									
	Totals		21-55	3-18	20-24	12	30	42	13	65	7	11	12	6	200		

FG % 1st Half: 12-27 44.4% 2nd half: 9-28 32.1% Game: 21-55 38.2% Deadball
 3FG % 1st Half: 2-8 25.0% 2nd half: 1-10 10.0% Game: 3-18 16.7% Rebounds
 FT % 1st Half: 8-8 100.0 2nd half: 12-16 75.0% Game: 20-24 83.3% 2,3

Officials: Lewis Garrison,Steve McJunkins,Don Daily
 Technical fouls: Eastern Illinois-None. Wisconsin-None.
 Attendance: 17106
 2019-20 Men's Basketball. Round: 0. Eastern Ill. vs Wisconsin. Played at Kohl

Score by periods	1st	2nd	Total	Points	In	Off	2nd	Fast	Bench
Eastern Illinois	27	25	52	EIU	20	15	16	7	13
Wisconsin	34	31	65	WISC	28	17	13	3	10

Last FG - EIU 2nd-00:11, WISC 2nd-00:24. Score tied - 1 time.
 Largest lead - EIU by 1 1st-15:31, WISC by 18 2nd-04:01. Lead changed - 2 times.
 EIU led for 01:56. WISC led for 35:31. Game was tied for 02:33.



Jay Spoonhour
Head Coach (8th year)
Pittsburg State, 1994



Rand Chappell
Assistant Coach (7th year)
Missouri State, 1985



Justin Brown
Assistant Coach (2nd Year)
Southwest Baptist, 2009



Matt Bringman
Assistant Coach (1st Year)
Palm Beach Atlantic, 2008



1 - Kashawn Charles
G / 6-1 / 185 / Jr
Wyandanch, NY
Labatte CC



2 - Jordan Skipper-Brown
F / 6-6 / 230 / Jr
Little Rock, Ark.
McLennan JC



3 - Mack Smith
G / 6-2 / 185 / Jr
Indianapolis, Ind.
Warren Central HS



4 - Marvin Johnson
G / 6-6 / 190 / Jr
Ardmore, Okla.
Coffeyville CC



5 - Shareef Smith
G / 5-10 / 180 / Sr
Madison, Wis.
Highland (IL) CC



11 - Logan Koch
G / 6-1 / 200 / Sr
Shawnee, Kan.
Mill Valley HS



12 - Dondre Duffus
G / 6-2 / 185 / Gr
Palm Beach, Fla.
Bethune-Cookman Univ.



13 - Shawn Wilson
G / 5-11 / 165 / Sr
Harvey, Ill.
Thornton HS



21 - Braxton Shaw
F / 6-7 / 210 / Sr
Fontana, Calif.
Odessa CC



23 - Josiah Wallace
G / 6-4 / 185 / Jr
Marshall, Ill.
Olney Central College



25 - Deang Deang
G / 6-4 / 185 / Jr
Madison, Wis.
Highland (IL) CC



32 - JaQualis Matlock
F / 6-5 / 225 / Sr
Hopkinsville, Ky.
Moberly JC



35 - George Dixon
F / 6-5 / 230 / Jr
Milwaukee, Wis.
Vincennes University

