



EASTERN ILLINOIS

EASTERN ILLINOIS PANTHER FOOTBALL

Contact: Rich Moser • rlmoser@eiu.edu • (217) 581-7480 • www.EIUPanthers.com • @EIU_Panthers

GAME 5



COACHES:

Adam Cushing (Univ. of Chicago, 2002)
 EIU Record..... 0-4 (1st)
 OVC Record..... 1st Year
 vs. Tennessee Tech 0-0

Dewayne Alexander (Tennessee Tech, 1989)
 TTU Record 4-11 (2)
 OVC Record..... 1-7 (2)
 Overall Record 45-44 (10)
 vs. Eastern Illinois 0-1

SERIES

26th meeting, EIU leads 19-6
Last: EIU 52, @ TTU 38 on Sept. 29, 2018

RANKINGS

Eastern Illinois / ---
 Tennessee Tech / RV
 *STATS Media/AFCA Coaches*

RADIO

Panther Radio Network
 Hit Mix 88.9 FM, WSVZ 98.3 FM,
 WHOW 1520 AM & WMKR 94.3 FM
www.network1sports.com/station/wsvz
www.weiui.net/hitmix/
 Play-by-Play Mike Bradd
 Analyst Jack Ashmore

TELEVISION

ESPN+
 Play-by-Play Kevin Ingram
 Analyst Bob Belvin

FOLLOW-US

Live Stats..... eiupanthers.com
 Live Video ESPN3
 Facebook /EIUPanthers
 Twitter @EIU_Panthers
 Instagram..... eiupanthernation
 FB Twitter @EIUPantherFB

#RunWithUs

EIU Hosts Tennessee Tech To Open OVC Play

Eastern Illinois vs. Tennessee Tech
 O'Brien Field (10,000) • Charleston, Ill.
 Sept. 28, 2019 • 4 p.m. • TV: ESPN3

NOTES TO KNOW

- Eastern Illinois opens the Ohio Valley Conference season this Saturday hosting Tennessee Tech. EIU is off to an 0-4 start on the season following a 16-6 loss at Indiana State on Saturday. Tennessee Tech is off to its best start since the 2011 season as the Golden Eagles beat Western Illinois last week to improve to 3-1 on the year.

- This will be the 24th season of play in the Ohio Valley Conference for Eastern Illinois. The Panthers hold an 18-5 all-time record in OVC openers. EIU had its streak of six straight OVC opening wins snapped last season by Tennessee State. EIU is 3-1 against Tennessee Tech in OVC openers with the last meeting between the two schools to open the OVC season coming in 2011 a 30-21 win by Tennessee Tech in Charleston.

- Eastern Illinois had three players finish with double figure tackles against Indiana State last Saturday as the Panthers were active on defense. Austin Johnson led the way with a career high 13 tackles including three tackles for loss. Dytarious Johnson and Antonio Crosby both added ten tackles.

- Eastern Illinois added two turnovers gained to its season total on Saturday at Indiana State as freshman corner JJ Ross picked off a pass in the first quarter. Later in the game freshman Anthony Shockey forced a fumble that was recovered by Terrell Greer. EIU's defense has three interceptions this season which ranks 39th in the FCS and first in the OVC.

THE SERIES

- Eastern Illinois and Tennessee Tech will be meeting for the 26th time as the two schools open the Ohio Valley Conference schedule against each other. EIU holds a 19-6 all-time series lead including seven straight wins in the series. Tennessee Tech's last win in the series was in 2011. EIU won 52-38 last season in Cookeville after winning the previous two meetings by less than a touchdown (24-23 in 2017 & 30-24 in 2016).

Eastern Illinois (0-4, 0-0 OVC)

Date	Opponent	Score/Time
Aug. 29	at Chattanoogaoga	L 10-24
Sept. 7	at Indiana	L 0-52
Sept. 14	ILLINOIS STATE	L 3-21
Sept. 21	at Indiana State	L 6-16
Sept. 28	• TENNESSEE TECH	4 pm
Oct. 5	• at Murray State	1 pm
Oct. 12	• JACKSONVILLE STATE	12 pm
Oct. 19	• at UT Martin	2 pm
Oct. 26	• EASTERN KENTUCKY	2 pm
Nov. 9	• at Tennessee State	2 pm
Nov. 16	• SOUTHEAST MISSOURI	12 pm
Nov. 23	• at Austin Peay	2 pm

• Ohio Valley Conference Game
 All Times Central

Tennessee Tech (3-1, 0-0 OVC)

Date	Opponent	Score/Time
Aug. 31	SAMFORD	W 59-58 (ot)
Sept. 7	at Miami (Ohio)	L 17-48
Sept. 14	VIRGINIA WISE	W 31-14
Sept. 21	at Western Illinois	W 38-24
Sept. 28	• at Eastern Illinois	4 pm
Oct. 5	• at Southeast Missouri	6 pm
Oct. 12	• UT MARTIN	6 pm
Oct. 26	• AUSTIN PEAY	1:30 pm
Nov. 2	• at Murray State	1 pm
Nov. 9	• JACKSONVILLE STATE	1:30 pm
Nov. 16	• at Eastern Kentucky	1 pm
Nov. 23	• TENNESSEE STATE	1:30 pm

• Ohio Valley Conference Games
 All Times Central

2019 STATS FCS MEDIA -- (Week 4)

Rk.	Team	2019 Record
1.	North Dakota State (153)	4-0
2.	James Madison (4)	3-1
3.	South Dakota State	3-1
4.	UC Davis	3-1
5.	Weber State	1-2
6.	Kennesaw State	3-1
7.	Montana State	3-1
8.	Villanova	4-0
9.	Northern Iowa	2-1
10.	Towson	3-1
11.	Jacksonville State	3-1
T12.	Maine	2-2
T12.	Nicholls State	2-1
14.	Illinois State	3-1
15.	Central Arkansas	3-1
16.	Furman	2-2
17.	North Carolina A&T	2-1
18.	Montana	3-1
19.	Southeastern Louisiana	2-1
20.	Delaware	3-1
21.	Eastern Washington	1-3
22.	Youngstown State	3-0
23.	Southeast Missouri	2-2
24.	Elon	2-2
25.	The Citadel	2-2

2019 AFCA FCS COACHES -- (Week 4)

Rk.	Team	2019 Record
1.	North Dakota State (26)	4-0
2.	James Madison	3-1
3.	South Dakota State	3-1
4.	Kennesaw State	3-1
5.	UC Davis	2-2
6.	Weber State	1-2
7.	Northern Iowa	2-1
8.	Illinois State	3-1
9.	Nicholls State	2-1
10.	Towson	3-1
11.	Montana State	3-1
12.	Jacksonville State	3-1
13.	Villanova	4-0
14.	Central Arkansas	3-1
15.	Furman	2-2
16.	Maine	2-2
17.	Montana	3-1
18.	North Carolina A&T	2-1
19.	Delaware	3-1
20.	Youngstown State	3-0
21.	Eastern Washington	1-3
22.	Southeastern Louisiana	2-1
23.	Princeton	1-0
24.	Elon	2-2
25.	North Dakota State	2-1

• Eastern Illinois scored its second touchdown of the season Saturday at Indiana State with Harry Woodbery scrambling in on a fourth and four play to score the touchdown. The Panthers other touchdown this season also came on a fourth and four play in the season opener at Chattanooga when Johnathan Brantley connected with Nick Stricker for a touchdown pass.

• Eastern Illinois passing game was limited to 79 yards passing on Saturday against Indiana State. It marked the third straight game that EIU has passed for less than 100 yards in a game. For the season EIU is averaging 115.5 yards per game to rank 117th in the FCS. The last time EIU had three straight games with less than 100 yards passing was the final three regular season games of the 2015 season.

• Eastern Illinois punter Stone Galloway is currently averaging 43.4 yards per punt this season after moving into the role during the game against Illinois State. The freshman's average would lead the OVC but Galloway currently has not played in enough games this season to qualify for the league leaders category. Three of this nine punts this season have gone 50+ yards.

• Running back Jaelin Benefield was the Panthers top pass receiver on Saturday against Indiana State marking the second straight game that Benefield was the Panthers top pass receiving target. This season the freshman has caught a team high 14 passes for 79 yards. He ranks ninth in the OVC in receptions. The last time a running back led the Panthers in receptions for a season was 2016 when Devin Church caught 41 passes.

• Eastern Illinois has played two quarterbacks during all four games this season with Johnathan Brantley getting the start in all four contests. For the season Brantley has passed for 263 yards and one touchdown while throwing one interception. Woodbery has passed for 199 yards with no touchdowns and three interceptions on the season.

• Eastern Illinois red zone defense was up to the task on Saturday at Indiana State as the Panthers allowed the Sycamores three scores on five red zone possessions. Four of those red zone drives followed EIU turnovers. All three scores were field goals by Indiana State. On the season EIU ranks 32nd in the FCS in red zone defense and third in the OVC.

• After going the first two games of the season without a sack, EIU had one for the second straight game as Kylan Cole recorded a sack at Indiana State. EIU now has three team sacks on the season with Cole and Dytarious Johnson the team leaders with one each. Terrell Greer and Charlie Brooks combined for the other EIU sack against Illinois State.

• Eastern Illinois has been one of the least penalized teams in the FCS this season as the Panthers have committed only 18 penalties for 153 yards. The team ranks 16th in the FCS in fewest penalties per game (4.5) and 19th in fewest penalty yards per game (38.2). The Panthers lead the OVC in both categories.

2019 OVC Standings

Team	OVC	Pct.	All	Pct.
Jacksonville State	0-0	.000	3-1	.750
Tennessee Tech	0-0	.000	3-1	.750
Austin Peay	0-0	.000	2-2	.500
Eastern Kentucky	0-0	.000	2-2	.500
Murray State	0-0	.000	2-2	.500
Southeast Missouri	0-0	.000	2-2	.500
Tennessee State	0-0	.000	1-3	.250
UT Martin	0-0	.000	1-3	.250
Eastern Illinois	0-0	.000	0-4	.000

This Week In OVC Football

Saturday, September 28

Jacksonville State at Austin Peay	2 pm
Tennessee Tech at Eastern Illinois	4 pm
Tennessee State at Eastern Kentucky	5 pm
Murray State at UT Martin	6 pm

Eastern Illinois 2019 Captains

Eastern Illinois voted on team captains for the 2019 season with Jaylon Banks, Joe Caputo, Terrell Greer, Austin Johnson and James Sheehan being elected.

OVC Predicted Order Of Finish

1. Jacksonville State (14)	126
2. Southeast Missouri (4)	115
3. Eastern Kentucky	98
4. Austin Peay	70
5. Murray State	61
Tennessee State	61
7. UT Martin	60
8. Eastern Illinois	35
9. Tennessee Tech	22

(first place votes in parenthesis)

Eastern Illinois Players On All-OVC Preseason Team

Terrell Greer - Defensive Line

2019 OVC Players of the Week

- Eastern Illinois list of the walking wounded continued to grow in the game Indiana State as starters James Sheehan, Joe Caputo, Ben Solomon and Elkhanan Tanelus all missed the game due to injuries. This season EIU has now racked up 11 missed games by starters due to injury.

- Eastern Illinois will be playing its annual Athletics Hall of Fame Game against Tennessee Tech with four former athletes set to be honored at halftime. Among the group will be record setting football players Jimmy Garoppolo and Erik Lora along with former pole vaulters Jade Riebold and Mick Viken. All four athletes were All-American selections and each was the OVC Athlete of the Year for their respective sport.

- Graduate transfer Chris Walker rushed for a team high 49 yards on Saturday against Indiana State. It marked the third time this season that the Panthers leading rusher in a game finished with 49 yards. Jaelin Benefield had 49 yards in the opener at Chattanooga while Johnathan Brantley had 49 yards against Illinois State. The last time EIU had four or more games without a 100 yard rusher was during the end of the 2010 season (7 games) and beginning of the 2011 season (8 games) when EIU went 15 straight games without an individual over the century mark.

- Senior defensive tackle Terrell Greer came up with a fumble recovery last Saturday in the game at Indiana State. It was the second career fumble recovery of his career after making one last season against UT Martin. Greer was a preseason All-OVC selection and has 16 tackles this season with 2.5 tackles for loss.

- Dytarious Johnson had his second straight big tackle day as the junior finished with ten tackles at Indiana State. Johnson had made nine tackles with three tackles for loss the previous week against Illinois State. He now leads the Panthers with 22 tackles and four tackles for loss.

- Sean Williams made the most of his first career start on Saturday at Indiana State as the junior linebacker finished with nine tackles. Williams had played primarily on special teams and in a reserve role during his first two years on the roster entering the season with nine career tackles. This season Williams has 13 tackles with 1.5 tackles for loss.

- Eastern Illinois has had three different starting combinations in its offensive line through the opening four games of the season. The only constant starters in all three games have been freshmen Anthony Sottosanto at right guard and Chad Strickland at left tackle. EIU has started two centers this season with Ben Soloman and Cole Hoover both getting the nod.

- Eastern Illinois offense snapped a 12-quarter streak without a touchdown in the third quarter at Indiana State. EIU has now scored two touchdowns in four games. The last time EIU had a four game stretch with two or fewer touchdowns was in 1966 when EIU opened the first four games with ten points. The Panthers would score 27 points in their fifth game of the year.

EIU HEAD COACH ADAM CUSHING

Adam Cushing was hired as the 25th head coach in Eastern Illinois football history on Dec. 9, 2018. A Chicago native, Cushing made an immediate impact on the recruiting trail as the Panthers brought in more than 40 new players this season with a majority from the state of Illinois. Cushing came to EIU following a 15-year stint as an assistant coach at Northwestern where he coached the offensive line since 2009. He played collegiate football at the University of Chicago graduating in 2002. Complete Coach Adam Cushing bio available on page 6 of EIU game notes...

TENNESSEE TECH HEAD COACH DEWAYNE ALEXANDER

Dewayne Alexander is in his second season as the head coach at Tennessee Tech. Alexander played football at TTU and earned his degree from the school in 1989. He later served three different stints as an assistant coach for the program, most recently under head coach Watson Brown. He returned to Cookeville after working the 2017 season as the offensive line coach at East Tennessee State. He was a head coach at NAIA member Cumberland University from 2006-13 posting a 41-33 record. Last season Tennessee Tech posted a 1-10 record including a 1-7 record in the OVC. This year their 3-1 start to the campaign is best start for a TTU football program since 2011.

SCOUTING TENNESSEE TECH

Tennessee Tech is off to its best start since the 2011 season as the Golden Eagles beat Western Illinois last week to move to 3-1 on the year. TTU is led by sophomore quarterback Bailey Fisher who has passed for 979 yards and four touchdowns. His top target is freshman Metrius Fleming with 14 catches for 263 yards. On the ground Andrew Goldsmith has rushed for 212 yards. The defense is led by Aderick Moore with 29 tackles as the TTU defense has forced eight turnovers this season.

ON THIS DATE IN EIU HISTORY

Sept. 28, 2002 - The Panthers only needed three quarters of work from quarterback Tony Romo as they easily beat Illinois State 45-10. Romo was 16-of-21 for 278 yards and three touchdowns as he exited in the third quarter with the Panthers comfortably in front 45-3. The defensive unit limited the Redbirds to just 34 yards rushing as they posted 12 tackles for loss, three interceptions and 10 pass break-ups. The secondary was anchored by George Love and Chad Cleveland.

PREVIOUS SEPTEMBER 28 EASTERN ILLINOIS CONTESTS

Eastern Illinois football will be playing a game on September 28 for the tenth time in program history. The Panthers are 4-5 in their prior Sept. 28 contests.

Sept. 28, 2013	W 42-7 vs. Eastern Kentucky
Sept. 28, 2002	W 45-10 vs. Illinois State
Sept. 28, 1996	W 38-0 at UT Martin
Sept. 28, 1985	L 13-42 at Southern Illinois
Sept. 28, 1968	L 0-6 vs. Fairmont State
Sept. 28, 1963	L 14-28 vs. Central State (Ohio)
Sept. 28, 1957	L 0-41 vs. Southeast Missouri
Sept. 28, 1946	L 12-19 vs. Butler
Sept. 28, 1912	W 44-0 vs. Danville High School

TALE OF THE TAPE



Points Per Game.....	4.8.....	36.2
Average Points Allowed.....	28.2.....	36
First Downs.....	53.....	94
Rushing Yards Per Game.....	105.2.....	169
Rushing Touchdowns.....	1.....	6
Passing Yards Per Game.....	115.5.....	281.8
Passing Touchdowns.....	1.....	6
Average Yards Per Game.....	220.8.....	450.8
Interceptions Thrown.....	4.....	6
Fumbles - Lost.....	8-3.....	7-4
Turnovers Gained.....	4.....	8
Punting Average.....	35.3.....	36.1
Field Goals (ATT/MADE).....	2-of-3.....	5-of-5
3rd Down Conversions.....	14-of-65 (22%).....	21-of-54 (39%)
4th Down Conversions.....	7-of-14 (50%).....	8-of-11 (73%)
Sacks By (Yards).....	3 (14).....	11 (56)
Penalties (Yards).....	18 (153).....	24 (223)
Time of Possession (Game).....	28:15.....	32:02

Statistical Leaders

RUSHING YARDS

EASTERN ILLINOIS	TENNESSEE TECH
Jaelin Benefield.....107	Andrew Goldsmith.....212
Johnathan Brantley.....98	David Gist.....164

PASSING YARDS

EASTERN ILLINOIS	TENNESSEE TECH
Johnathan Brantley.....263	Bailey Fisher.....979
Harry Woodbery.....199	Luke Ward.....83

RECEPTIONS (Yards)

EASTERN ILLINOIS	TENNESSEE TECH
Jaelin Benefield.....14 (79)	Metrius Fleming.....14 (263)
Robbie Lofton.....10 (85)	Austin Hicks.....14 (193)
Xander Richards.....8 (91)	Darrius Stafford.....13 (230)

TACKLES

EASTERN ILLINOIS	TENNESSEE TECH
Dytarious Johnson.....22	Aderick Moore.....29
Joe Caputo.....22	Shannon Fayne.....25
Antonio Crosby.....21	Seth Carlisle.....25
Austin Johnson.....18	Jack Warwick.....19
Raymond Crittenden.....18	Josh Reliford.....17

TACKLES FOR LOSS / SACKS

EASTERN ILLINOIS	TENNESSEE TECH
Dytarious Johnson.....4.....1	Henry Karimu.....3.....2.5
Austin Johnson.....3.....0	Chris Tucker.....2.5.....0.5
Terrell Greer.....2.5.....0.5	Christian Cantrell.....2.....2

**Eastern Illinois In The
OVC/NCAA Stats
2019**

TEAM	NCAA	OVC
.....
Rushing Offense	92nd	8th
Passing Offense	117th	9th
Passing Efficiency	123rd	9th
Total Offense	122nd	9th
Scoring Offense	124th	9th
Rushing Defense	55th	5th
Pass Defense	66th	4th
Pass Efficiency Def.	98th	8th
Total Defense	48th	5th
Scoring Defense	57th	4th
Net Punting	66th	6th
Punt Returns	124th	9th
Kickoff Returns	107th	9th
Turnover Margin	92nd	9th
Turnovers Gained	70th	6th
Sacks	104th	8th
Tackles For Loss	53rd	5th
Sacks Allowed	119th	9th
3rd Down Conversion	123rd	9th
4th Down Conversion	44th	4th
3rd Down Defense	95th	5th
Red Zone Offense	116th	8th
Red Zone Defense	32nd	3rd
Time of Possession	102nd	8th

INDIVIDUAL (Top 50)

.....	NCAA	OVC
Terrell Greer	22nd	3rd

SHUT OUT STREAK ENDS

Eastern Illinois had a 139 game streak of not being shut out in a game end Sept. 12, 2015 at Northwestern during 41-0 loss. The last time EIU had been shut out was Oct. 11, 2003 during a 41-0 loss versus Eastern Kentucky. In the 2015 season opener EIU had its streak of consecutive games scoring a touchdown end at 65 after the Panthers were held out of the end zone. The last time EIU had failed to score a touchdown was October 10, 2009 at Penn State. EIU's longest streak of consecutive games without being shutout was 197 from 1977-1997 which ranks fourth all-time among FCS schools.

Longest EIU Streaks

197 (1997-97) ended 8/28/97 at Western Illinois
139 (2003-15) ended 9/12/15 at Northwestern

OVC SUCCESS

Eastern Illinois was the OVC's most successful school in terms of wins during the first decade of the 2000's as the Panthers posted 72 wins during that span. EIU leads the conference with the most post-season appearances since the Panthers joined the league in 1996.

(FCS Playoff Appearances Since 1996)

- 11 - Eastern Illinois
- 8 - Jacksonville State
- 5 - Eastern Kentucky
- 3 - Tennessee State
- 2 - Murray State
- 2 - Southeast Missouri
- 1 - UT Martin
- 1 - Tennessee Tech
- 1 - Western Kentucky

EIU NCAA FBS TRANSFERS

- 11 - Johnathan Brantley (Tulane)
- 84 - Ryan James (Purdue)
- 89 - Eric Rooks (Hawai'i)

ESPN3 OVC GAME OF THE WEEK

Eastern Illinois football has been selected for two OVC Football Game of the Week matchups for the 2019 season...

Sept. 28 EIU vs. Tennessee Tech at 4 pm



NCAA PLAYOFF APPEARANCES

School.....# Appearances (Last)

Montana	24 (2015)
Eastern Kentucky	21 (2014)
Northern Iowa	20 (2018)
Appalachian State*	20 (2012)
Georgia Southern*	19 (2012)
Furman	17 (2017)
EASTERN ILLINOIS	16 (2015)
New Hampshire	16 (2017)
McNeese State	16 (2015)
Delaware	16 (2018)
James Madison.....	15 (2018)

* moved to the FBS level in 2013

FCS Division I Playoffs

- 1982 - Quarterfinals
- 1983 - First Round
- 1986- Quarterfinals
- 1989 - Quarterfinals
- 1995 - First Round
- 1996 - First Round
- 2000 - First Round
- 2001 - First Round
- 2002 - First Round
- 2005 - First Round
- 2006 - First Round
- 2007 - First Round
- 2009 - First Round
- 2012 - First Round
- 2013 - Quarterfinals
- 2015 - First Round



Division II Playoffs

- 1978 (National Champions)
- 1980 (National Runners-up)

**FCS PLAYOFF APPEARANCES
SINCE 2000**

School.....# Appearances (Last)

New Hampshire	14 (2017)
Montana.....	13 (2015)
Northern Iowa	11 (2018)
Appalachian State *	11 (2012)
EASTERN ILLINOIS	10 (2015)
Eastern Washington	10 (2018)
James Madison	10 (2018)

* moved to the FBS level in 2013



ADAM CUSHING

Eastern Illinois
 Head Football Coach
 1st year at Eastern Illinois
 (University of Chicago, 2002)

Eastern Illinois

- Hired as 25th head coach in program history – Dec. 9, 2018

Northwestern

- Coached 15 years on NU Staff, 13 seasons under Coach Pat Fitzgerald
- Team won Big Ten Conference West Division in 2018 (8-1 record)
- Helped coach team to win over Utah in 2018 Holiday Bowl in final game at Northwestern
- Coached Offensive Line for Wildcats since 2009
- Coached Superbacks position in 2008
- Coached Tight Ends & H-Backs in 2005-07
- Served as recruiting coordinator from 2008-10
- Graduate assistant coach in 2004
- Twice named one of Big Ten Top Recruiters by Rivals.com & ESPN.com
- Coached Drake Dunsmore (Freshman All-Big Ten / 7th Round NFL Pick)
- Offensive Line Blocked For Five (5) 1,000 yard rushers
- Offensive Line allowed fewest sacks in Big Ten in 2012
- Coached two selections to the East-West Shrine Game
- Coached Three Academic All-Americans
- Coached Seven All-Big Ten Offensive Line Selections
- Helped coach team to Ten (10) post-season Bowl appearances
- Coached two-time Rimington Award candidate Ben Burkett
- Coached Brandon Vitabile, a finalist for the William V. Campbell Trophy
- Coached offensive line that blocked for NCAA record plays vs. Auburn
 --- 115 offensive plays in 2010 Outback Bowl
 --- helped quarterback Mike Kafka set Outback Bowl record
- Coached offensive line unit that ranked in top four in Big Ten

University of La Verne

- Assistant Coach in 2002 & 2003
- Coached Tight Ends in 2002
- Coached Offensive Line in 2003

Personal

- Played collegiately at University of Chicago
- Three-time All-University Athletic Association Selection (1999-01) at Tight End
- Helped team win two UAA titles in 1998 & 2000
- Finished career with 72 receptions, 10th on University of Chicago all-time list
- Bachelor's Degree from University of Chicago in 2002 (Psychology)
- Master's Degree from University of La Verne in 2004
- Brother Matt Cushing played six years in National Football League (Pittsburgh)
- He and wife Dr. Jaime Cushing, DDS, have three children – Abigail, Dana and Alexander
- Native of Chicago, Illinois (attended Chicago Mt. Carmel HS)

CAREER

Head Coach - Eastern Illinois (2019--)
 Offensive Line Coach - Northwestern (2009-18)
 Superbacks Coach - Northwestern (2008)
 Tight Ends Coach - Northwestern (2005-07)
 Graduate Assistant - Northwestern (2004)
 Offensive Line Coach - La Verne (2003)
 Tight Ends Coach - La Verne (2002)

POST SEASON APPEARANCES

2018 - Holiday Bowl (Northwestern)
 2017 - Music City Bowl (Northwestern)
 2016 - Pinstripe Bowl (Northwestern)
 2015 - Outback Bowl (Northwestern)
 2012 - Gator Bowl (Northwestern)
 2011 - Mieneske Car Care Bowl of Texas (Northwestern)
 2010 - TicketCity Bowl (Northwestern)
 2009 - Outback Bowl (Northwestern)
 2008 - Alamo Bowl (Northwestern)
 2005 - Sun Bowl (Northwestern)

PLAYING CAREER

Played at University of Chicago (1998-01)
 Tight End

1998 - UAA Champions

2000 - UAA Champions

1999-01 - 3-time All-UAA selection at tight end

EDUCATION

Bachelor's - University of Chicago, 2002

Master's - University of La Verne, 2004

FAMILY

Wife: Dr. Jaime Cushing

Children: Abigail, Dana, Alexander





Adam Cushing
Head Coach
(1st year)
Univ. of Chicago, 2002



Chris Bowers
Def. Coordinator
(1st year)
Wittenberg Univ., 1999



John Kuceyeski
Off Cord. / Super Backs
(1st year)
Penn State, 2009



Benny Boyd
Special Teams / Corners
(1st year)
Aurora Univ., 2000



Chris Batti
Quarterbacks
(1st year)
Illinois, 2008



Deonte' Gibson
Defensive Line
(1st year)
Northwestern, 2015



Adam Gristick
Linebackers
(2nd year)
Eastern Illinois, 2015



Dan Hernandez
Offensive Line
(1st year)
Upper Iowa, 2009



Shane Kelly
Assistant Offensive Line
(1st year)
Eastern Illinois, 2012



Mark Philmore II
Wide Receivers
(1st year)
Northwestern, 2006



Neal Renna
Safeties
(1st year)
Heidelberg Univ., 2011



Jesse Walton
Outside Linebackers
(1st year)
Butler, 2000



Omar Young
Running Backs
(1st year)
Savannah State, 2005



Collin Geier
Defensive Quality Control
(1st year)
Missouri, 2019



Sergio Medina Jr
Offensive Quality Control
(1st year)
Eastern Illinois, 2012



Joe Orozco
Dir. of Football Performance
(1st year)
North Central, 2012



Matt Wright
Dir. Football Operations
(3rd year)
Florida State



Jordan Sanders
Quality Control Recruiting
(1st year)
Emporia State, 2014



Clint Bays
Equipment Manager
(12th year)
Eastern Illinois



Jason Heiar
Football Athletic Trainer
(6th year)
Iowa, 2000

EIU LAST TIME IT HAPPENED

Eastern Illinois Football The Last Time It Happened....

Passed for more than 300 yards...

Johnathan Brantley, 328, vs Murray State (Oct. 6, 2018)
Harry Woodbery, 339, at Tennessee Tech (Sept. 29, 2018)

Passed for more than 400 yards...

Johnathan Brantley, 443, vs. Indiana State (Sept. 15, 2018)

Threw four touchdown passes...

Harry Woodbery, 5, at Tennessee Tech (Sept. 29, 2018)
Johnathan Brantley, 4, vs. Indiana State (Sept. 15, 2018)

Rushed for more than 200 yards...

Isaiah Johnson, 236, at Murray State (Oct. 14, 2017)

Rushed for three touchdowns...

Isaiah Johnson, 3, vs. Austin Peay (Nov. 10, 2018)

Rushed for four touchdowns...

J.R. Taylor, 4 vs. Florida Atlantic (Nov. 16, 2002)

Had 12 Receptions...

Adam Drake, 13 at Eastern Kentucky (Oct. 11, 2014)
Erik Lora, 21 vs. Murray State (Sept. 22, 2012) ** OVC & EIU Single Game Record
Erik Lora, 18 vs. Towson (Dec. 13, 2013) ** FCS Playoff Single Game Record

Had 3 touchdown receptions...

Alexander Hollins, 3, at Arkansas (Sept. 1, 2018)
Alexander Hollins, 3, vs. Indiana State (Sept. 15, 2018)

Had 200 yards receiving...

Erik Lora, 269 vs. Murray State (Sept. 22, 2012) ** EIU Single Game Record
Adam Drake, 225 at UT Martin (Nov. 23, 2013)

Returned a punt for a touchdown...

Erik Lora, 1, vs. Tennessee Tech (Nov. 2, 2013) - (80 yards)
Shepard Little, 1, vs. Tennessee Tech (Nov. 2, 2013) - (75 yards)
Shepard Little, 1 at San Diego State (Aug. 31, 2013) - (60 yards)

Returned a kick-off for touchdown...

Matt Reyna, 1, vs. Indiana State (Sept. 15, 2018) - (96 yards)

Returned an interception for touchdown...

Bryce Dewberry, 1, vs. UT Martin (Oct. 20, 2018) - (61 yards)

Returned a fumble for touchdown...

Pono Choy, 1 at Southeast Missouri (Oct. 1, 2016) - (22 yards)

Recorded a safety...

Robert Haynes, 1 at Illinois State (Sept. 13, 2014) - combined with Taylor
Laquesse Taylor, 1 at Illinois State (Sept. 13, 2014) - combined with Haynes
Team at UT Martin (Nov. 14, 2015) - blocked punt out of end zone

Blocked a punt...

Julian Hess vs. Illinois State (Sept. 16, 2017) - returned for touchdown

Returned a blocked punt for touchdown - blocked by...

Mack Weaver, 1 vs. Illinois State (Sept. 16, 2017)... - Julian Hess

Blocked a field goal...

Terrell Greer & Mack Weaver, 1, at Murray State (Oct. 14, 2017)

Returned a blocked field goal for touchdown - blocked by...

Rashad Haynes, 1 vs. Samford (Nov. 17, 2007) - Trevor Frericks

***Returned a point after attempt for 2-point conversion...

Bradley Dewberry at Western Illinois (Sept. 3, 2015) - first in school history

EIU scored a two-point conversion

- (Rush) - J.R. Taylor, 2, at Murray State (Nov. 23, 2002)
- (Pass) - Alexander Hollins from Harry Woodbery, at Southeast Missouri (Nov. 17, 2018)

Won a game on a field goal...

Nick Bruno, 38 yards vs. UT Martin (Oct. 20, 2018) - overtime

Had 15 or more tackles on defense...

Pono Choy, 15, at Miami of Ohio (Sept. 10, 2016)

Had 3 or more sacks on defense...

Kory Lothe, 4 vs. Tennessee Tech (Nov. 8, 2003)

Had 4 or more tackles for loss on defense...

Dytarious Johnson, 5.5 vs. UT Martin (Oct. 20, 2018)

Recovered an onside kick...

Camden Meade, 1, at Southeast Missouri (Nov. 17, 2018)

Offensive Lineman Scored a Touchdown

Scott Taylor 1, at Austin Peay (Oct. 3, 2015) --- picked up fumble for 12-yard TD rush

2019 EASTERN ILLINOIS TOUCHDOWNS

Qtr.....	Play	Opponent
2.....	Nick Stricker 7 pass from Johnathan Brantley	Chattanooga
3.....	Harry Woodbery 4 run	Indiana State

EASTERN ILLINOIS NFL CONNECTION

SAN FRANCISCO 49ers

Jimmy Garoppolo - Quarterback

PHILADELPHIA EAGLES

Kamu Grugier-Hill - Linebacker

NEW ORLEANS SAINTS

Sean Payton - Head Coach

CHICAGO BEARS

Ryan Pace - General Manager

HOUSTON TEXANS

Tim Kelly - Offensive Coordinator

MINNESOTA VIKINGS

Alexander Hollins - Wide Receiver (Practice Squad)



TEAM GAME RECORDS

TOTAL OFFENSE:

739.....vs. Illinois State.....	Sept. 14, 2013
704.....at UT Martin.....	Nov. 23, 2013
683.....vs. Winona State.....	Nov. 1, 1986
676.....vs. Saginaw State.....	Sept. 21, 1985
671.....vs. Austin Peay.....	Sept. 29, 2012
665.....vs. Southeast Missouri.....	Oct. 19, 2013
656.....vs. Illinois-Chicago.....	Sept. 27, 1969
654.....vs. Murray State.....	Nov. 8, 2014
643.....vs. Murray State.....	Oct. 6, 2018
641.....vs. Austin Peay.....	Sept. 24, 2016

RUSHING YARDAGE:

413.....vs. Austin Peay.....	Sept. 20, 2014
413.....vs. Jacksonville State.....	Nov. 16, 2013
398.....vs. St. Joseph.....	Oct. 27, 1973
384.....vs. Grand Valley State.....	Sept. 17, 1983
382.....at UT Martin.....	Nov. 1, 2001
379.....vs. Florida Atlantic.....	Nov. 16, 2002

RUSHING ATTEMPTS:

72.....vs. Western Illinois.....	1976
----------------------------------	------

PASSING YARDAGE:

509.....vs. Austin Peay.....	Sept. 29, 2012
509.....vs. Saginaw Valley.....	Sept. 21, 1985
501.....at UT Martin.....	Nov. 23, 2013
491.....vs. Illinois State.....	Sept. 14, 2013
486.....at Missouri State.....	Oct. 27, 1984
482.....vs. Western Kentucky.....	Nov. 10, 1984

PASSING ATTEMPTS:

62.....vs. Murray State.....	Sept. 22, 2012
61.....at Jacksonville State.....	Oct. 13, 2018
61.....vs. Murray State.....	Oct. 6, 2018
61.....vs. Illinois State.....	Sept. 15, 2012
58.....at Southern Illinois.....	Sept. 7, 2013
.....(4 other games with 58 attempts)	

PASSES COMPLETED:

40.....vs. Murray State.....	Sept. 22, 2012
40.....vs. Saginaw Valley.....	Sept. 21, 1985

TOUCHDOWNS:

12.....vs. Merom Academy.....	1920
10.....at UT Martin.....	Nov. 23, 2013
10.....vs. Kentucky State.....	Nov. 13, 1982

TOUCHDOWN PASSES:

7.....vs. Illinois State.....	Sept. 14, 2013
7.....vs. Southern Illinois.....	2012
6.....at UT Martin.....	Nov. 23, 2013
6.....at Northern Illinois.....	Sept. 21, 2013
.....(3 other games with 6 TD passes)	

MOST EIU POINTS IN A QUARTER:

35.....vs. Jacksonville State.....	Nov. 16, 2013
30.....vs. Kentucky State.....	Nov. 13, 1982
30.....vs. Central State.....	Sept. 26, 1981

MOST POINTS SCORED BY BOTH TEAMS:

105.....at Illinois State.....	Sept. 15, 2012
.....(ISU 54, EIU 51 - 2OT)	
102.....vs. Tennessee State.....	Nov. 2, 2002
.....(EIU 54; TSU 48)	

POINTS

82.....Merom Academy.....	Nov. 18, 1920
73.....Kentucky State.....	Nov. 13, 1982
70.....at UT Martin.....	Nov. 23, 2013
69.....Illinois College.....	1917
65.....Austin Peay.....	Sept. 29, 2012
64.....Winona State.....	Nov. 1, 1986
63.....Austin Peay.....	Sept. 20, 2014
63.....at Austin Peay.....	Oct. 10, 2013
62.....Lock Haven.....	Aug. 31, 1991
60.....at Wayne State.....	Nov. 9, 1968
60.....Oakland City.....	Oct. 17, 1925

EIU LOWEST OFFENSIVE TOTAL:

76.....at Youngstown State.....	Oct. 13, 1973
116.....at Indiana.....	Sept. 7, 2019
117.....Illinois State.....	Sept. 16, 2017
120.....Central Arkansas.....	Sept. 11, 2010
130.....at Central Michigan.....	Oct. 25, 1969
138.....at Northwestern.....	Sept. 12, 2015
138.....Illinois State.....	Nov. 25, 2006
142.....at McNeese State.....	Sept. 11, 1993
142.....at San Jose State.....	Sept. 5, 1987
142.....at Northern Iowa.....	Sept. 6, 1975

EIU FEWEST RUSHING YARDS:

-12.....at Northern Iowa.....	Oct. 7, 1995
-6.....Tennessee Tech.....	Sept. 17, 2011
-5.....UT Martin.....	Oct. 22, 2011
-3.....at San Jose State.....	Sept. 5, 1987
-3.....at Toledo.....	Sept. 22, 1984
1.....Illinois State.....	Oct. 6, 1984

EIU FEWEST PASSING YARDS:

-1.....at Murray State (2-of-6) +.....	Nov. 16, 1974
0.....Southeast Missouri *.....	Oct. 13, 2001
0.....Truman State (0-of-9).....	Sept. 10, 1977
5.....at Central Missouri (2-of-7).....	Oct. 4, 1975
10.....at Truman State (1-of-4).....	Sept. 11, 1976
10.....Fairmont State (1-of-13).....	Sept. 28, 1968
12.....at Indiana State (2-of-11).....	Nov. 18, 1995

* EIU did not attempt a pass in the game
 + EIU completed one pass for 5 yards and one pass for negative 6 yards in the game.

QUARTERBACK SACKS:

12.....vs. Southwest Missouri.....	1986
12.....vs. Kentucky State.....	1982

TURNOVERS:

8.....vs. Youngstown State.....	1981
---------------------------------	------

TURNOVERS CAUSED:

13.....vs. Northern Illinois.....	1940
9.....vs. Northeast Missouri.....	1983
9.....vs. Western Illinois.....	1980

EIU OVERTIME GAMES

DOUBLE OVERTIME

+ Nov. 26, 1983 at Indiana State.....	L 13-16
Nov. 11, 2000 at Illinois State.....	L 41-44
Sept. 15, 2012 at Illinois State.....	L 51-54
Sept. 14, 2013 at Southern Illinois.....	W 40-37
Sept. 30, 2017 at Tennessee State.....	W 19-16
Oct. 14, 2017 at Murray State.....	W 27-24

OVERTIME

+ Nov. 27, 1982 vs. Jackson State.....	W 16-13
Sept. 11, 2004 vs. Indiana State.....	L 30-33
Nov. 6, 2004 at Tennessee Tech.....	L 37-40
Nov. 6, 2010 at Tennessee State.....	W 31-28
Sept. 22, 2012 vs. Murray State.....	W 50-49
Oct. 11, 2014 at Eastern Kentucky.....	L 33-36
Sept. 19, 2015 vs. Illinois State.....	L 31-34
Oct. 17, 2015 at Tennessee State.....	W 25-22
Nov. 4, 2017 vs. Eastern Kentucky.....	W 23-20
Oct. 20, 2018 vs. UT Martin.....	W 24-21

+ 1982 & 1983 games in FCS playoffs

MOST PLAYS IN A GAME:

112.....at UT Martin.....	Nov. 23, 2013
106.....at Illinois State.....	2012
104.....vs. Murray State.....	Nov. 8, 2014

MOST PLAYS IN A GAME BY BOTH TEAMS:

210.....vs. Murray State.....	2012
.....Murray State (110), EIU (100)	

OPPONENTS AGAINST EASTERN ILLINOIS

TOTAL OFFENSE:

675.....Tennessee State.....	Nov. 2, 2002
674.....at Illinois State.....	Oct. 18, 1969
658.....Murray State.....	Oct. 6, 2018
656.....at Marshall.....	Sept. 12, 1992
631.....at Western Michigan.....	Sept. 8, 2012
629.....at San Diego State.....	Oct. 6, 2001
609.....at Northern Illinois.....	Sept. 24, 1994

RUSHING YARDAGE:

490.....at Central Michigan.....	Oct. 23, 1971
472.....Towson.....	Dec. 13, 2013
468.....at Illinois State.....	Oct. 18, 1969
449.....Murray State.....	Oct. 6, 2018
434.....at South Dakota State.....	Nov. 24, 2012
432.....Eastern Michigan.....	Oct. 21, 1972
425.....Southern Illinois.....	Nov. 7, 1987
420.....Central Michigan.....	Oct. 24, 1970
418.....at Northern Illinois.....	Sept. 24, 1994
411.....at Southeast Missouri.....	Oct. 1, 2011

PASSING YARDAGE:

529.....Hawai'i.....	Sept. 30, 2006
473.....Illinois State.....	Sept. 15, 2012
453.....Hawai'i.....	Aug. 31, 2002
452.....Hawai'i.....	Sept. 11, 1999
444.....Idaho.....	Nov. 25, 1989
441.....Indiana.....	Sept. 7, 2019
435.....Tennessee State.....	Nov. 2, 2002
423.....Murray State.....	Sept. 22, 2012
419.....Truman State (NEMO.).....	Sept. 6, 1986

POINTS

74.....Illinois Wesleyan.....	Sept. 30, 1921
63.....at Kansas State.....	Sept. 14, 2002
63.....at Marshall.....	Sept. 12, 1992
61.....at Hawai'i.....	Aug. 31, 2002
61.....Central Michigan.....	Nov. 2, 1957
61.....Millikin.....	Nov. 1, 1941
60.....Central Michigan.....	Oct. 2, 1954

LOWEST OFFENSIVE TOTAL:

-12.....vs. Kentucky State.....	Nov. 13, 1982
47.....Butler.....	Sept. 8, 1979
50.....UT Martin.....	Sept. 25, 1996
61.....California (Pa.).....	Aug. 30, 2003
65.....Central State (Ohio).....	Sept. 26, 1981
66.....Illinois State.....	Nov. 10, 1979

OPPONENT FEWEST RUSHING YARDS:

-67.....Kentucky State.....	Nov. 13, 1982
-23.....Eastern Kentucky.....	Nov. 18, 2000
-1.....Southeast Missouri.....	Nov. 9, 1996
-1.....Southern Illinois.....	Sept. 10, 1983
0.....Northern Michigan.....	Nov. 1, 1980

OPPONENT FEWEST PASSING YARDS:

5.....Central State (OH) (4-of-16).....	Sept. 26, 1981
7.....Youngstown State (1-of-12).....	Dec. 2, 1978
10.....Missouri State.....	Oct. 24, 1992
13.....Northwestern (La.) State.....	Sept. 8, 1990
20.....Butler.....	Sept. 8, 1979
20.....Cameron (Okla.).....	Oct. 15, 1977
22.....Austin Peay.....	Nov. 2, 1996

INDIVIDUAL GAME RECORDS

TOTAL OFFENSE:

Sean Payton..... 507 vs. Saginaw Valley 1985
 Jimmy Garoppolo ... 501 vs. Austin Peay2012
 Sean Payton..... 498 vs. SW Missouri1984
 Jimmy Garoppolo ... 476 at UT Martin2013
 Jimmy Garoppolo ... 469 vs. Illinois State.....2013
Johnathan Brantley .458 vs. Indiana State 2018
 Jimmy Garoppolo ... 442 at Southern Illinois2013
 Sean Payton..... 441 vs. W. Kentucky 1984

RUSHING YARDAGE:

J.R. Taylor 308 vs. Florida Atlantic..... 2002
 Kevin Staple 283 vs. Grand Valley..... 1983
 Nate Anderson 268 vs. St. Joseph 1973
 Nate Anderson 259 vs. SW Missouri 1972
 Shepard Little 245 vs. Jacksonville State2013

RUSHING ATTEMPTS:

Willie High 48 vs. Northern Iowa..... 1993

PASSING YARDAGE:

Sean Payton..... 509 vs. Saginaw Valley 1985
 Sean Payton..... 486 vs. SW Missouri 1984
 Jimmy Garoppolo ... 480 vs. Illinois State.....2013
 Jimmy Garoppolo ... 477 at UT Martin2013
 Sean Payton..... 461 vs. W. Kentucky 1984
 Jimmy Garoppolo ... 453 vs. Austin Peay2012
 Jimmy Garoppolo ... 450 at Northern Illinois.....2013
Johnathan Brantley .443 vs. Indiana State..... 2018

PASSING ATTEMPTS:

Jimmy Garoppolo ... 61 at Illinois State 2012
 Jimmy Garoppolo ... 60 vs. Murray State.....2012
 Tony Romo 58 vs. Hawai'i.....2002
 Sean Payton..... 58 vs. Saginaw Valley 1985
 Sean Payton..... 58 vs. Northern Iowa..... 1984

PASSES COMPLETED:

Sean Payton..... 40 vs. Saginaw Valley 1985
 Jimmy Garoppolo ... 39 vs. Murray State.....2012
 Jimmy Garoppolo ... 38 vs. Towson2013
Johnathan Brantley .37 vs. Indiana State..... 2018
 Jimmy Garoppolo ... 37 at Illinois State2012

RECEIVING (CATCHES):

Erik Lora..... 21 vs. Murray State.....2012
 * OVC Record
 Erik Lora..... 18 vs. Towson2013
 Erik Lora..... 17 at UT Martin2012
 Erik Lora..... 15 vs. SE Missouri2012
 Willie White 15 vs. Illinois State 1971
 Adam Drake 14 at UT Martin2013
 Erik Lora 14 at Northern Illinois.....2013
 Andre Raymond 14 vs. Hawai'i.....2002
 Rob Mehalic 14 vs. Delaware State..... 1981

RECEIVING (YARDS):

Erik Lora..... 269 vs. Murray State.....2012
 Frank Cutolo..... 239 vs. Tennessee St.2001
 Calvin Pierce 238 vs. SW Missouri 1986
 Adam Drake 225 at UT Martin2013
 Chris Wright..... 217 at Tennessee State.....2010
 Frank Cutolo 217 vs. Northern Iowa.....2001
 Erik Lora..... 215 at UT Martin2012
 Ralph Stewart..... 201 vs. S. Illinois 1988

ALL-PURPOSE RUSHING:

Poke Cobb 336 vs. Butler1976
 Andre Raymond 335 vs. Hawai'i.....2002

TOUCHDOWN RECEPTIONS:

Scott McGhee 4 vs. Northern Iowa.....1978
 James Warring 4 vs. Northern Michigan..... 1978

RUSHING YARDS BY A QB:

Jalen Whitlow 142 at UT Martin2015

TOUCHDOWNS:

Steve Turner 6 vs. Mecom Academy..... 1920
 Kevin Staple 5 vs. Kentucky State 1982
 Erik Lora 4 vs. Tennessee Tech2013
 J.R. Taylor 4 vs. Florida Atlantic.....2002
 J.R. Taylor 4 vs. Tennessee-Martin.....2002
 Kevin Staple 4 vs. Grand Valley 1983
 James Warring 4 vs. Northern Michigan.....1978
 Scott McGhee 4 vs. Northern Iowa 1978

TOUCHDOWN PASSES:

Jimmy Garoppolo ... 7 vs. Illinois State.....2013
 Jimmy Garoppolo .. 6 at UT Martin2013
 Jimmy Garoppolo .. 6 at Northern Illinois.....2013
 Tony Romo 6 vs. Murray State.....2000
 Jeff Christensen 6 vs. Kentucky State..... 1982
Others (5 touchdown passes in a game)
 Jimmy Garoppolo (4), Sean Payton (2),
 Tony Romo (1), Steve Turk (1), **Harry Woodbery (1)**

SOLO TACKLES:

Thomas Williams.... 20 vs. St. Joseph 1997
 Nick Ricks 18 vs. E. Kentucky2002
 Chris Nicholson 17 vs. SW Missouri 1983
 Tim Lance..... 17 vs. Northern Iowa..... 1987
 John Noll 15 vs. Northern Iowa..... 1987
 Tim Lance..... 15 vs. W. Kentucky 1990
 Jeff Mills 14 vs. Western Illinois..... 1988
 Jeff Mills 14 vs. SW Missouri 1988

TOTAL TACKLES:

Tim Carver..... 31 vs. Texas-El Paso 1994
 Jeff Mills 29 vs. SW Missouri 1988
 Thomas Williams.... 27 vs. St. Joseph 1997
 Nick Ricks 25 vs. E. Kentucky2002
 Tyrone Covington... 25 vs. Illinois State..... 1984
 John Noll 23 vs. Northern Iowa..... 1988
 Ray Jeske 21 vs. Delaware 1978

TACKLES FOR LOSS:

Trevor Frericks 7.0 vs. Tennessee State2009

QUARTERBACK SACKS:

John Jurkovic 6 vs. SW Missouri 1986
 Pete Catan 6 vs. Southern Illinois..... 1979

PASSES INTERCEPTED:

Bill Glenn 5 vs. Northern Illinois 1940

MOST PASS RECEPTIONS BY A RUNNING BACK:

Devin Church 10 at Northern Iowa2015
 DuWayne Pitts..... 9 vs. SW Missouri 1984

LONGEST TOUCHDOWN PASS:

Tony Romo to 98 vs. E. Kentucky2000
 Will Bumphus

LONGEST TOUCHDOWN RUN:

Jimmy Lera..... 96 at Southeast Missouri 2014
 Poke Cobb 96 vs. Tennessee Tech 1976

LONGEST INTERCEPTION RETURN FOR TD:

Roosevelt Williams. 98 vs. Tennessee St.2001

LONGEST FUMBLE RETURN FOR TD:

Anthony Goodman, 70 vs. Eastern Kentucky2013

LONGEST FIELD GOAL:

Rich Ehmke..... 58 vs. Northern Iowa..... 1986
 Steve Largent..... 53 vs. SW Missouri 1993

LONGEST KICKOFF RETURN:

Chris Watson..... 100 vs. Northern Iowa..... 1995
 Marcus Potts 100 vs. Youngstown St. 1977

LONGEST PUNT:

Bob Babb 100 vs. Illinois State..... 1946
 Kevin Cook..... 86 vs. Southeast Missouri..2010
 (EIU Division I record)

LONGEST PUNT RETURN:

Bob Babb 100 vs. Millikin 1949
 Erik Lora..... 80 vs. Tennessee Tech 2013
 Jermaine Mobley.... 80 vs. Tennessee State 2004
 Frank Cutolo..... 80 at Central Florida 1999

MOST BLOCKED KICKS:

Kourtney Young..... 3 vs. Illinois State2000
 Scott Johnson 3 vs. Western Illinois 1988
 Scott Johnson 3 vs. Western Kentucky 1988

MOST CONSECUTIVE PASSES COMPLETED:

Sean Payton..... 17 vs. Western Kentucky... 1986
 Tony Romo..... 16 vs. Indiana State2001

MOST FIELD GOALS:

Rich Ehmke..... 5 vs. Winona State..... 1986

MOST FUMBLE RECOVERIES:

Tied by many..... 2

MOST INTERCEPTIONS THROWN:

Jeff Thorne 7 vs. McNeese State..... 1993



All eyes are on **Rich Ehmke's (#6)** record-setting 58 yard field goal that gave the No. 8 ranked Panthers a 31-30 victory over No. 11 Northern Iowa on the last play of the game in 1986. Often described as the "most exciting game in EIU history," the Homecoming win in front of 11,000 plus fans propelled the Panthers on to the conference championship that season.

HOW DO YOU SAY THAT - EIU Pronunciation Guide

- 5 NEE-COLA Wadsworth
- 7 ISIAH Gulley
- 9 Jaylin Hayes BEN-uh-field
- 12 MARCUS Ray
- 13 X-ZAY-vur Shugars
- 16 Jo-ELL Barrows
- 20 Marcus BORN-slay-ter
- 22 Courtney Rowell (rhymes with "towel")
- 30 NILE (rhymes with "file") Hill
- 31 Anthony Muh-NAW-vez
- 38 Darius waw-DELL
- 42 Brandon GWEE-doe
- 46 Aw-MEER uh-KWELL
- 54 B. J. OH-Joe (like "mojo")
- 56 Christian Muh-SOOCH-ee
- 58 Anthony Im-PEER-ee-oh
- 59 James you-BOCK-ay
- 65 Nick ROSS-ler
- 66 Drew waw-LEE-guh
- 70 Bryce COAL-sun
- 72 El-Cannon TAN-uh-luss
- 73 Dillon Zer-LAN-is
- 75 McKinley NEV-ull (rhymes with "devil")
- 77 Ivan GLAY-zer
- 79 Anthony So-toh-SAWN-toh
- 82 ZANDER Richards
- 83 Tuh-REEK Phillips
- 88 TRAY-von Brown
- 93 Roh-NELL DAY-oh

EIU 2019 ROSTER BREAKDOWN BY STATE/YEAR

EIU Roster By Home State

Illinois	53
Texas	8
Florida	6
Indiana	6
Arkansas	5
Missouri	5
Oklahoma	4
Alabama	3
Georgia	2
Kentucky	2
Ohio	2
California	1
Connecticut	1
Hawai'i	1
Tennessee	1
Australia	1

EIU Roster By Class

Graduate Students	1
Senior	12
Junior	18
Sophomore	19
Redshirt Freshmen	11
Freshmen	38

MEDIA OPPORTUNITIES & RESOURCES

EASTERN ILLINOIS QUICK FACTS

LOCATION: Charleston, Illinois
FOUNDED: 1895
ENROLLMENT: 7,415
COLORS: Blue & Gray
CONFERENCE: Ohio Valley
STADIUM: O'Brien Field (10,000)
SURFACE: Matrix Turf
PRESIDENT: Dr. David Glassman
ATHLETIC DIRECTOR: Tom Michael

O'BRIEN PRESS BOX PHONE: (217) 581-7770
EIU TICKET OFFICE: (217) 581-2106
EIU SPORTS INFORMATION: (217) 581-7480
EIU WEBSITE: www.EIUpanthers.com


WEEKLY PRESS CONFERENCE: Head coach Adam Cushing and EIU players will be available for media interviews following select practices each game week. Additional interview opportunities may be set through the EIU Media Relations Office.

OVC TELECONFERENCE: Each week during the football season all 9 head coaches in the Ohio Valley Conference will take part in a weekly teleconference on Tuesday mornings. The first teleconference will be Tuesday, August 27. EIU head coach Adam Cushing will speak at 11:03 a.m. (Central) each Tuesday. Media members can obtain the phone number and pass code from the EIU Sports Information office..





LIVE STATS: Live stats for EIU football games can be found via links found on the internet at www.eiupanthers.com

INTERNET RADIO: Live streaming of all EIU football games can be heard at www.weiuhitmix.net

PANTHER RADIO NETWORK: Eastern Illinois football can be heard live on the radio via the Panther Football Radio Network. Games will be broadcast by the "Voice of the Panthers" Mike Bradd with color commentary by Jack Ashmore. Games will be carried on Hit Mix 88.9 FM WEIU in the Charleston/Coles County Market. Network stations include WHOW 1520 AM (Clinton), WMKR 94.3 FM (Taylorville) and WSVZ 98.3 FM (Shelbyville / Effingham).



**MORE SPORTS. MORE LEAGUES.
 MORE TEAMS. MORE FILMS AND SHOWS.
 MORE ESPN.**

 \$4.⁹⁹/mo	 Thousands of Live Events
 Exclusive Original Programming	 No Long-Term Contract

Fans can stream ESPN+ content on the ESPN App on eligible mobile and TV-connected devices and on ESPN.com. For more information, visit ESPNPlus.com.

The ESPN television networks (and certain related digital content) are available as part of a content package from participating distributors. ESPN+ must be purchased separately on a subscription basis. Blackout and other restrictions may apply.

#	NAME	POS	HT	WT	YR	EXP	HOMETOWN (HIGH SCHOOL/JC/LAST)
1	Scotty Gilkey, Jr.	QB	6-4	240	R-Jr	1	Tulsa, Okla. (Edison)
2	Bryce Dewberry	SAF	5-10	210	So	1	McDonough, Ga. (Eagles Landing)
3	Cornelius Page	DB	6-1	165	R-Sr	3	Camden, Ark. (Camden Fairview)
4	Raymond Crittenden	SAF	6-1	205	R-Jr	2	Hallandale, Fla. (Hallandale)
4	Isaiah Hill	WR	5-11	190	R-So	TR	Shorewood, Ill. (Minooka/South Dakota State Univ.)
5	Matt Reyna	WR	5-8	170	Sr	1	Kingwood Park, Texas (Kingwood Park / Navarro JC)
5	Nikola Wadsworth	LB	6-2	220	R-Jr	TR	Darien, Ill. (Oswego East / Idaho State Univ.)
6	Edwyn Brown	DB	6-5	200	R-So	1	Belleville, Ill. (Althoff Catholic)
6	Jonah O'Brien	QB	6-3	200	Fr	HS	Bartlett, Ill. (Bartlett)
7	Iziah Gulley	LB	6-2	210	R-Jr	2	Camden, Ark. (Camden Fairview)
7	Payton Powell	WR	6-0	155	R-Fr	RS	Lake Zurich, Ill. (Lake Zurich)
8	Harry Woodbery	QB	6-2	195	R-Jr	1	The Woodlands, Texas (The Woodlands/Navarro JC)
8	Antonio Crosby	SAF	5-10	195	R-Jr	2	Chicago, Ill. (Simeon)
9	Jaelin Benefield	RB	5-10	160	Fr	HS	Pearland, Texas (Pearland)
11	Johnathan Brantley	QB	6-1	195	Sr	1	Houston, Texas (CE King / Tulane Univ.)
12	Marques Ray	WR	6-0	185	R-Fr	RS	Chicago, Ill. (Simeon)
12	Joel Barrows	LB	6-3	215	Fr	HS	Chicago, Ill. (Brooks Prep)
13	Chris Walker	RB	6-1	210	GR	TR	Lewisburg, Tenn. (Marshall County/Cornell Univ.)
13	Xzavier Shugars	DB	5-10	180	R-Sr	2	Chamblee, Ga. (Chamblee)
14	Jaylon Banks	QB	6-1	190	R-So	SQ	Oswego, Ill. (Oswego East)
15	Will Shumpert	WR	6-6	215	Fr	HS	St. Louis, Mo. (Belleville West)
16	Donovan Perkins	DB	5-10	180	Fr	HS	Winnetka, Ill. (New Trier)
19	Robbie Lofton II	WR	6-3	185	R-Jr	1	Lexington, Ky. (Tates Creek)
20	Marcus Bornslater	SAF	6-3	200	R-So	SQ	Crossett, Ark. (Crossett)
21	Mark Williams	DB	6-0	175	R-Jr	2	Ft. Lauderdale, Fla. (St. Thomas Aquinas)
22	Courtney Rowell	RB	6-2	200	R-So	1	South Bend, Ind. (St. Joseph)
23	JJ Ross	DB	6-2	195	Fr	HS	West Chester, Ohio (Lakota West)
24	Darshon McCullough	RB	5-9	190	Sr	3	Chicago, Ill. (Marist)
25	Charles Shelton IV	DB	5-11	160	R-Fr	RS	Maryland Heights, Mo. (Pattonville)
26	Jordan Jackson	DB	6-0	185	R-Jr	2	Blytheville, Ark. (Blytheville)
27	David Hardwick	RB	6-0	220	Fr	HS	Roselle, Ill. (Lake Park)
28	Skyler Mayes	LB	6-2	235	So	1	Paducah, Ky. (McCracken County)
29	Jonas Filer	DB	5-9	170	R-So	1	Chicago, Ill. (Chicago Mt. Carmel)
30	Nile Hill	DB	5-11	175	Fr	HS	Chicago, Ill. (Marist)
31	Anthony Manaves	SB	6-4	225	Fr	HS	Chicago, Ill. (St. Patrick)
32	Dylan Hughes	DB	5-11	170	Fr	HS	Milford, Ohio (Milford)
33	Austin Johnson	DL	6-3	245	R-So	1	St. Petersburg, Fla. (St. Petersburg)
34	Anthony Buchanan	RB	5-10	195	Fr	HS	Spring Valley, Ill. (Hall)
35	Eric Johnson	RB	5-11	190	Fr	HS	Gary, Ind. (Morton)
36	TJ Davis	DB	5-10	170	Fr	HS	St. Louis, Mo. (Trinity Catholic)
37	Matt Ross	DB	6-0	180	Fr	HS	Lombard, Ill. (Montini Catholic)
38	Darius Waddell	SAF	6-0	170	R-Fr	RS	Sherwood, Ark. (Sylvan)
39	D.J. Perry	WR	5-10	180	R-Sr	RS	Aurora, Ill. (Oswego East / Concordia College Chicago)
40	Jordan Williams	DB	5-9	200	Fr	HS	Oswego, Ill. (Oswego East)
41	Robert Columbus	RB	6-2	205	R-Sr	3	Kirkwood, Mo. (Kirkwood)
42	Brandon Guido	DB	5-9	190	Fr	HS	Naperville, Ill. (Waubonsie Valley)
43	Connor Aldrich	DB	6-0	170	Fr	HS	Rockford, Ill. (Harlem)
44	Nick Stricker	SB	6-2	245	Fr	HS	Lemont, Ill. (Lemont)
45	Joe Caputo	LB	6-2	235	R-Sr	3	Mount Prospect, Ill. (John Hersey)
46	Ameer Aqel	LB	6-2	220	Fr	HS	Orland Hills, Ill. (Andrew)
47	Anthony Shockey	LB	6-1	210	Fr	HS	Lombard, Ill. (Glenbard East)
48	Alex Smith	SB	6-2	225	R-Jr	2	Pompano Beach, Fla. (Blanche Ely)
49	Grant Edwards	LB	6-1	225	Fr	HS	Springfield, Ill. (Sacred Heart Griffin)
50	Sean Williams	LB	6-2	245	R-Jr	2	Chicago, Ill. (Morgan Park)
51	Dytarious Johnson	LB	6-1	270	Jr	2	Prattville, Ala. (Prattville/Alabama Prep)
52	Jason Johnson	LB	6-2	200	Fr	HS	Matteson, Ill. (Rich Central)
53	Stone Galloway	K	5-11	205	Fr	HS	Collinsville, Ill. (Althoff Catholic)
54	BJ Ojo	LB	6-3	215	R-Sr	1	Houston, Texas (Manvel / Riverside City College)
55	Charlie Brooks	DL	6-0	235	Fr	HS	Flossmoor, Ill. (Homewood-Flossmoor)

#	NAME	POS	HT	WT	YR	EXP	HOMETOWN (HIGH SCHOOL/JC)
56	Christiaan Masucci	K/P	5-9	160	Fr	HS	Wildwood, Mo. (Lafayette)
57	Aaron 'Tiger' Woods	DL	6-3	250	R-So	SQ	Chicago, Ill. (Hinsdale South)
58	Anthony Imperio	OL	6-4	275	Fr	HS	Auburn, Ala. (Auburn)
59	James Ubaik	OL	6-4	280	R-Jr	1	Meriden, Conn. (Maloney / ND College of Science)
60	Aaron Miller	OL	6-5	290	R-Jr	1	Kaneohe, Haw. (St. Louis Prep)
61	Ben Solomon	OL	6-2	300	R-So	1	Indianapolis, Ind. (Bishop Chatard)
63	Matt Keys	OL	6-3	260	R-Fr	RS	Chicago, Ill. (Uplift Community)
64	Jerit Medler	OL	6-2	265	Fr	HS	Assumption, Ill. (Central A&M)
65	Nick Roessler	K/P	5-11	220	R-Fr	RS	Rock Island, Ill. (Rock Island)
66	Drew Walega	OL	6-6	300	R-Jr	2	Chicago, Ill. (St. Rita)
67	Chad Strickland	OL	6-5	280	Fr	HS	Salem, Ala. (Smiths Station)
68	Luther Harris	OL	6-6	375	R-Jr	2	Oklahoma City, Okla. (Heritage Hall)
69	Stephen Elmore	LS	6-0	240	So	1	Belleville, Ill. (Belleville East)
70	Bryce Coulson	LS	6-3	275	R-Jr	SQ	Brisbane, Australia (John Paul/Pima College)
71	Jose Sanchez	OL	6-4	340	R-So	1	Melrose Park, Ill. (Westchester Saint Joseph)
72	Elkhanan Tanelus	OL	6-2	330	Fr	HS	Naples, Fla. (Barron Collier)
73	Dylan Czerlanis	OL	6-4	290	Fr	HS	Antioch, Ill. (Antioch)
74	Dylan Scaggs	OL	6-6	295	Fr	HS	West Plains, Mo. (West Plains)
75	McKinley Neville	DL	6-3	260	Fr	HS	Batavia, Ill. (Batavia)
76	Cole Hoover	OL	6-4	260	R-Jr	2	Charleston, Ill. (Charleston)
77	Ivan Gleyzer	OL	6-4	290	Fr	HS	Lincolnshire, Ill. (Stevenson)
79	Anthony Sottosanto	OL	6-0	285	Fr	HS	Frankfort, Ill. (Lincoln-Way East)
80	Bryce Walker	SB	6-4	200	R-Fr	1	Duncanville, Texas (Duncanville)
81	Jalen Johnson	WR	6-2	190	R-So	1	Owasso, Okla. (Owasso)
82	Xander Richards	WR	6-4	180	R-So	1	Burleson, Texas (Burleson Centennial)
83	Teriq Phillips	WR	6-3	185	So	1	Pompano Beach, Fla. (St. Thomas Aquinas)
84	Ryan James	WR	6-3	205	R-So	TR	Chicago, Ill. (De La Salle Institute / Purdue Univ.)
85	Kirk Pinkston Jr.	WR	5-10	175	Fr	HS	Indianapolis, Ind. (Lawrence Central)
86	James Sheehan	SB	6-3	220	R-Sr	3	Flossmoor, Ill. (Homewood-Flossmoor)
87	DeWayne Cooks Jr	WR	6-2	155	R-Fr	RS	Tulsa, Okla. (Booker T. Washington)
88	Trevon Brown	WR	6-0	190	Fr	HS	Oak Park, Ill. (Oak Park-River Forest)
89	Eric Rooks	WR	6-3	195	R-Fr	TR	Chicago, Ill. (De La Salle Institute / Univ. of Hawaii)
90	Josh Delgado	K	5-11	245	So	1	Duncanville, Texas (Duncanville)
91	D'Mitri George	DE	6-3	255	R-So	1	Lafayette, Ind. (Central Catholic)
92	Cameron Leach	DL	6-1	285	Fr	HS	Chicago, Ill. (Nazareth Academy)
93	Ronell Deo	DL	6-2	265	R-Sr	1	Elk Grove, Calif (Franklin/Sierra College)
94	Dominic Moore	DL	6-7	290	Fr	HS	Chicago, Ill. (Chicago Perspectives Charter)
95	Kylan Cole	DE	6-2	280	R-So	1	Zionsville, Ind. (Carmel)
96	Terrell Greer	DL	5-10	305	Sr	3	Chicago, Ill. (Mount Carmel)
97	Tim Varga	DL	6-3	240	Fr	HS	Elk Grove Village, Ill. (Elk Grove Village)
98	Anthony Lewis	LB	6-0	205	R-Fr	RS	Chicago, Ill. (St. Laurence)
99	Jayden O'Neal	DL	6-1	275	R-Fr	RS	Chicago, Ill. (Simeon)

EASTERN ILLINOIS ALPHABETICAL ROSTER

43..... Connor Aldrich..... DB	53..... Stone Galloway..... K	56..... Christiaan Masucci..... K/P	86..... James Sheehan..... SB
46..... Ameer Agel..... LB	91..... D'Mitri George..... DE	28..... Skyler Mayes..... LB	25..... Charles Shelton IV..... DB
14..... Jaylon Banks..... QB	1..... Scotty Gilkey, Jr..... QB	24..... Darshon McCullough..... RB	47..... Anthony Shockey..... LB
12..... Joel Barrows..... LB	77..... Ivan Gleyzer..... OL	64..... Jerit Medler..... OL	13..... Xzavier Shugars..... DB
9..... Jaelin Benefield..... RB	96..... Terrell Greer..... DL	60..... Aaron Miller..... OL	15..... Will Shumpert..... WR
20..... Marcus Bornslater..... SAF	42..... Brandon Guido..... DB	94..... Dominic Moore..... DL	48..... Alex Smith..... SB
11..... Johnathan Brantley..... QB	7..... Izziah Gully..... LB	75..... McKinley Neville..... DL	61..... Ben Solomon..... OL
55..... Charlie Brooks..... DL	27..... David Hardwick..... RB	6..... Jonah O'Brien..... QB	79..... Anthony Sottosanto..... OL
6..... Edwyn Brown..... DB	68..... Luther Harris..... OL	54..... BJ Ojo..... LB	44..... Nick Stricker..... SB
88..... Trevon Brown..... WR	4..... Isaiah Hill..... WR	99..... Jayden O'Neal..... DL	67..... Chad Strickland..... OL
34..... Anthony Buchanan..... RB	30..... Nile Hill..... DB	3..... Cornelius Page..... DB	72..... Elkhanan Tanelus..... OL
45..... Joe Caputo..... LB	76..... Cole Hoover..... OL	16..... Donovan Perkins..... DB	58..... James Ubaik..... DL
95..... Kylan Cole..... DE	32..... Dylan Hughes..... DB	39..... D.J. Perry..... WR	97..... Tim Varga..... DL
41..... Robert Columbus..... RB	58..... Anthony Imperio..... OL	83..... Teriq Phillips..... WR	38..... Darius Waddell..... SAF
87..... DeWayne Cooks Jr..... WR	26..... Jordan Jackson..... DB	85..... Kirk Pinkston Jr..... WR	5..... Nikola Wadsworth..... LB
70..... Bryce Coulson..... LS	84..... Ryan James..... WR	7..... Payton Powell..... WR	66..... Drew Walega..... OL
4..... Raymond Crittenden..... SAF	33..... Austin Johnson..... LB	12..... Marques Ray..... WR	13..... Chris Walker..... RB
8..... Antonio Crosby..... SAF	51..... Dyтарious Johnson..... LB	5..... Matt Reyna..... WR	80..... Bryce Walker..... SB
73..... Dylan Czerlanis..... OL	35..... Eric Johnson..... RB	82..... Xander Richards..... WR	40..... Jordan Williams..... DB
36..... T.J. Davis..... DB	81..... Jalen Johnson..... WR	65..... Nick Roessler..... K/P	21..... Mark Williams..... DB
90..... Josh Delgado..... K	52..... Jason Johnson..... LB	89..... Eric Rooks..... WR	50..... Sean Williams..... LB
93..... Ronell Deo..... DL	63..... Matt Keys..... OL	23..... JJ Ross..... DB	8..... Harry Woodbery..... QB
2..... Bryce Dewberry..... SAF	92..... Cameron Leach..... DL	37..... Matt Ross..... DB	57..... Aaron 'Tiger' Woods..... DL
49..... Grant Edwards..... LB	98..... Anthony Lewis..... DL	22..... Courtney Rowell..... RB	
69..... Stephen Elmore..... LS	19..... Robbie Lofton II..... WR	71..... Jose Sanchez..... OL	
29..... Jonas Filer..... DB	31..... Anthony Manaves..... SB	74..... Dyaln Scaggs..... OL	

EIU OFFENSE

QUARTERBACK

8 ... Harry Woodbery 6-2 195 R-Jr
 or 11 ... Johnathan Brantley 6-1 195 Sr

RUNNING BACK

9 ... Jaelin Benefield 5-10 160 Fr
 13 ... Chris Walker 6-1 210 Gr

SUPER BACK

44 ... Nick Stricker 6-2 245 Fr
 86 ... James Sheehan 6-3 220 R-Sr

LEFT TACKLE

67 ... Chad Strickland 6-5 270 Fr
 58 ... Anthony Imperio 6-4 275 Fr

LEFT GUARD

72 ... Elkhanan Tanelus 6-2 330 Fr
 or 71 ... Jose Sanchez 6-4 340 R-So

CENTER

61 ... Ben Solomon 6-2 300 R-So
 76 ... Cole Hoover 6-4 290 R-Jr

RIGHT GUARD

79 ... Anthony Sottosanto 6-0 285 Fr
 66 ... Drew Walega 6-6 300 R-Jr

RIGHT TACKLE

76 ... Cole Hoover 6-4 260 R-Jr
 60 ... Aaron Miller 6-5 290 R-Jr

RECEIVER

12 ... Marques Ray 6-0 185 R-Fr
 89 ... Eric Rooks 6-3 195 R-Fr

RECEIVER

19 ... Robbie Lofton II 6-3 185 R-Jr
 83 ... Teriq Phillips 6-3 185 So

RECEIVER

82 ... Xander Richards 6-4 180 R-So
 85 ... Kirk Pinkston 5-10 175 Fr

EIU COACHING STAFF

Head Coach: Adam Cushing (Univ. of Chicago, 2002 - 1st year)
 (Career Record 0-4; OVC Record 0-0)

Defensive Coordinator: Chris Bowers (1st year)
Offensive Coordinator/SB's: John Kuceyeski (1st year) -- booth
Defensive Backs / Special Teams: Benny Boyd (1st year)
Safeties: Neal Renna (1st year) -- booth
Defensive Line: Deonte Gibson (1st year)
Linebackers: Adam Gristick (2nd year) -- booth
Outside Linebackers: Jesse Walton (1st year)
Running Backs: Omar Young (1st year) -- booth
Wide Receivers: Mark Philmore II (1st year)
Quarterbacks: Chris Batti (1st year)
Offensive Line: Dan Hernandez (1st year)
Assistant Offensive Line: Shane Kelly (1st year)
Director of Football Performance: Joe Orozco (1st year)
Trainer: Jason Heiar (6th year)
Football Operations: Matt Wright (3rd year)
Equipment Manager: Clint Bays (11th year)
Offensive Quality Control: Sergio Medina Jr. (1st year)
Defensive Quality Control: Collin Geier (1st year)
Recruiting Quality Control: Jordan Sanders (1st year)
Football Player Development: Zach Mentzer (1st year)

EIU DEFENSE

DEFENSIVE END

33 ... Austin Johnson 6-3 245 R-So
 55 ... Charlie Brooks 6-0 235 Fr

NOSE TACKLE

96 ... Terrell Greer 5-10 305 Sr
 92 ... Cameron Leach 6-1 285 Fr

DEFENSIVE TACKLE

95 ... Kylan Cole 6-2 280 R-So
 93 ... Ronell Deo 6-2 265 R-Sr

DEFENSIVE END/LINEBACKER

51 ... Dytarious Johnson 6-1 270 Jr
 91 ... D'Mitri George 6-3 255 R-So

LINEBACKER

45 ... Joe Caputo 6-2 235 R-Sr
 54 ... BJ Ojo 6-3 215 R-Sr

LINEBACKER

28 ... Skyler Mayes 6-2 235 So
 47 ... Anthony Shockey 6-1 210 Fr

LINEBACKER

4 ... Raymond Crittenden 6-1 205 R-Jr
 50 ... Sean Williams 6-2 245 R-Jr

CORNERBACK

21 ... Mark Williams 6-0 175 R-Jr
 25 ... Charles Shelton IV 5-11 160 R-Fr

FREE SAFETY

8 ... Antonio Crosby 5-10 195 R-Jr
 20 ... Marcus Bornslater 6-3 200 R-So

STRONG SAFETY

2 ... Bryce Dewberry 5-10 210 So
 3 ... Cornelius Page 6-1 165 R-Sr

CORNERBACK

23 ... JJ Ross 6-2 195 Fr
 3 ... Cornelius Page 6-1 165 R-Sr

EIU SPECIALISTS

KICKER

90 ... Josh Delgado 5-11 245 So

KICKOFF

90 ... Josh Delgado 5-11 245 So

PUNTER

53 ... Stone Galloway 5-11 205 Fr

HOLDER

8 ... Harry Woodbery 6-2 195 R-Jr

LONG SNAPPER *

69 ... Stephen Elmore 6-0 240 So
 70 ... Bryce Coulson 6-3 275 R-Jr

PUNT RETURNS

39 ... D.J. Perry 5-10 180 R-Sr
 24 ... Darshon McCullough 5-9 190 Sr

KICK RETURNS

9 ... Jaelin Benefield 5-10 160 Fr
 24 ... Darshon McCullough 5-9 190 Sr
 21 ... Mark Williams 6-0 175 R-Jr

* Coulson snaps on punts / Elmore snaps on FG & Extra Points



GAME 1 - Aug. 29, 2019

Eastern Illinois 10
 Chattanooga 24

Chattanooga, Tenn.
 Finley Stadium (8,254)

Scoring	1	2	3	4	Final
Eastern Illinois	3	7	0	0	10
Chattanooga	7	10	7	0	24

FIRST QUARTER

UTC - Tiano 1 run (Ulmo kick) - 5:14
 EIU - Delgado 37 field goal - 0:25

SECOND QUARTER

UTC - Nunnally 59 pass from Tiano (Ulmo kick) - 8:01
 EIU - Stricker 7 pass from Brantley (Delgado kick) - 2:39
 UTC - Ulmo 37 field goal - 0:00

THIRD QUARTER

UTC - Ford 1 run (Ulmo kick) - 10:24

TEAM STATS EIU UTC

First Downs	22	14
Rushes-Yards	36-130	33-94
Passing-Yards	224	256
Comp-Att-Int	26-47-1	17-27-2
Total Offense	354	350
Fumbles-Lost	3-2	0-0
Penalties-Yards	5-34	11-95
Int Returns-Yards-TD	2-15-0	1-19-0
Time of Possession	34:19	25:41
Sacks-Yards	0-0	1-3

LEADERS

RUSHING (No-Yds-TD)

EIU - Benefield (6-49-0), Brantley (12-29-0)
 UTC - Ford (12-50-1), Prcie (15-33-0)

PASSING (Att-Cmp-Int-Yds-TD)

EIU - Brantley (25-13-0-103-1), Woodbery (22-13-1-121-0)
 UTC - Tiano (27-17-2-256-1)

RECEIVING (No -Yds -TD)

EIU - Richards (5-67-0), Ray (4-35-0), Pinkston (4-30-0)
 UTC - Nunnally (6-100-1), Henderson (4-65-0)

DEFENSE (Tackles - Solo, Assist, TFL)

EIU - Caputo (7-1-1.5), Gulley (5-0-0), Crosby (5-0-1)
 UTC - Cooper (7-3-0), Boeck (6-0-0), Maxwell (3-3-1.5)

RECAP

Following two good defensive stands by Eastern Illinois, the Panthers had a fumble on special teams that was recovered by Chattanooga deep in EIU territory. The Mocs would convert that turnover into a 1-yard Nick Tiano touchdown as they beat the Panthers 24-10 in the coaching debut for EIU's Adam Cushing. The Panthers defense would allow only 94 yards on the ground and forced a pair of turnovers with interceptions by Raymond Crittenden and Bryce Dewberry. On offense, EIU had both of its quarterbacks pass for more than 100 yards. Johnathan Brantley, the game's starter, had the lone touchdown pass for EIU hitting Nick Stricker on a 4th and 4 for a seven-yard touchdown.



GAME 2 - Sept. 7, 2019

Eastern Illinois 0
 Indiana 52

Bloomington, Ind.
 Memorial Stadium (37,784)

Scoring	1	2	3	4	Final
Eastern Illinois	0	0	0	0	0
Indiana	21	14	7	10	52

FIRST QUARTER

IU - Miles 10 pass from Penix Jr (Justus kick) - 11:05
 IU - Scott III 5 run (Justus kick) - 4:28
 IU - Gest 3 run (Justus kick) - 1:34

SECOND QUARTER

IU - Hendershot 8 pass from Penix Jr (Justus kick) - 1:44
 IU - Walker Jr 64 pass from Ramsey (Justus kick) - 1:07

THIRD QUARTER

IU - Hale 43 pass from Ramsey (Justus kick) - 7:19

THIRD QUARTER

IU - James 1 run (Campbell kick) - 13:28
 IU - Campbell 48 field goal - 11:54

TEAM STATS EIU IU

First Downs	5	26
Rushes-Yards	31-52	34-114
Passing-Yards	64	441
Comp-Att-Int	11-25-0	30-41-0
Total Offense	116	555
Fumbles-Lost	0-0	0-0
Penalties-Yards	6-39	6-45
Int Returns-Yards-TD	0-0-0	0-0-0
Time of Possession	27:25	32:35
Sacks-Yards	0-0	2-12

LEADERS

RUSHING (No-Yds-TD)

EIU - McCullough (6-18-0), Benefield (6-15-0)
 IU - Scott III (12-61-1), James (12-22-1)

PASSING (Att-Cmp-Int-Yds-TD)

EIU - Brantley (17-8-0-49-0), Woodbery (8-3-0-15-0)
 IU - Penix Jr (20-14-0-197-2), Ramsey (14-13-0-226-2)

RECEIVING (No -Yds -TD)

EIU - Sheehan (2-18-0), Lofton (2-16-0)
 IU - Hale (5-110-1), Hendershot (5-52-1)

DEFENSE (Tackles - Solo, Assist, TFL)

EIU - Caputo (7-0-0), Crittenden (5-1-1), M. Williams (5-1-0)
 IU - Elliott (4-0-1), Jones (4-0-0), Head (2-2-1)

RECAP

Indiana scored on its first three offensive possessions of the first quarter as the Hoosiers ran away with a 52-0 win over Eastern Illinois. The Panthers offense was held without a first down until the second quarter while picked up only five first downs to move the chains during the game. EIU had one drive into Indiana territory but failed to cash in that chance in the third quarter. EIU finished with 116 yards of total offense compared to 555 yards for the Hoosiers.



GAME 3 - Sept. 14, 2019

#12 Illinois State 21
 Eastern Illinois 3

Charleston, Ill.
 O'Brien Field (6,119)

Scoring	1	2	3	4	Final
Illinois State	7	7	7	0	21
Eastern Illinois	0	3	0	0	3

FIRST QUARTER

ILST - Robinson 6 run (Fenlason kick) - 11:12)

SECOND QUARTER

ILST - Robinson 7 run (Fenlason kick) - 10:41
 EIU - Delgado 34 field goal - 0:18

THIRD QUARTER

ILST - Robinson 52 run (Fenlason kick) - 8:43

TEAM STATS EIU ILST

First Downs	12	14
Rushes-Yards	39-118	51-254
Passing-Yards	79	31
Comp-Att-Int	10-28-0	5-11-0
Total Offense	197	285
Fumbles-Lost	3-0	1-0
Penalties-Yards	2-20	6-70
Int Returns-Yards-TD	0-0-0	0-0-0
Time of Possession	27:42	32:18
Sacks-Yards	2-11	8-60

LEADERS

RUSHING (No-Yds-TD)

EIU - Brantley (23-49-0), McCullough (10-33-0)
 ILST - Robinson (23-146-3), Proctor (17-71-0)

PASSING (Att-Cmp-Int-Yds-TD)

EIU - Brantley (27-10-0-79-0), Woodbery (1-0-0-0-0)
 ILST - Davis (11-5-0-31-0)

RECEIVING (No -Yds -TD)

EIU - Benefield (7-44-0), Lofton (2-30-0)
 ILST - Edgar (1-13-0), Proctor (1-10-0)

DEFENSE (Tackles - Solo, Assist, TFL)

EIU - D. Johnson (3-6-3), Caputo (0-7-0.5), Dewberry (2-4-1)
 ILST - Draka (4-7-1), Kirk (4-2-0), Mends (3-3-1)

RECAP

James Robinson scored three rushing touchdowns while the Illinois State defensive line applied pressure all day long on Eastern Illinois quarterbacks as the 12th ranked Redbirds won the 108th Mid-America Classic, 21-3. Robinson scored on the first drive of the day and then again in the second quarter before Josh Delgado broke a seven quarter scoreless draught for the EIU offense with a 34-yard field goal. EIU was able to drive inside the ISU 25-yard line on four occasions but came away with only three points. ISU finished the day with eight sacks.



GAME 4 - Sept. 21, 2019

Eastern Illinois 6
Indiana State 16

Terre Haute, Ind.
 Memorial Stadium (6,216)

Scoring	1	2	3	4	Final
Eastern Illinois	0	0	6	0	6
Indiana State	10	3	0	3	16

FIRST QUARTER

INST - Nunez 23 field goal - 10:03
 INST - Morgan 69 pass from Wilderman (Nunez kick) - 0:33

SECOND QUARTER

INST - Nunez 27 field goal - 1:59

THIRD QUARTER

EIU - Woodbery 4 run (kick failed) - 1:10

THIRD QUARTER

INST - Nunez 21 field goal - 9:33

TEAM STATS EIU INST

First Downs	13	19
Rushes-Yards	33-121	50-148
Passing-Yards	79	195
Comp-Att-Int	12-29-3	15-23-1
Total Offense	200	343
Fumbles-Lost	2-1	1-1
Penalties-Yards	5-60	5-50
Int Returns-Yards-TD	1-6-0	3-37-0
Time of Possession	23:34	36:26
Sacks-Yards	1-3	3-12

LEADERS

RUSHING (No-Yds-TD)

EIU - Walker (10-49-0), Benefield (8-36-0)
 INST - Wilderman (15-50-0), Sims (11-43-0)

PASSING (Att-Cmp-Int-Yds-TD)

EIU - Brantley (7-4-1-16-0), Woodbery (22-8-2-63-0)
 INST - Boyle (1-1-0-9-0), Wilderman (22-14-1-186-1)

RECEIVING (No-Yds-TD)

EIU - Benefield (4-21-0), Richards (2-19-0), Lofton (2-15-0)
 INST - Morgan (4-90-1), Hendrix (4-37-0)

DEFENSE (Tackles - Solo, Assist, TFL)

EIU - A. Johnson (4-9-3), D. Johnson (6-4-0), Crosby (2-8-0)
 INST - Griffith (6-6-0), Glasco (3-6-2.5), Bonner (2-5-0)

RECAP

Eastern Illinois defense limited Indiana State to four field goal attempts with three successful tries following four Panthers turnovers that resulted in the Sycamores starting each of the four drives in EIU territory. The solid defensive effort was not enough as the Panthers offense could only muster a short touchdown run by Harry Woodbery in the fourth quarter as Indiana State won 16-6. EIU's defense had three players finish in double figures for tackles with Austin Johnson making 13 tackles with three tackles for loss. The Sycamores big play came late in the first quarter when back-up quarterback Kurt Wilderman connected with Rontrez Morgan down the near sideline for a 69-yard touchdown.

2019 EIU PANTHERS FOOTBALL
 EASTERN ILLINOIS Game Results
 All games

Date	Opponent	Score	Overall Record	Ohio Valley Record	Time	Attend
Aug 29, 2019	at Chattanooga	10-24 L	0-1	0-0	3:05	8,254
Sep 7, 2019	at Indiana	0-52 L	0-2	0-0	3:03	37,784
Sep 14, 2019	#12 ILLINOIS STATE	3-21 L	0-3	0-0	2:55	6,119
Sep 21, 2019	at Indiana State	6-16 L	0-4	0-0	2:53	6,216

* indicates Ohio Valley Conferece game

2019 EASTERN ILLINOIS STARTERS

OPPONENT	WR	WR	RT	RG	C	LG	LT	WR	SB	RB	QB
Chattanooga	Richards	Lofton	Hoover	Sottosanto	Solomon	Tanelus	Strickland	Ray	Sheehan	Rowell	Brantley
Indiana	Richards	Lofton	Miller	Sottosanto	Solomon	Tanelus	Strickland	Ray	Sheehan	Benefield	Brantley
Illinois State	Richards	Lofton	Miller	Sottosanto	Solomon	Sanchez	Strickland	Ray	Stricker	Benefield	Brantley
Indiana State	Richards	Lofton	Miller	Sottosanto	Hoover	Sanchez	Strickland	Ray	Stricker	Benefield	Brantley

OPPONENT	DE	NT	DT	DE/LB	LB	LB	LB	CB	SAF	SAF	CB
Chattanooga	A. Johnson	Greer	Deo	D. Johnson	Caputo	Gulley	Crittenden	J. Ross	Crosby	Dewberry	Page
Indiana	A. Johnson	Greer	Deo	D. Johnson	Caputo	Gulley	Crittenden	M. Williams	Crosby	Dewberry	Page
Illinois State	A. Johnson	Greer	Cole	D. Johnson	Caputo	Shockey	Crittenden	M. Williams	Crosby	Dewberry	J. Ross
Indiana State	A. Johnson	Greer	Cole	George	Mayes	D. Johnson	S. Williams	M. Williams	Crosby	Dewberry	J. Ross

EASTERN ILLINOIS FOOTBALL
 Eastern Illinois Overall Team Statistics (as of Sep 21, 2019)
 All games

Team Statistics	EIU	OPP
SCORING	19	113
Points Per Game	4.8	28.2
Points Off Turnovers	0	16
FIRST DOWNS	53	73
Rushing	20	33
Passing	24	38
Penalty	9	2
RUSHING YARDAGE	421	610
Yards gained rushing	551	689
Yards lost rushing	130	79
Rushing Attempts	139	168
Average Per Rush	3.0	3.6
Average Per Game	105.2	152.5
TDs Rushing	1	8
PASSING YARDAGE	462	923
Comp-Att-Int	59-129-4	67-102-3
Average Per Pass	3.6	9.0
Average Per Catch	7.8	13.8
Average Per Game	115.5	230.8
TDs Passing	1	6
TOTAL OFFENSE	883	1533
Total Plays	268	270
Average Per Play	3.3	5.7
Average Per Game	220.8	383.2
KICK RETURNS: #-Yards	10-165	6-131
PUNT RETURNS: #-Yards	2--6	5-24
INT RETURNS: #-Yards	3-21	4-56
KICK RETURN AVERAGE	16.5	21.8
PUNT RETURN AVERAGE	-3.0	4.8
INT RETURN AVERAGE	7.0	14.0
FUMBLES-LOST	8-3	2-1
PENALTIES-Yards	18-153	28-284
Average Per Game	38.2	71.0
PUNTS-Yards	30-1059	19-765
Average Per Punt	35.3	40.3
Net punt average	34.5	40.6
KICKOFFS-Yards	8-458	22-1275
Average Per Kick	57.2	58.0
Net kick average	40.9	43.6
TIME OF POSSESSION/Game	28:15	31:45
3RD-DOWN Conversions	14/65	27/59
3rd-Down Pct	22%	46%
4TH-DOWN Conversions	7/14	1/5
4th-Down Pct	50%	20%
SACKS BY-Yards	3-14	15-88
MISC YARDS	0	0
TOUCHDOWNS SCORED	2	14
FIELD GOALS-ATTEMPTS	2-3	5-7
ON-SIDE KICKS	0-0	0-0
RED-ZONE SCORES	(4-8) 50%	(13-17) 76%
RED-ZONE TOUCHDOWNS	(2-8) 25%	(9-17) 53%
PAT-ATTEMPTS	(1-2) 50%	(14-14) 100%
ATTENDANCE	6119	52254
Games/Avg Per Game	1/6119	3/17418
Neutral Site Games		0/0

Score by Quarters	1st	2nd	3rd	4th	OT	Total
Eastern Illinois	3	10	6	0	0	19
Opponents	45	34	21	13	0	113

EASTERN ILLINOIS FOOTBALL
 Eastern Illinois Overall Individual Statistics (as of Sep 21, 2019)
 All games

Rushing	gp	att	gain	loss	net	avg	td	lg	avg/g
BENEFIELD, Jaelin	4	24	117	10	107	4.5	0	31	26.8
BRANTLEY, Johnathan	4	53	192	94	98	1.8	0	26	24.5
WALKER, Chris	4	21	87	1	86	4.1	0	18	21.5
McCULLOUGH, Darsho	3	18	64	4	60	3.3	0	10	20.0
RAY, Marques	4	3	59	0	59	19.7	0	11	14.8
COLUMBUS, Robert	2	3	7	0	7	2.3	0	5	3.5
ROWELL, Courtney	4	10	13	11	2	0.2	0	4	0.5
WOODBERRY, Harry	4	6	12	10	2	0.3	1	6	0.5
PINKSTON, Kirk	4	1	0	0	0	0.0	0	0	0.0
Total	4	139	551	130	421	3.0	1	31	105.2
Opponents	4	168	689	79	610	3.6	8	52	152.5

Passing	gp	effic	comp-att-int	pct	yds	td	lg	avg/g
BRANTLEY, Johnathan	4	76.83	35-76-1	46.1	263	1	37	65.8
WOODBERRY, Harry	4	65.50	24-53-3	45.3	199	0	20	49.8
Total	4	72.18	59-129-4	45.7	462	1	37	115.5
Opponents	4	155.23	67-102-3	65.7	923	6	69	230.8

Receiving	gp	no.	yds	avg	td	lg	avg/g
BENEFIELD, Jaelin	4	14	79	5.6	0	37	19.8
LOFTON, Robbie	4	10	85	8.5	0	21	21.2
RICHARDS, Xander	4	8	91	11.4	0	20	22.8
RAY, Marques	4	7	50	7.1	0	20	12.5
PINKSTON, Kirk	4	6	37	6.2	0	20	9.2
SHEEHAN, James	2	5	72	14.4	0	24	36.0
WALKER, Chris	4	3	6	2.0	0	5	1.5
PHILLIPS, Teriq	2	1	20	20.0	0	20	10.0
ROWELL, Courtney	4	1	7	7.0	0	7	1.8
STRICKER, Nick	4	1	7	7.0	1	7	1.8
JAMES, Ryan	2	1	5	5.0	0	5	2.5
ROOKS, Eric	3	1	5	5.0	0	5	1.7
McCULLOUGH, Darsho	3	1	-2	-2.0	0	0	-0.7
Total	4	59	462	7.8	1	37	115.5
Opponents	4	67	923	13.8	6	69	230.8

Punt Returns	no.	yds	avg	td	lg
DEWBERRY, Bryce	1	2	2.0	0	2
PAGE, Corneliuss	1	-8	-8.0	0	0
Total	2	-6	-3.0	0	2
Opponents	5	24	4.8	0	9

Interceptions	no.	yds	avg	td	lg
ROSS, JJ	1	6	6.0	0	6
CRITTENDEN, Raymo	1	0	0.0	0	0
DEWBERRY, Bryce	1	15	15.0	0	15
Total	3	21	7.0	0	15
Opponents	4	56	14.0	0	34

Kick Returns	no.	yds	avg	td	lg
BENEFIELD, Jaelin	5	73	14.6	0	23
McCULLOUGH, Darsho	3	61	20.3	0	22
PAGE, Corneliuss	1	13	13.0	0	10
WILLIAMS, Mark	1	18	18.0	0	18
Total	10	165	16.5	0	23
Opponents	6	131	21.8	0	34

Fumble Returns	no.	yds	avg	td	lg
Total	0	0	0.0	0	0
Opponents	0	0	0.0	0	0

EASTERN ILLINOIS FOOTBALL
 Eastern Illinois Overall Individual Statistics (as of Sep 21, 2019)
 All games

Scoring	td	fg	PAT				dxp	saf	pts
			kick	rush	rcv	pass			
DELGADO, Josh	-	2-3	1-2	-	-	-	-	-	7
STRICKER, Nick	1	-	-	-	-	-	-	-	6
WOODBERRY, Harry	1	-	-	-	-	-	-	-	6
Total	2	2-3	1-2	-	-	-	-	-	19
Opponents	14	5-7	14-14	-	-	-	-	-	113

Total Offense	g	plays	rush	pass	total	avg/g
BRANTLEY, Johnathan	4	129	98	263	361	90.2
WOODBERRY, Harry	4	59	2	199	201	50.2
BENEFIELD, Jaelin	4	24	107	0	107	26.8
WALKER, Chris	4	21	86	0	86	21.5
McCULLOUGH, Darsho	3	18	60	0	60	20.0
RAY, Marques	4	3	59	0	59	14.8
COLUMBUS, Robert	2	3	7	0	7	3.5
ROWELL, Courtney	4	10	2	0	2	0.5
Total	4	268	421	462	883	220.8
Opponents	4	270	610	923	1533	383.2

Field Goals	fg	pct.	01-19	20-29	30-39	40-49	50-99	lg	blk
DELGADO, Josh	2-3	66.7	0-0	0-1	2-2	0-0	0-0	37	0

FG Sequence	Eastern Illinois	Opponents
Chattanooga	(37)	(37),36
Indiana	-	(48)
Illinois State	(34),29	-
Indiana State	-	(23),(27),(21),36

Numbers in (parentheses) indicate field goal was made.

Punting	no.	yds	avg	lg	tb	fc	i20	50+	blk
DELGADO, Josh	15	498	33.2	48	0	9	3	0	0
GALLOWAY, Stone	9	391	43.4	53	0	1	1	3	0
MASUCCI, Christiaan	5	156	31.2	38	0	1	1	0	0
TEAM	1	14	14.0	14	0	0	0	0	1
Total	30	1059	35.3	53	0	11	5	3	1
Opponents	19	765	40.3	55	0	9	7	2	0

Kickoffs	no.	yds	avg	tb	ob	retn	net	ydln
DELGADO, Josh	8	458	57.2	0	0			
Total	8	458	57.2	0	0	21.8	40.9	24
Opponents	22	1275	58.0	6	0	16.5	43.6	21

EASTERN ILLINOIS FOOTBALL
 Eastern Illinois Overall Individual Statistics (as of Sep 21, 2019)
 All games

All Purpose	g	rush	rcv	pr	kr	ir	total	avg/g
BENEFIELD, Ja	4	107	79	0	73	0	259	64.8
McCULLOUGH,	3	60	-2	0	61	0	119	39.7
RAY, Marques	4	59	50	0	0	0	109	27.2
BRANTLEY, Joh	4	98	0	0	0	0	98	24.5
WALKER, Chris	4	86	6	0	0	0	92	23.0
RICHARDS,Xan	4	0	91	0	0	0	91	22.8
LOFTON, Robbi	4	0	85	0	0	0	85	21.2
SHEEHAN, Jam	2	0	72	0	0	0	72	36.0
PINKSTON, Kirk	4	0	37	0	0	0	37	9.2
PHILLIPS, Teriq	2	0	20	0	0	0	20	10.0
WILLIAMS, Mar	3	0	0	0	18	0	18	6.0
DEWBERRY, Br	4	0	0	2	0	15	17	4.2
ROWELL, Court	4	2	7	0	0	0	9	2.2
STRICKER, Nick	4	0	7	0	0	0	7	1.8
COLUMBUS, Ro	2	7	0	0	0	0	7	3.5
ROSS, JJ	4	0	0	0	0	6	6	1.5
JAMES, Ryan	2	0	5	0	0	0	5	2.5
PAGE,Cornelius	4	0	0	-8	13	0	5	1.2
ROOKS, Eric	3	0	5	0	0	0	5	1.7
WOODBERRY, H	4	2	0	0	0	0	2	0.5
Total	4	421	462	-6	165	21	1063	265.8
Opponents	4	610	923	24	131	56	1744	436.0

EASTERN ILLINOIS FOOTBALL
Eastern Illinois Overall Defensive Statistics (as of Sep 21, 2019)
All games

#	Defensive Leaders	gp	Tackles				tfl/yds	Sacks no-yds	Pass defense			Fumbles		blkd	
			ua	a	tot				int-yds	brup	qbh	rcv-yds	ff	kick	saf
51	JOHNSON, Dytarious	4	12	10	22	4.0-21	1.0-8	.	1
45	CAPUTO, Joe	3	14	8	22	2.0-2	.	.	.	1
8D	CROSBY, Antonio	4	11	10	21	1.0-1
33	JOHNSON, Austin	4	7	11	18	3.0-9	.	.	.	1
4	CRITTENDEN, Raymo	4	13	5	18	1.0-4	.	1-0	1
47	SHOCKEY, Anthony	4	11	6	17	1.5-2	1	.	.	.
96	GREER, Terrell	4	5	11	16	2.5-9	0.5-1	.	.	2	1-0
2	DEWBERRY, Bryce	4	8	6	14	1.0-3	.	1-15	1	.	.	1	.	.	.
50	WILLIAMS, Sean	4	4	9	13	1.5-3
21	WILLIAMS, Mark	3	8	5	13
91	GEORGE, D'Mitri	4	2	8	10	1.5-3
23	ROSS, JJ	4	5	4	9	.	.	1-6
3	PAGE, Cornelius	4	6	2	8	0.5-1	.	.	3
95	COLE, Kylan	4	2	5	7	1.0-3	1.0-3
55	BROOKS, Charlie	4	2	5	7	0.5-2	0.5-2	.	1
7	GULLEY, Iziah	2	6	.	6
20	BORNSLATER, Marcus	3	3	3	6
59	UBAIKE, James	3	1	5	6	2.0-5
52	JOHNSON, Jason	2	2	3	5
97	VARGA, Tim	4	4	1	5
28	MAYES, Skyler	2	1	4	5	1
93	DEO, Ronell	4	3	1	4
99	O'NEAL, Jayden	4	3	1	4	1.0-5
92	LEACH, Cameron	4	3	1	4
26	JACKSON, Jordan	3	2	1	3	1.0-3
22	ROWELL, Courtney	4	1	1	2
25	SHELTON, Charles	4	2	.	2
19	LOFTON, Robbie	4	2	.	2
9	BENEFIELD, Jaelin	4	2	.	2
41	COLUMBUS, Robert	2	2	.	2
46	AQEL, Ameer	3	2	.	2
49	EDWARDS, Grant	2	2	.	2	.	.	.	1
6	BROWN, Edwyn	1	1	.	1
29	FILER, Jonas	4	1	.	1
54	OJO, BJ	4	1	.	1
86	SHEEHAN, James	2	1	.	1
38	WADDELL, Darius	1	1	.	1
42	GUIDO, Brandon	1	1
Total		4	156	126	282	25-76	3-14	3-21	9	5	1-0	2	.	.	.
Opponents		4	152	89	241	34-138	15-88	4-56	22	11	3-0	3	1	.	.

EASTERN ILLINOIS FOOTBALL
 Eastern Illinois Team Game-by-Game (as of Sep 21, 2019)
 All games

TEAM STATISTICS

Date	Opponent	Rushing				Receiving				Passing				Kick Returns				Punt Returns				tot off
		no.	yds	td	lg	no.	yds	td	lg	cmp-att-int	yds	td	lg	no.	yds	td	lg	no.	yds	td	lg	
Aug 29	at Chattanooga	36	130	0	31	26	240	1	24	26-47-1	240	1	24	2	21	0	13	2	-6	0	2	370
Sep 07	at Indiana	31	52	0	9	11	64	0	14	11-25-0	64	0	14	0	0	0	0	0	0	0	0	116
Sep 14	ILLINOIS STATE	39	118	0	26	10	79	0	37	10-28-0	79	0	37	3	61	0	22	0	0	0	0	197
09/21/2019	at Indiana State	33	121	1	18	12	79	0	20	12-29-3	79	0	20	5	83	0	23	0	0	0	0	200
Eastern Illinois		139	421	1	31	59	462	1	37	59-129-4	462	1	37	10	165	0	23	2	-6	0	2	883
		168	610	8	52	67	923	6	69	67-102-3	923	6	69	6	131	0	34	5	24	0	9	1533

Games: 4 • Avg/rush: 3.0 • Avg/catch: 7.8 • Pass effic: 72.18 • KR avg: 16.5 • PR avg: -3.0 • All purpose avg/game: 265.8 • Total offense avg/gm: 220.8

Date	Opponent	Tackles				Sacks no-yds	Fumble		Pass Defense			blkd kick	PAT Attempts			off				
		ua	a	total	tfl-yds		ff	fr-yds	int-yds	qbh	brup		kick	rush	rcv	saf	t/o	pts		
Aug 29	at Chattanooga	44	2	46	5.0-10	0.0-0	0	0-0	2-15	1	2	0	1-1	0	0	0	0	0	0	10
Sep 07	at Indiana	53	12	65	4.0-12	0.0-0	0	0-0	0-0	0	3	0	0-0	0	0	0	0	0	0	0
Sep 14	ILLINOIS STATE	29	44	73	8.0-35	2.0-11	1	0-0	0-0	3	1	0	0-0	0	0	0	0	0	0	3
09/21/2	at Indiana State	30	68	98	8.0-19	1.0-3	1	1-0	1-6	1	3	0	0-1	0	0	0	0	0	0	6
Eastern Illinois		156	126	282	25.0-76	3.0-14	2	1-0	3-21	5	9	0	1-2	0	0	0	0	0	0	19
		152	89	241	34.5-138	15.0-88	3	3-0	4-56	11	22	1	14-14	0	0	0	0	16	113	

Date	Opponent	Punting							Field Goals			Kickoffs						
		no.	yds	avg	long	blkd	tb	fc	50+	i20	md-att	long	blkd	no.	yds	avg	tb	ob
Aug 29	at Chattanooga	6	201	33.5	44	0	0	6	0	2	1-1	37	0	3	179	59.7	0	0
Sep 07	at Indiana	11	347	31.5	48	1	0	2	0	1	0-0	0	0	1	43	43.0	0	0
Sep 14	ILLINOIS STATE	8	301	37.6	53	0	0	2	1	2	1-2	34	0	2	112	56.0	0	0
09/21/2	at Indiana State	5	210	42.0	51	0	0	1	2	0	0-0	0	0	2	124	62.0	0	0
Eastern Illinois		30	1059	35.3	53	1	0	11	3	5	2-3	37	0	8	458	57.2	0	0
		19	765	40.3	55	0	0	9	2	7	5-7	48	0	22	1275	58.0	6	0

EASTERN ILLINOIS FOOTBALL
 Eastern Illinois Opponent Game-by-Game (as of Sep 21, 2019)
 All games

OPPONENT STATISTICS

Date	Opponent	Rushing				Receiving				Passing				Kick Returns				Punt Returns				tot off
		no.	yds	td	lg	no.	yds	td	lg	cmp-att-int	yds	td	lg	no.	yds	td	lg	no.	yds	td	lg	
Aug 29	at Chattanooga	33	94	2	14	17	256	1	59	17-27-2	256	1	59	1	26	0	26	0	0	0	0	350
Sep 07	at Indiana	34	114	3	10	30	441	4	64	30-41-0	441	4	64	1	14	0	14	3	13	0	9	555
Sep 14	ILLINOIS STATE	51	254	3	52	5	31	0	13	5-11-0	31	0	13	2	50	0	34	1	3	0	3	285
09/21/2019	at Indiana State	50	148	0	13	15	195	1	69	15-23-1	195	1	69	2	41	0	21	1	8	0	8	343
Opponents		168	610	8	52	67	923	6	69	67-102-3	923	6	69	6	131	0	34	5	24	0	9	1533
		139	421	1	31	59	462	1	37	59-129-4	462	1	37	10	165	0	23	2	-6	0	2	883

Games: 4 • Avg/rush: 3.6 • Avg/catch: 13.8 • Pass effic: 155.23 • KR avg: 21.8 • PR avg: 4.8 • All purpose avg/game: 436.0 • Total offense avg/gm: 383.2

Date	Opponent	Tackles				Sacks no-yds	Fumble		Pass Defense			blkd kick	PAT Attempts			off		
		ua	a	total	tfl-yds		ff	fr-yds	int-yds	qbh	brup		kick	rush	rcv	saf	t/o	pts
Aug 29	at Chattanooga	50	14	64	4.0-12	1.0-3	1	2-0	1-19	3	10	0	3-3	0	0	0	7	24
Sep 07	at Indiana	34	14	48	8.0-26	2.0-12	0	0-0	0-0	1	5	1	7-7	0	0	0	0	52
Sep 14	ILLINOIS STATE	39	21	60	15.5-80	9.0-61	1	0-0	0-0	3	2	0	3-3	0	0	0	0	21
09/21/2	at Indiana State	29	40	69	7.0-20	3.0-12	1	1-0	3-37	4	5	0	1-1	0	0	0	9	16
Opponents		152	89	241	34.5-138	15.0-88	3	3-0	4-56	11	22	1	14-14	0	0	0	16	113
		156	126	282	25.0-76	3.0-14	2	1-0	3-21	5	9	0	1-2	0	0	0	0	19

Date	Opponent	Punting									Field Goals			Kickoffs				
		no.	yds	avg	long	blkd	tb	fc	50+	i20	md-att	long	blkd	no.	yds	avg	tb	ob
Aug 29	at Chattanooga	6	259	43.2	55	0	0	2	2	2	1-2	37	0	4	235	58.8	0	0
Sep 07	at Indiana	3	124	41.3	49	0	0	2	0	2	1-1	48	0	9	485	53.9	5	0
Sep 14	ILLINOIS STATE	8	298	37.2	44	0	0	3	0	2	0-0	0	0	4	251	62.8	1	0
09/21/2	at Indiana State	2	84	42.0	43	0	0	2	0	1	3-4	27	0	5	304	60.8	0	0
Opponents		19	765	40.3	55	0	0	9	2	7	5-7	48	0	22	1275	58.0	6	0
		30	1059	35.3	53	1	0	11	3	5	2-3	37	0	8	458	57.2	0	0

EASTERN ILLINOIS FOOTBALL
 Eastern Illinois Game Superlatives (as of Sep 21, 2019)
 All games

INDIVIDUAL GAME HIGHS

Rushes	23	BRANTLEY, Johnathan vs Illinois State (Sep 14, 2019)
Yards Rushing	49	BENEFIELD, Jaelin at Chattanooga (Aug 29, 2019)
	49	BRANTLEY, Johnathan vs Illinois State (Sep 14, 2019)
	49	WALKER, Chris at Indiana State (09/21/2019)
TD Rushes	1	WOODBERRY, Harry at Indiana State (09/21/2019)
Long Rush	31	BENEFIELD, Jaelin at Chattanooga (Aug 29, 2019)
Pass attempts	27	BRANTLEY, Johnathan vs Illinois State (Sep 14, 2019)
Pass completions	13	WOODBERRY, Harry at Chattanooga (Aug 29, 2019)
	13	BRANTLEY, Johnathan at Chattanooga (Aug 29, 2019)
Yards Passing	121	WOODBERRY, Harry at Chattanooga (Aug 29, 2019)
TD Passes	1	BRANTLEY, Johnathan at Chattanooga (Aug 29, 2019)
Long Pass	37	BRANTLEY, Johnathan vs Illinois State (Sep 14, 2019)
Receptions	7	BENEFIELD, Jaelin vs Illinois State (Sep 14, 2019)
Yards Receiving	67	RICHARDS, Xander at Chattanooga (Aug 29, 2019)
TD Receptions	1	STRICKER, Nick at Chattanooga (Aug 29, 2019)
Long Reception	37	BENEFIELD, Jaelin vs Illinois State (Sep 14, 2019)
Field Goals	1	DELGADO, Josh at Chattanooga (Aug 29, 2019)
	1	DELGADO, Josh vs Illinois State (Sep 14, 2019)
Long Field Goal	37	DELGADO, Josh at Chattanooga (Aug 29, 2019)
Punts	6	DELGADO, Josh at Chattanooga (Aug 29, 2019)
Punting Avg	45.2	GALLOWAY, Stone vs Illinois State (Sep 14, 2019)
Long Punt	53	GALLOWAY, Stone vs Illinois State (Sep 14, 2019)
Punts inside 20	2	DELGADO, Josh at Chattanooga (Aug 29, 2019)
Long Punt Return	2	DEWBERRY, Bryce at Chattanooga (Aug 29, 2019)
Long Kickoff Return	23	BENEFIELD, Jaelin at Indiana State (09/21/2019)
Tackles	13	JOHNSON, Austin at Indiana State (09/21/2019)
Sacks	1.0	JOHNSON, Dytarious vs Illinois State (Sep 14, 2019)
	1.0	COLE, Kylan at Indiana State (09/21/2019)
Tackles For Loss	3.0	JOHNSON, Dytarious vs Illinois State (Sep 14, 2019)
	3.0	JOHNSON, Austin at Indiana State (09/21/2019)
Interceptions	1	DEWBERRY, Bryce at Chattanooga (Aug 29, 2019)
	1	CRITTENDEN, Raymond at Chattanooga (Aug 29, 2019)
	1	ROSS, JJ at Indiana State (09/21/2019)

EASTERN ILLINOIS FOOTBALL
 Eastern Illinois Game Superlatives (as of Sep 21, 2019)
 All games

TEAM GAME HIGHS

Rushes	39	vs Illinois State (Sep 14, 2019)
Yards Rushing	130	at Chattanooga (Aug 29, 2019)
Yards Per Rush	3.7	at Indiana State (09/21/2019)
TD Rushes	1	at Indiana State (09/21/2019)
Pass attempts	47	at Chattanooga (Aug 29, 2019)
Pass completions	26	at Chattanooga (Aug 29, 2019)
Yards Passing	240	at Chattanooga (Aug 29, 2019)
Yards Per Pass	5.1	at Chattanooga (Aug 29, 2019)
TD Passes	1	at Chattanooga (Aug 29, 2019)
Total Plays	83	at Chattanooga (Aug 29, 2019)
Total Offense	370	at Chattanooga (Aug 29, 2019)
Yards Per Play	4.5	at Chattanooga (Aug 29, 2019)
Points	10	at Chattanooga (Aug 29, 2019)
Sacks By	2	vs Illinois State (Sep 14, 2019)
First Downs	23	at Chattanooga (Aug 29, 2019)
Penalties	6	at Indiana (Sep 07, 2019)
Penalty Yards	60	at Indiana State (09/21/2019)
Turnovers	4	at Indiana State (09/21/2019)
Interceptions By	2	at Chattanooga (Aug 29, 2019)
Punts	11	at Indiana (Sep 07, 2019)
Punting Avg	42.0	at Indiana State (09/21/2019)
Long Punt	53	vs Illinois State (Sep 14, 2019)
Punts inside 20	2	at Chattanooga (Aug 29, 2019)
	2	vs Illinois State (Sep 14, 2019)
Long Punt Return	2	at Chattanooga (Aug 29, 2019)

EASTERN ILLINOIS FOOTBALL
 Eastern Illinois Game Superlatives (as of Sep 21, 2019)
 All games

OPPONENT INDIVIDUAL GAME HIGHS

Rushes	23	Robinson,James, vs Illinois State (Sep 14, 2019)
Yards Rushing	146	Robinson,James, vs Illinois State (Sep 14, 2019)
TD Rushes	3	Robinson,James, vs Illinois State (Sep 14, 2019)
Long Rush	52	Robinson,James, vs Illinois State (Sep 14, 2019)
Pass attempts	27	Nick Tiano, at Chattanooga (Aug 29, 2019)
Pass completions	17	Nick Tiano, at Chattanooga (Aug 29, 2019)
Yards Passing	256	Nick Tiano, at Chattanooga (Aug 29, 2019)
TD Passes	2	Penix, Michael, at Indiana (Sep 07, 2019)
	2	Ramsey, Peyton, at Indiana (Sep 07, 2019)
Long Pass	69	Wilderman, Kurt, at Indiana State (09/21/2019)
Receptions	6	Bryce Nunnelly, at Chattanooga (Aug 29, 2019)
Yards Receiving	110	Hale, Donavan, at Indiana (Sep 07, 2019)
TD Receptions	1	Bryce Nunnelly, at Chattanooga (Aug 29, 2019)
	1	Hale, Donavan, at Indiana (Sep 07, 2019)
	1	Marshall, Miles, at Indiana (Sep 07, 2019)
	1	Walker, Ronnie, at Indiana (Sep 07, 2019)
	1	Hendershot, P., at Indiana (Sep 07, 2019)
	1	Morgan, Rontrez, at Indiana State (09/21/2019)
Long Reception	69	Morgan, Rontrez, at Indiana State (09/21/2019)
Field Goals	3	Nunez, Jerry, at Indiana State (09/21/2019)
Long Field Goal	48	Campbell, C., at Indiana (Sep 07, 2019)
Punts	8	Bohlken,JT, vs Illinois State (Sep 14, 2019)
Punting Avg	43.2	Colin Brewer, at Chattanooga (Aug 29, 2019)
Long Punt	55	Colin Brewer, at Chattanooga (Aug 29, 2019)
Punts inside 20	2	Colin Brewer, at Chattanooga (Aug 29, 2019)
	2	Whitehead, H., at Indiana (Sep 07, 2019)
	2	Bohlken,JT, vs Illinois State (Sep 14, 2019)
Long Punt Return	9	Ellis, David, at Indiana (Sep 07, 2019)
Long Kickoff Return	34	Uphoff,Christia, vs Illinois State (Sep 14, 2019)
Tackles	12	Griffith, Jonas, at Indiana State (09/21/2019)
Sacks	2.5	McKnight,Romeo, vs Illinois State (Sep 14, 2019)
Tackles For Loss	3.0	McKnight,Romeo, vs Illinois State (Sep 14, 2019)
Interceptions	1	Kameron Brown, at Chattanooga (Aug 29, 2019)
	1	Oyedele, Hameed, at Indiana State (09/21/2019)
	1	Glasco, Clayton, at Indiana State (09/21/2019)
	1	Bonner, Denzel, at Indiana State (09/21/2019)

EASTERN ILLINOIS FOOTBALL
 Eastern Illinois Game Superlatives (as of Sep 21, 2019)
 All games

OPPONENT TEAM GAME HIGHS

Rushes	51	vs Illinois State (Sep 14, 2019)
Yards Rushing	254	vs Illinois State (Sep 14, 2019)
Yards Per Rush	5.0	vs Illinois State (Sep 14, 2019)
TD Rushes	3	at Indiana (Sep 07, 2019)
	3	vs Illinois State (Sep 14, 2019)
Pass attempts	41	at Indiana (Sep 07, 2019)
Pass completions	30	at Indiana (Sep 07, 2019)
Yards Passing	441	at Indiana (Sep 07, 2019)
Yards Per Pass	10.8	at Indiana (Sep 07, 2019)
TD Passes	4	at Indiana (Sep 07, 2019)
Total Plays	75	at Indiana (Sep 07, 2019)
Total Offense	555	at Indiana (Sep 07, 2019)
Yards Per Play	7.4	at Indiana (Sep 07, 2019)
Points	52	at Indiana (Sep 07, 2019)
Sacks By	9	vs Illinois State (Sep 14, 2019)
First Downs	26	at Indiana (Sep 07, 2019)
Penalties	11	at Chattanooga (Aug 29, 2019)
Penalty Yards	119	at Chattanooga (Aug 29, 2019)
Turnovers	2	at Chattanooga (Aug 29, 2019)
	2	at Indiana State (09/21/2019)
Interceptions By	3	at Indiana State (09/21/2019)
Punts	8	vs Illinois State (Sep 14, 2019)
Punting Avg	43.2	at Chattanooga (Aug 29, 2019)
Long Punt	55	at Chattanooga (Aug 29, 2019)
Punts inside 20	2	at Chattanooga (Aug 29, 2019)
	2	at Indiana (Sep 07, 2019)
	2	vs Illinois State (Sep 14, 2019)
Long Punt Return	9	at Indiana (Sep 07, 2019)

EASTERN ILLINOIS FOOTBALL
 Eastern Illinois By-Quarter Statistics (as of Sep 21, 2019)
 All games

3rd-Down Conversions

Date	Opponent	Score	Overall	1st Qtr	2nd Qtr	3rd Qtr	4th Qtr	Overtime
Aug 29, 2019	at Chattanooga	L 10-24	8-20 40.0	1-4 25.0	2-6 33.3	0-4 0.0	5-6 83.3	
Sep 07, 2019	at Indiana	L 0-52	2-16 12.5	0-3 0.0	2-5 40.0	0-4 0.0	0-4 0.0	
Sep 14, 2019	ILLINOIS STATE	L 3-21	1-16 6.2	0-4 0.0	0-3 0.0	1-5 20.0	0-4 0.0	
09/21/2019	at Indiana State	L 6-16	3-13 23.1	0-2 0.0	1-5 20.0	2-4 50.0	0-2 0.0	
	Eastern Illinois		14-65 21.5	1-13 7.7	5-19 26.3	3-17 17.6	5-16 31.2	0-0 0.0
	Opponents		27-59 45.8	8-13 61.5	8-16 50.0	5-12 41.7	6-18 33.3	0-0 0.0

4th-Down Conversions

Date	Opponent	Score	Overall	1st Qtr	2nd Qtr	3rd Qtr	4th Qtr	Overtime
Aug 29, 2019	at Chattanooga	L 10-24	2-4 50.0	0-0 0.0	1-1 100.0	1-2 50.0	0-1 0.0	
Sep 07, 2019	at Indiana	L 0-52	1-2 50.0	0-0 0.0	0-0 0.0	1-1 100.0	0-1 0.0	
Sep 14, 2019	ILLINOIS STATE	L 3-21	2-5 40.0	1-1 100.0	0-1 0.0	0-0 0.0	1-3 33.3	
09/21/2019	at Indiana State	L 6-16	2-3 66.7	0-0 0.0	1-1 100.0	1-1 100.0	0-1 0.0	
	Eastern Illinois		7-14 50.0	1-1 100.0	2-3 66.7	3-4 75.0	1-6 16.7	0-0 0.0
	Opponents		1-5 20.0	0-0 0.0	0-0 0.0	0-2 0.0	1-3 33.3	0-0 0.0

Time of Possession

Date	Opponent	Score	Overall	1st Qtr	2nd Qtr	3rd Qtr	4th Qtr	Overtime
Aug 29, 2019	at Chattanooga	L 10-24	34:19	9:31	10:00	7:29	7:19	
Sep 07, 2019	at Indiana	L 0-52	27:25	6:08	8:35	7:33	5:09	
Sep 14, 2019	ILLINOIS STATE	L 3-21	27:42	5:35	6:52	7:44	7:31	
09/21/2019	at Indiana State	L 6-16	23:34	5:31	5:58	7:34	4:31	
	Eastern Illinois	Total	113:00	26:45	31:25	30:20	24:30	0:00
		Avg.	28:15	6:41	7:51	7:35	6:07	0:00
	Opponents	Total	127:00	33:15	28:35	29:40	35:30	0:00
		Avg.	31:45	8:18	7:08	7:25	8:52	0:00

EASTERN ILLINOIS FOOTBALL
Eastern Illinois Red-Zone Results (as of Sep 21, 2019)
All games

Eastern Illinois Inside Opponent Red-Zone

Date	Opponent	Score	Times In RZ	Times Scored	Total Pts	Rush TDs	Pass TDs	FGs Made	Failed to score inside RZ						
									FGA	Down	Int	Fumb	Half	Game	
Aug 29, 2019	at Chattanooga	L 10-24	4	2	10	1	0	1	1	0	0	0	1	1	0
Sep 07, 2019	at Indiana	L 0-52	0	0	0	0	0	0	0	0	0	0	0	0	0
Sep 14, 2019	ILLINOIS STATE	L 3-21	3	1	3	0	0	0	1	1	1	0	0	0	0
09/21/2019	at Indiana State	L 6-16	1	1	6	1	1	0	0	0	0	0	0	0	0
Totals			8	4	19	2	1	1	2	1	1	0	1	1	0
4 of 8 (50.0%)															

Opponents Inside Eastern Illinois Red-Zone

Date	Opponent	Score	Times In RZ	Times Scored	Total Pts	Rush TDs	Pass TDs	FGs Made	Failed to score inside RZ						
									FGA	Down	Int	Fumb	Half	Game	
Aug 29, 2019	at Chattanooga	L 10-24	4	3	17	2	2	0	1	1	0	0	0	0	0
Sep 07, 2019	at Indiana	L 0-52	6	5	35	5	3	2	0	0	1	0	0	0	0
Sep 14, 2019	ILLINOIS STATE	L 3-21	2	2	14	2	2	0	0	0	0	0	0	0	0
09/21/2019	at Indiana State	L 6-16	5	3	9	0	0	0	3	1	0	0	0	1	0
Totals			17	13	75	9	7	2	4	2	1	0	0	1	0
13 of 17 (76.5%)															