



EASTERN ILLINOIS

# EASTERN ILLINOIS PANTHER FOOTBALL

Contact: Rich Moser • rlmoser@eiu.edu • (217) 581-7480 • www.EIUPanthers.com • @EIU\_Panthers

## GAME 10



### COACHES:

**Adam Cushing (Univ. of Chicago, 2002)**  
 EIU Record.....0-9 (1st)  
 OVC Record.....0-5 (1st)  
 vs. Tennessee State.....0-0

**Rod Reed (Tennessee State, 1989)**  
 TSU Record.....55-53 (11th year)  
 OVC Record.....28-42 (11th year)  
 Overall Record.....Same  
 vs. Eastern Illinois.....2-8

### SERIES

23rd meeting, EIU leads 14-8  
**Last:** TSU 41, @EIU 40 on Sept. 22, 2018

### RANKINGS

Eastern Illinois ..... / ---  
 Tennessee State ..... / ---  
 ..... *STATS Media/AFCA Coaches*

### RADIO

Panther Radio Network  
 Hit Mix 88.9 FM, WSVZ 98.3 FM,  
 WHOW 1520 AM & WMKR 94.3 FM  
[www.network1sports.com/station/wsvz](http://www.network1sports.com/station/wsvz)  
[www.weiui.net/hitmix/](http://www.weiui.net/hitmix/)  
 Play-by-Play..... Mike Bradd  
 Analyst..... Jack Ashmore

### TELEVISION

ESPN+  
 Play-by-Play..... Howard Gentry Jr  
 Analyst..... Derick Fleming

### FOLLOW-US

Live Stats..... tsutigers.com  
 Live Video..... ESPN+  
 Facebook..... EIUPanthers  
 Twitter..... @EIU\_Panthers  
 Instagram..... eiupanthernation  
 FB Twitter..... @EIUPantherFB

#RunWithUs

## EIU Travels To Tennessee State

Eastern Illinois at Tennessee State  
**Hale Stadium (10,000) • Nashville, Tenn.**  
**Nov. 9, 2019 • 2 p.m. • TV: ESPN+**

### NOTES TO KNOW

- Eastern Illinois fell to 0-9 on the season and 0-5 in the Ohio Valley Conference as the Panthers lost on Oct. 26 to Eastern Kentucky for EIU's homecoming game. EIU scored late in the fourth quarter to lose 33-6. Tennessee State enters at 2-7 overall, 1-4 in the OVC which includes an upset win over then nationally ranked Austin Peay.
- Eastern Illinois heads to Music City to face Tennessee State coming off the bye week for the Panthers. Since the 2012 season, EIU is 5-2 coming off a bye week including a 52-21 win over Austin Peay last season. The previous year, EIU had its bye week in the second to last week of the season returning to lose the season finale 28-13 at Austin Peay.
- Dytarious Johnson added to his season total for tackles for loss against Eastern Kentucky as he now has 13 tackles for loss for the season. Johnson enters the week leading the OVC in tackles for loss and ranked 25th in the FCS. This year Johnson has moved into the EIU career top ten for tackles for loss as he ranks seventh all-time with 36 TFL.

• Eastern Illinois will be playing a game at Tennessee State's Hale Stadium for the only the second time in program history. The last time EIU played at the Tigers on-campus venue was Dec. 4, 1982 when the two teams met in the FCS playoff quarterfinals. TSU would win the game 20-19 but later forfeit the win due to an ineligible player.

### THE SERIES

• Eastern Illinois and Tennessee State will be meeting for the 23rd time on Saturday and for only the second time at the Tigers on-campus venue, Hale Stadium. EIU holds a 14-8 all-time series lead but the Tigers snapped a six game win streak by the Panthers last season with a 41-40 win in Charleston. The last four games in the series have been evenly matched with all four decided by a field goal or less including two of the contests decided in overtime. TSU's last win over EIU in Nashville was Nov. 8, 2008 a 45-24 win.

Eastern Illinois (0-9, 0-5 OVC)			Tennessee State (2-7, 1-4 OVC)		
Date	Opponent	Score/Time	Date	Opponent	Score/Time
Aug. 29	at Chattanooga	L 10-24	Aug. 31	MISSISSIPPI VALLEY ST	W 26-20
Sept. 7	at Indiana	L 0-52	Sept. 7	at Middle Tennessee	L 26-45
Sept. 14	ILLINOIS STATE	L 3-21	Sept. 14	vs. Jackson State	L 44-49
Sept. 21	at Indiana State	L 6-16	Sept. 21	ARKANSAS PINE BLUFF	L 31-37
Sept. 28	• TENNESSEE TECH	L 29-40	Sept. 28	• at Eastern Kentucky	L 14-42
Oct. 5	• at Murray State	L 17-24	Oct. 5	• at Jacksonville State	L 23-31
Oct. 12	• JACKSONVILLE STATE	L 20-28	Oct. 12	• MURRAY STATE	L 17-31
Oct. 19	• at UT Martin	L 18-27	Oct. 19	• AUSTIN PEAY	W 26-24
Oct. 26	• EASTERN KENTUCKY	L 6-33	Nov. 2	• SOUTHEAST MISSOURI	L 13-32
Nov. 9	• at Tennessee State	2 pm	Nov. 9	• EASTERN ILLINOIS	2 pm
Nov. 16	• SOUTHEAST MISSOURI	12 pm	Nov. 16	• at UT Martin	2 pm
Nov. 23	• at Austin Peay	2 pm	Nov. 23	• at Tennessee Tech	1:30 pm
• Ohio Valley Conference Game <i>All Times Central</i>			• Ohio Valley Conference Games <i>All Times Central</i>		

**2019 STATS FCS MEDIA -- (Week 10)**

Rk.	Team	2019 Record
1.	North Dakota State (155)	9-0
2.	James Madison (1)	8-1
3.	Weber State	7-2
4.	South Dakota State	7-2
5.	Northern Iowa	6-3
6.	Montana	7-2
7.	Central Arkansas	7-2
8.	Sacramento State	6-3
9.	Furman	6-3
10.	Princeton	7-0
11.	Illinois State	6-3
12.	Montana State	6-3
13.	Dartmouth	7-0
14.	North Carolina A&T	6-2
15.	Kennesaw State	7-2
16.	Florida A&M	8-1
17.	Southeast Missouri	6-3
18.	Villanova	6-3
19.	Monmouth	7-2
20.	Central Connecticut	8-1
21.	Towson	5-4
22.	North Dakota	5-3
23.	New Hampshire	5-3
24.	Wofford	5-3
25.	Nicholls	5-4

**2019 AFCA FCS COACHES -- (Week 10)**

Rk.	Team	2019 Record
1.	North Dakota State (26)	9-0
2.	James Madison	8-1
3.	Weber State	7-2
4.	South Dakota State	7-2
5.	Montana	7-2
6.	Central Arkansas	7-2
7.	Northern Iowa	6-3
8.	Sacramento State	6-3
9.	Princeton	7-0
10.	Furman	6-3
11.	Kennesaw State	7-2
12.	Illinois State	6-3
13.	Dartmouth	7-0
14.	Montana State	6-3
T15.	Florida A&M	8-1
T15.	North Carolina A&T	6-2
17.	Central Connecticut	8-1
18.	Southeast Missouri	6-3
19.	Villanova	6-3
20.	Monmouth	7-2
21.	Towson	5-4
22.	North Dakota	5-3
23.	Wofford	5-3
24.	Austin Peay	6-3
25.	New Hampshire	5-3

- Eastern Illinois pass defense stepped up in the Panthers last game against Eastern Kentucky holding the Colonels to only 14 yards passing. The total was the fifth lowest allowed by EIU in school history. EKU attempted ten passes with one intercepted by Dytariious Johnson. As a team EIU currently ranks 40th in the FCS and 2nd in the OVC in pass defense.

- Senior Cornelius Page has been a big part of the Panthers solid pass defense this season seeing time at both corner and safety. Page enters the weekend ranked 16th in the FCS and first in the OVC in passes defended. He has two interceptions this year to go along with ten pass break-ups. Page is currently tied for seventh on the EIU single season pass break-up list with Ray McElroy. The single season record is 16 set by Ben Brown in 2004.

- The Panthers other corner Mark Williams is also having a solid season in pass defense as he has five pass break-ups this year. Against UT Martin, Williams moved closer to the Panthers career top ten for pass break-ups as he now ranks 11th with 20. He needs one more pass break-up this season to tie Antonie Johnson and Jeff Mills for ninth all-time at EIU.

- Eastern Illinois forced two turnovers in its last game against Eastern Kentucky with a Dytariious Johnson interception and a D'Mitri George fumble recovery. The fumble was forced by BJ Ojo. EIU now has 15 turnovers gained for the season which ranks 40th in the FCS and fourth in the OVC. The Panthers have now forced at least one turnover in six straight games and have recovered at least one fumble in four straight contests. Johnson and George both currently rank 15th in the FCS and 1st in the OVC this season with two fumble recoveries each.

- Linebacker Sean Williams continues his solid season as he led the Panthers with 11 tackles against Eastern Kentucky. It was the second time this season that Williams has led the Panthers in tackles in a game. He has seven against Tennessee Tech. He is currently sixth on the team with 35 tackles.

- Senior Joe Caputo made eight tackles against Eastern Kentucky as he has slowly returned to the line-up. Caputo missed three games with a foot injury but still ranks second on the team this year with 42 tackles. He has finished first or second on the team in tackles in five of the six games he has played.

- Eastern Illinois defense has been one of the better units in limiting damage in the red zone this season. The Panthers have had teams drive into the red zone 38 times this season but come away with just 22 touchdowns. Of the 40 teams allowing 37 or more red zone attempts this season, EIU currently ranks fourth on the list in fewest touchdowns allowed. Houston Baptist and Idaho State are first with 20 touchdowns allowed followed by Jacksonville State with 21 touchdowns.

- Eastern Illinois has opened the season 0-9 which is the most consecutive losses to open a season in the school's NCAA Division I history. The last time EIU started a season 0-9 was 1977 when EIU opened the year 0-10.

## 2019 OVC Standings

Team	OVC	Pct.	All	Pct.
UT Martin	5-1	.833	6-3	.667
Austin Peay	4-1	.800	6-3	.667
Southeast Missouri	4-1	.800	6-3	.667
Eastern Kentucky	3-2	.600	5-4	.556
Jacksonville State	3-3	.500	6-4	.600
Tennessee Tech	2-3	.400	5-4	.556
Murray State	2-4	.333	4-6	.600
Tennessee State	1-4	.200	2-7	.222
Eastern Illinois	0-5	.000	0-9	.000

## This Week In OVC Football

### Saturday, November 9

Eastern Kentucky at Southeast Missouri	..... 1 pm
Jacksonville State at Tennessee Tech	..... 1:30 pm
Eastern Illinois at Tennessee State	..... 2 pm
UT Martin at Austin Peay	..... 3 pm

## Eastern Illinois 2019 Captains

Eastern Illinois voted on team captains for the 2019 season with Jaylon Banks, Joe Caputo, Terrell Greer, Austin Johnson and James Sheehan being elected.

## OVC Predicted Order Of Finish

1. Jacksonville State (14)	..... 126
2. Southeast Missouri (4)	..... 115
3. Eastern Kentucky	..... 98
4. Austin Peay	..... 70
5. Murray State	..... 61
Tennessee State	..... 61
7. UT Martin	..... 60
8. Eastern Illinois	..... 35
9. Tennessee Tech	..... 22

*(first place votes in parenthesis)*

## Eastern Illinois Players On All-OVC Preseason Team

Terrell Greer - Defensive Line

## 2019 OVC Players of the Week

- Senior super back James Sheehan continues his march towards the Eastern Illinois career receiving charts. Sheehan caught one pass in the Panthers last game for five yards as he now has 940 career receiving yards. He needs 60 more yards to become the 33rd player in school history with 1,000 receiving yards.

- Eastern Illinois was 0-for-15 on 3rd down conversions against Eastern Kentucky as the Panthers are now converting at 25.8 percent on third downs this year. The last time EIU did not convert a 3rd down in a game was Sept. 12, 2015 against Northwestern (0-for-11).

- The Panthers offense has made sure to take advantage of all four offensive downs this season as EIU ranks first in the FCS in fourth down attempts. EIU has gone for it 37 times this season on fourth down converting 21 times for a 56.8 percent clip to rank 32nd in the FCS. The next closest team in the FCS is Davidson with 34.

- Transfer wide receiver Isaiah Hill continues to be a go-to weapon for the Panthers offense this season. Hill has moved into a tie for the team lead with 35 receptions and is the team leader with 300 yards and three touchdown receptions. He ranks 47th in receptions per game in the FCS. Against UT Martin, Hill caught 15 passes which is the fourth most in a single game in school history.

- Graduate transfer running back Chris Walker continues to lead the Panthers ground game on the season. Walker has 261 yards on the season with one touchdown. Freshman Jaelin Benefield has 227 yards this season with three rushing touchdowns. So far this season EIU has failed to produce a 100-yard rusher in a game. Walker has the best effort of the season with 60 yards at UT Martin.

- Eastern Illinois was held to a season low 89 yards of total offense in its last game against Eastern Kentucky. The Panthers had 69 of those yards on the final drive as Harry Woodbery connected with Isaiah Hill for a touchdown. The 89 yards of total offense was the second lowest total in school history. The lowest was 76 yards on Oct. 13, 1973 at Youngstown State.

- Eastern Illinois has been one of the least penalized teams in the nation this season as the Panthers have committed just 49 penalties for 418 yards. The 46.4 yards of penalties per game is 30th in the FCS and first in the Ohio Valley Conference.

- Quarterback Harry Woodbery completed just nine passes in the Panthers last game against Eastern Kentucky but did a nice job of spreading the ball around. Woodbery connected with eight different receivers in the game. Only Isaiah Hill had multiple catches with two. Eric Rooks and Robbie Lofton both hauled in the longest passes of the day with 13-yard receptions. Lofton had missed the last two games due to injury after catching ten passes for 124 yards earlier this year against Tennessee Tech.

**EIU HEAD COACH ADAM CUSHING**

Adam Cushing was hired as the 25th head coach in Eastern Illinois football history on Dec. 9, 2018. A Chicago native, Cushing made an immediate impact on the recruiting trail as the Panthers brought in more than 40 new players this season with a majority from the state of Illinois. Cushing came to EIU following a 15-year stint as an assistant coach at Northwestern where he coached the offensive line since 2009. He played collegiate football at the University of Chicago graduating in 2002. Complete Coach Adam Cushing bio available on page 6 of EIU game notes...

**TENNESSEE STATE HEAD COACH ROD REED**

Rod Reed took over as head coach of his alma mater in 2010 and has had success with the Tigers program posting a 55-53 record. TSU advanced to the second round of the FCS playoffs in 2013. A former defensive standout for TSU, Reed is again emphasizing a hard hitting defensive approach. Reed played at TSU in the 1980's earning his degree in 1989. As a player he set the school record for tackles and was part of TSU's 1986 NCAA I-AA playoff team. He was the defensive coordinator and associate head coach in 2009 for the program before taking over as head coach following that season.

**SCOUTING TENNESSEE STATE**

Tennessee State enters the game featuring one of the most dynamic offensive players in the FCS. Wide receiver Chris Rowland has hauled in 89 passes for 1,234 yards this season as he leads the nation in both categories. In addition Rowland is a kick and punt returner for the Tigers with one touchdown return this season. Cameron Rosendahl triggers the offensive attack with 2,466 yards passing this season. On defense TSU is led by Terry Straughter with 57 tackles and five tackles for loss. Ronnie Killings has 52 tackles to rank second on the team.

**ON THIS DATE IN EIU HISTORY**

*Nov. 9, 1974* - Eastern Illinois scored in the first, second and third quarters as the Panthers closed the season with a 17-0 win over Missouri Rolla. Steve Hagenbruch and Gerald Bell both scored rushing touchdowns while Jeff Sanders knocked home a field goal in the third quarter.

**PREVIOUS NOVEMBER 9 EASTERN ILLINOIS CONTESTS**

Eastern Illinois football will be playing a game on November 9th for the 17th time in program history. The Panthers are 9-7 in their prior Nov. 9 contests.

Nov. 9, 2013	W 37-17 at Murray State
Nov. 9, 2002	W 55-43 vs UT Martin
Nov. 9, 1996	W 41-21 at Southeast Missouri
Nov. 9, 1991	L 26-28 at Western Kentucky
Nov. 9, 1985	L 20-21 at Northern Iowa
Nov. 9, 1974	W 17-0 vs. Missouri Rolla
Nov. 9, 1968	W 60-19 at Wayne State
Nov. 9, 1963	L 6-15 at Hope College
Nov. 9, 1958	W 20-12 vs. Illinois State
Nov. 9, 1957	L 7-39 at Illinois State
Nov. 9, 1946	L 0-13 vs. Indiana State
Nov. 9, 1940	W 22-6 vs. Southern Illinois
Nov. 9, 1935	L 2-18 at Indianapolis
Nov. 9, 1934	L 0-13 at Illinois State
Nov. 9, 1917	W 24-0 vs. Southern Illinois
Nov. 9, 1912	W 38-7 at Millikin

**TALE OF THE TAPE**



Points Per Game.....	12.1	24.7
Average Points Allowed.....	29.4	34.6
First Downs.....	140	194
Rushing Yards Per Game.....	86.3	131.7
Rushing Touchdowns.....	6	12
Passing Yards Per Game.....	174.6	285.7
Passing Touchdowns.....	7	12
Average Yards Per Game.....	260.9	417.3
Interceptions Thrown.....	11	10
Fumbles - Lost.....	21-8	11-8
Turnovers Gained.....	15	9
Punting Average.....	34.9	41.7
Field Goals (ATT/MADE).....	4-of-7	17-of-20
3rd Down Conversions.....	39-of-154 (28%)	54-of-130 (42%)
4th Down Conversions.....	21-of-37 (57%)	4-of-10 (40%)
Sacks By (Yards).....	10 (79)	9 (45)
Penalties (Yards).....	49 (418)	68 (562)
Time of Possession (Game).....	29:06	30:18

**Statistical Leaders**

**RUSHING YARDS (Touchdowns)**

<b>EASTERN ILLINOIS</b>		<b>TENNESSEE STATE</b>	
Chris Walker.....	261 (1)	Te'kendrick Roberson..	568 (5)
Jaelin Benefield.....	227 (3)	Seth Rowland.....	309 (2)

**PASSING YARDS (Touchdowns)**

<b>EASTERN ILLINOIS</b>		<b>TENNESSEE STATE</b>	
Harry Woodbery.....	1,308 (5)	Cameron Rosendahl.....	2,466 (11)
.....	.....	Michael Hughes.....	100 (1)

**RECEPTIONS (Yards)**

<b>EASTERN ILLINOIS</b>		<b>TENNESSEE STATE</b>	
Isaiah Hill.....	35 (300)	Chris Rowland.....	89 (1,234)
Jaelin Benefield.....	35 (267)	Steven Newbold.....	44 (662)
Robbie Lofton.....	23 (247)	Al-Malik Mmore.....	13 (214)

**TACKLES**

<b>EASTERN ILLINOIS</b>		<b>TENNESSEE STATE</b>	
Dytarious Johnson.....	58	Terry Straughter.....	57
Joe Caputo.....	42	Ronnie Killings.....	52
Raymond Crittenden.....	41	Rahshaun Epting.....	45
Bryce Dewberry.....	39	Jahsun Bryant.....	41
Antonio Crosby.....	39	Josh Green.....	40

**TACKLES FOR LOSS / SACKS**

<b>EASTERN ILLINOIS</b>		<b>TENNESSEE STATE</b>	
Dytarious Johnson.....	13.....4	Dante Ferguson.....	7.....0.5
Terrell Greer.....	6.....0.5	Terry Straughter.....	5.....0
Sean Williams.....	4.....0	Rahshaun Epting.....	3.....2

**Eastern Illinois In The  
OVC/NCAA Stats  
2019**

**TEAM**

TEAM	NCAA	OVC
Rushing Offense	115th	9th
Passing Offense	99th	8th
Passing Efficiency	123rd	9th
Total Offense	121st	9th
Scoring Offense	123rd	9th
Rushing Defense	58th	6th
Pass Defense	40th	2nd
Pass Efficiency Def.	102nd	8th
Total Defense	37th	3rd
Scoring Defense	74th	7th
Net Punting	103rd	8th
Punt Returns	121st	9th
Kickoff Returns	115th	6th
Turnover Margin	82nd	7th
Turnovers Gained	40th	4th
Sacks	113th	8th
Tackles For Loss	38th	3rd
Sacks Allowed	68th	4th
3rd Down Conversion	124th	9th
4th Down Conversion	38th	4th
3rd Down Defense	82nd	5th
Red Zone Offense	120th	8th
Red Zone Defense	56th	5th
Time of Possession	84th	7th

**INDIVIDUAL (Top 50)**

TEAM	NCAA	OVC
Isaiah Hill (Receptions per game)	47th	4th
Dytariious Johnson (Fumbles Recovered)	15th	1st
D'Mitri George (Fumbles Recovered)	15th	1st
Cornelius Page (Passes Defended)	16th	2nd
Dytariious Johnson (Tackles for Loss)	27th	1st

**SHUT OUT STREAK ENDS**

Eastern Illinois had a 139 game streak of not being shut out in a game end Sept. 12, 2015 at Northwestern during 41-0 loss. The last time EIU had been shut out was Oct. 11, 2003 during a 41-0 loss versus Eastern Kentucky. In the 2015 season opener EIU had its streak of consecutive games scoring a touchdown end at 65 after the Panthers were held out of the end zone. The last time EIU had failed to score a touchdown was October 10, 2009 at Penn State. EIU's longest streak of consecutive games without being shutout was 197 from 1977-1997 which ranks fourth all-time among FCS schools.

**Longest EIU Streaks**

197 (1997-97) ended 8/28/97 at Western Illinois  
139 (2003-15) ended 9/12/15 at Northwestern

**OVC SUCCESS**

Eastern Illinois was the OVC's most successful school in terms of wins during the first decade of the 2000's as the Panthers posted 72 wins during that span. EIU leads the conference with the most post-season appearances since the Panthers joined the league in 1996.

**(FCS Playoff Appearances Since 1996)**

- 11 - Eastern Illinois
- 8 - Jacksonville State
- 5 - Eastern Kentucky
- 3 - Tennessee State
- 2 - Murray State
- 2 - Southeast Missouri
- 1 - UT Martin
- 1 - Tennessee Tech
- 1 - Western Kentucky

**EIU NCAA FBS TRANSFERS**

- 84 - Ryan James (Purdue)
- 89 - Eric Rooks (Hawai'i)

**ESPN3 OVC GAME OF THE WEEK**

Eastern Illinois football has been selected for two OVC Football Game of the Week matchups for the 2019 season...

Sept. 28 EIU vs. Tennessee Tech at 4 pm



**NCAA PLAYOFF APPEARANCES**

**School.....# Appearances (Last)**

Montana	24 (2015)
Eastern Kentucky	21 (2014)
Northern Iowa	20 (2018)
Appalachian State*	20 (2012)
Georgia Southern*	19 (2012)
Furman	17 (2017)
<b>EASTERN ILLINOIS</b>	<b>16 (2015)</b>
New Hampshire	16 (2017)
McNeese State	16 (2015)
Delaware	16 (2018)
James Madison	15 (2018)

\* moved to the FBS level in 2013

**FCS Division I Playoffs**

- 1982 - Quarterfinals
- 1983 - First Round
- 1986- Quarterfinals
- 1989 - Quarterfinals
- 1995 - First Round
- 1996 - First Round
- 2000 - First Round
- 2001 - First Round
- 2002 - First Round
- 2005 - First Round
- 2006 - First Round
- 2007 - First Round
- 2009 - First Round
- 2012 - First Round
- 2013 - Quarterfinals
- 2015 - First Round



**Division II Playoffs**

- 1978 (National Champions)
- 1980 (National Runners-up)

**FCS PLAYOFF APPEARANCES  
SINCE 2000**

**School.....# Appearances (Last)**

New Hampshire	14 (2017)
Montana	13 (2015)
Northern Iowa	11 (2018)
Appalachian State *	11 (2012)
<b>EASTERN ILLINOIS</b>	<b>10 (2015)</b>
Eastern Washington	10 (2018)
James Madison	10 (2018)

\* moved to the FBS level in 2013



## ADAM CUSHING

Eastern Illinois  
 Head Football Coach  
 1st year at Eastern Illinois  
 (University of Chicago, 2002)

### Eastern Illinois

- Hired as 25th head coach in program history – Dec. 9, 2018

### Northwestern

- Coached 15 years on NU Staff, 13 seasons under Coach Pat Fitzgerald
- Team won Big Ten Conference West Division in 2018 (8-1 record)
- Helped coach team to win over Utah in 2018 Holiday Bowl in final game at Northwestern
- Coached Offensive Line for Wildcats since 2009
- Coached Superbacks position in 2008
- Coached Tight Ends & H-Backs in 2005-07
- Served as recruiting coordinator from 2008-10
- Graduate assistant coach in 2004
- Twice named one of Big Ten Top Recruiters by Rivals.com & ESPN.com
- Coached Drake Dunsmore (Freshman All-Big Ten / 7th Round NFL Pick)
- Offensive Line Blocked For Five (5) 1,000 yard rushers
- Offensive Line allowed fewest sacks in Big Ten in 2012
- Coached two selections to the East-West Shrine Game
- Coached Three Academic All-Americans
- Coached Seven All-Big Ten Offensive Line Selections
- Helped coach team to Ten (10) post-season Bowl appearances
- Coached two-time Rimington Award candidate Ben Burkett
- Coached Brandon Vitabile, a finalist for the William V. Campbell Trophy
- Coached offensive line that blocked for NCAA record plays vs. Auburn  
 --- 115 offensive plays in 2010 Outback Bowl  
 --- helped quarterback Mike Kafka set Outback Bowl record
- Coached offensive line unit that ranked in top four in Big Ten

### University of La Verne

- Assistant Coach in 2002 & 2003
- Coached Tight Ends in 2002
- Coached Offensive Line in 2003

### Personal

- Played collegiately at University of Chicago
- Three-time All-University Athletic Association Selection (1999-01) at Tight End
- Helped team win two UAA titles in 1998 & 2000
- Finished career with 72 receptions, 10th on University of Chicago all-time list
- Bachelor's Degree from University of Chicago in 2002 (Psychology)
- Master's Degree from University of La Verne in 2004
- Brother Matt Cushing played six years in National Football League (Pittsburgh)
- He and wife Dr. Jaime Cushing, DDS, have three children – Abigail, Dana and Alexander
- Native of Chicago, Illinois (attended Chicago Mt. Carmel HS)

### CAREER

Head Coach - Eastern Illinois (2019--)  
 Offensive Line Coach - Northwestern (2009-18)  
 Superbacks Coach - Northwestern (2008)  
 Tight Ends Coach - Northwestern (2005-07)  
 Graduate Assistant - Northwestern (2004)  
 Offensive Line Coach - La Verne (2003)  
 Tight Ends Coach - La Verne (2002)

### POST SEASON APPEARANCES

2018 - Holiday Bowl (Northwestern)  
 2017 - Music City Bowl (Northwestern)  
 2016 - Pinstripe Bowl (Northwestern)  
 2015 - Outback Bowl (Northwestern)  
 2012 - Gator Bowl (Northwestern)  
 2011 - Mieneske Car Care Bowl of Texas (Northwestern)  
 2010 - TicketCity Bowl (Northwestern)  
 2009 - Outback Bowl (Northwestern)  
 2008 - Alamo Bowl (Northwestern)  
 2005 - Sun Bowl (Northwestern)

### PLAYING CAREER

Played at University of Chicago (1998-01)  
 Tight End

1998 - UAA Champions  
 2000 - UAA Champions

1999-01 - 3-time All-UAA selection at tight end

### EDUCATION

Bachelor's - University of Chicago, 2002  
 Master's - University of La Verne, 2004

### FAMILY

Wife: Dr. Jaime Cushing  
 Children: Abigail, Dana, Alexander





**Adam Cushing**  
Head Coach  
(1st year)  
Univ. of Chicago, 2002



**Chris Bowers**  
Def. Coordinator  
(1st year)  
Wittenberg Univ., 1999



**John Kuceyeski**  
Off Cord. / Super Backs  
(1st year)  
Penn State, 2009



**Benny Boyd**  
Special Teams / Corners  
(1st year)  
Aurora Univ., 2000



**Chris Batti**  
Quarterbacks  
(1st year)  
Illinois, 2008



**Deonte' Gibson**  
Defensive Line  
(1st year)  
Northwestern, 2015



**Adam Gristick**  
Linebackers  
(2nd year)  
Eastern Illinois, 2015



**Dan Hernandez**  
Offensive Line  
(1st year)  
Upper Iowa, 2009



**Shane Kelly**  
Assistant Offensive Line  
(1st year)  
Eastern Illinois, 2012



**Mark Philmore II**  
Wide Receivers  
(1st year)  
Northwestern, 2006



**Neal Renna**  
Safeties  
(1st year)  
Heidelberg Univ., 2011



**Jesse Walton**  
Outside Linebackers  
(1st year)  
Butler, 2000



**Omar Young**  
Running Backs  
(1st year)  
Savannah State, 2005



**Collin Geier**  
Defensive Quality Control  
(1st year)  
Missouri, 2019



**Sergio Medina Jr**  
Offensive Quality Control  
(1st year)  
Eastern Illinois, 2012



**Joe Orozco**  
Dir. of Football Performance  
(1st year)  
North Central, 2012



**Matt Wright**  
Dir. Football Operations  
(3rd year)  
Florida State



**Jordan Sanders**  
Quality Control Recruiting  
(1st year)  
Emporia State, 2014



**Clint Bays**  
Equipment Manager  
(12th year)  
Eastern Illinois



**Jason Heiar**  
Football Athletic Trainer  
(6th year)  
Iowa, 2000

# EIU LAST TIME IT HAPPENED

## Eastern Illinois Football The Last Time It Happened....

### Passed for more than 300 yards...

Harry Woodbery, 334, vs. Tennessee Tech (Sept. 28, 2019)

### Passed for more than 400 yards...

Johnathan Brantley, 443, vs. Indiana State (Sept. 15, 2018)

### Threw four touchdown passes...

Harry Woodbery, 5, at Tennessee Tech (Sept. 29, 2018)

Johnathan Brantley, 4, vs. Indiana State (Sept. 15, 2018)

### Rushed for more than 200 yards...

Isaiah Johnson, 236, at Murray State (Oct. 14, 2017)

### Rushed for three touchdowns...

Isaiah Johnson, 3, vs. Austin Peay (Nov. 10, 2018)

### Rushed for four touchdowns...

J.R. Taylor, 4 vs. Florida Atlantic (Nov. 16, 2002)

### Had 12 Receptions...

Isaiah Hill 15, at UT Martin (Oct. 19, 2019)

Erik Lora, 21 vs. Murray State (Sept. 22, 2012) \*\* OVC & EIU Single Game Record

Erik Lora, 18 vs. Towson (Dec. 13, 2013) \*\* FCS Playoff Single Game Record

### Had 3 touchdown receptions...

Alexander Hollins, 3, at Arkansas (Sept. 1, 2018)

Alexander Hollins, 3, vs. Indiana State (Sept. 15, 2018)

### Had 200 yards receiving...

Erik Lora, 269 vs. Murray State (Sept. 22, 2012) \*\* EIU Single Game Record

Adam Drake, 225 at UT Martin (Nov. 23, 2013)

### Returned a punt for a touchdown...

Erik Lora, 1, vs. Tennessee Tech (Nov. 2, 2013) - (80 yards)

Shepard Little, 1, vs. Tennessee Tech (Nov. 2, 2013) - (75 yards)

Shepard Little, 1 at San Diego State (Aug. 31, 2013) - (60 yards)

### Returned a kick-off for touchdown...

Matt Reyna, 1, vs. Indiana State (Sept. 15, 2018) - (96 yards)

### Returned an interception for touchdown...

Bryce Dewberry, 1, vs. UT Martin (Oct. 20, 2018) - (61 yards)

### Returned a fumble for touchdown...

Raymond Crittenden, 1, at UT Martin (Oct. 19, 2019) - (51 yards)

### Recorded a safety...

Robert Haynes, 1 at Illinois State (Sept. 13, 2014) - combined with Taylor

Laquesse Taylor, 1 at Illinois State (Sept. 13, 2014) - combined with Haynes

Team at UT Martin (Nov. 14, 2015) - blocked punt out of end zone

### Blocked a punt...

Julian Hess vs. Illinois State (Sept. 16, 2017) - returned for touchdown

### Returned a blocked punt for touchdown - blocked by...

Mack Weaver, 1 vs. Illinois State (Sept. 16, 2017)... - Julian Hess

### Blocked a field goal...

Terrell Greer & Mack Weaver, 1, at Murray State (Oct. 14, 2017)

### Returned a blocked field goal for touchdown - blocked by...

Rashad Haynes, 1 vs. Samford (Nov. 17, 2007) - Trevor Frericks

### \*\*\*Returned a point after attempt for 2-point conversion...

Bradley Dewberry at Western Illinois (Sept. 3, 2015) - first in school history

### EIU scored a two-point conversion

- (Rush) - J.R. Taylor, 2, at Murray State (Nov. 23, 2002)

- (Pass) - Isaiah Hill from Harry Woodbery, at UT Martin (Oct. 19, 2019)

### Won a game on a field goal...

Nick Bruno, 38 yards vs. UT Martin (Oct. 20, 2018) - overtime

### Had 15 or more tackles on defense...

Pono Choy, 15, at Miami of Ohio (Sept. 10, 2016)

### Had 3 or more sacks on defense...

Kory Lothe, 4 vs. Tennessee Tech (Nov. 8, 2003)

### Had 4 or more tackles for loss on defense...

Dytarious Johnson, 4 at UT Martin (Oct. 19, 2019)

### Recovered an onside kick...

Camden Meade, 1, at Southeast Missouri (Nov. 17, 2018)

### Offensive Lineman Scored a Touchdown

Scott Taylor 1, at Austin Peay (Oct. 3, 2015) --- picked up fumble for 12-yard TD rush

# 2019 EASTERN ILLINOIS TOUCHDOWNS

Qtr.....	Play .....	Opponent
2.....	Nick Stricker 7 pass from Johnathan Brantley .....	Chattanooga
3.....	Harry Woodbery 4 run .....	Indiana State
1.....	Xander Richards 20 pass from Harry Woodbery .....	Tennessee Tech
3.....	Jaelin Benefield 2 run.....	Tennessee Tech
4.....	Jaelin Benefield 1 run.....	Tennessee Tech
4.....	Cooks 9 pass from Harry Woodbery .....	Tennessee Tech
2.....	Jaelin Benefield 5 pass from Harry Woodbery .....	Murray State
4.....	Chris Walker 3 run .....	Murray State
1.....	Isaiah Hill 25 pass from Harry Woodbery .....	Jacksonville State
3.....	Jaelin Benefield 3 run .....	Jacksonville State
4.....	Isaiah Hill 10 run .....	Jacksonville State
1.....	Raymond Crittenden 51 fumble return .....	UT Martin
4.....	Isaiah Hill 10 pass from Harry Woodbery .....	UT Martin
4.....	Isaiah Hill 10 pass from Harry Woodbery .....	Eastern Kentucky

## EASTERN ILLINOIS NFL CONNECTION

### SAN FRANCISCO 49ers

Jimmy Garoppolo - Quarterback

### PHILADELPHIA EAGLES

Kamu Grugier-Hill - Linebacker

### NEW ORLEANS SAINTS

Sean Payton - Head Coach

### CHICAGO BEARS

Ryan Pace - General Manager

### HOUSTON TEXANS

Tim Kelly - Offensive Coordinator

### MINNESOTA VIKINGS

Alexander Hollins - Wide Receiver (Practice Squad)



**TEAM GAME RECORDS**

**TOTAL OFFENSE:**

739.....vs. Illinois State.....	Sept. 14, 2013
704.....at UT Martin.....	Nov. 23, 2013
683.....vs. Winona State.....	Nov. 1, 1986
676.....vs. Saginaw State.....	Sept. 21, 1985
671.....vs. Austin Peay.....	Sept. 29, 2012
665.....vs. Southeast Missouri.....	Oct. 19, 2013
656.....vs. Illinois-Chicago.....	Sept. 27, 1969
654.....vs. Murray State.....	Nov. 8, 2014
643.....vs. Murray State.....	Oct. 6, 2018
641.....vs. Austin Peay.....	Sept. 24, 2016

**RUSHING YARDAGE:**

413.....vs. Austin Peay.....	Sept. 20, 2014
413.....vs. Jacksonville State.....	Nov. 16, 2013
398.....vs. St. Joseph.....	Oct. 27, 1973
384.....vs. Grand Valley State.....	Sept. 17, 1983
382.....at UT Martin.....	Nov. 1, 2001
379.....vs. Florida Atlantic.....	Nov. 16, 2002

**RUSHING ATTEMPTS:**

72.....vs. Western Illinois.....	1976
----------------------------------	------

**PASSING YARDAGE:**

509.....vs. Austin Peay.....	Sept. 29, 2012
509.....vs. Saginaw Valley.....	Sept. 21, 1985
501.....at UT Martin.....	Nov. 23, 2013
491.....vs. Illinois State.....	Sept. 14, 2013
486.....at Missouri State.....	Oct. 27, 1984
482.....vs. Western Kentucky.....	Nov. 10, 1984

**PASSING ATTEMPTS:**

62.....vs. Murray State.....	Sept. 22, 2012
61.....at Jacksonville State.....	Oct. 13, 2018
61.....vs. Murray State.....	Oct. 6, 2018
61.....vs. Illinois State.....	Sept. 15, 2012
58.....at Southern Illinois.....	Sept. 7, 2013
.....(4 other games with 58 attempts)	

**PASSES COMPLETED:**

40.....vs. Murray State.....	Sept. 22, 2012
40.....vs. Saginaw Valley.....	Sept. 21, 1985

**TOUCHDOWNS:**

12.....vs. Merom Academy.....	1920
10.....at UT Martin.....	Nov. 23, 2013
10.....vs. Kentucky State.....	Nov. 13, 1982

**TOUCHDOWN PASSES:**

7.....vs. Illinois State.....	Sept. 14, 2013
7.....vs. Southern Illinois.....	2012
6.....at UT Martin.....	Nov. 23, 2013
6.....at Northern Illinois.....	Sept. 21, 2013
.....(3 other games with 6 TD passes)	

**MOST EIU POINTS IN A QUARTER:**

35.....vs. Jacksonville State.....	Nov. 16, 2013
30.....vs. Kentucky State.....	Nov. 13, 1982
30.....vs. Central State.....	Sept. 26, 1981

**MOST POINTS SCORED BY BOTH TEAMS:**

105.....at Illinois State.....	Sept. 15, 2012
.....(ISU 54, EIU 51 - 2OT)	
102.....vs. Tennessee State.....	Nov. 2, 2002
.....(EIU 54; TSU 48)	

**POINTS**

82.....Merom Academy.....	Nov. 18, 1920
73.....Kentucky State.....	Nov. 13, 1982
70.....at UT Martin.....	Nov. 23, 2013
69.....Illinois College.....	1917
65.....Austin Peay.....	Sept. 29, 2012
64.....Winona State.....	Nov. 1, 1986
63.....Austin Peay.....	Sept. 20, 2014
63.....at Austin Peay.....	Oct. 10, 2013
62.....Lock Haven.....	Aug. 31, 1991
60.....at Wayne State.....	Nov. 9, 1968
60.....Oakland City.....	Oct. 17, 1925

**EIU LOWEST OFFENSIVE TOTAL:**

76.....at Youngstown State.....	Oct. 13, 1973
<b>89.....Eastern Kentucky.....</b>	<b>Oct. 26, 2019</b>
<b>116.....at Indiana.....</b>	<b>Sept. 7, 2019</b>
117.....Illinois State.....	Sept. 16, 2017
120.....Central Arkansas.....	Sept. 11, 2010
130.....at Central Michigan.....	Oct. 25, 1969
138.....at Northwestern.....	Sept. 12, 2015
138.....Illinois State.....	Nov. 25, 2006
142.....at McNeese State.....	Sept. 11, 1993
142.....at San Jose State.....	Sept. 5, 1987
142.....at Northern Iowa.....	Sept. 6, 1975

**EIU FEWEST RUSHING YARDS:**

-12.....at Northern Iowa.....	Oct. 7, 1995
-6.....Tennessee Tech.....	Sept. 17, 2011
-5.....UT Martin.....	Oct. 22, 2011
-3.....at San Jose State.....	Sept. 5, 1987
-3.....at Toledo.....	Sept. 22, 1984
1.....Illinois State.....	Oct. 6, 1984

**EIU FEWEST PASSING YARDS:**

-1.....at Murray State (2-of-6) +.....	Nov. 16, 1974
0.....Southeast Missouri *.....	Oct. 13, 2001
0.....Truman State (0-of-9).....	Sept. 10, 1977
5.....at Central Missouri (2-of-7).....	Oct. 4, 1975
10.....at Truman State (1-of-4).....	Sept. 11, 1976
10.....Fairmount State (1-of-13).....	Sept. 28, 1968
12.....at Indiana State (2-of-11).....	Nov. 18, 1995

\* EIU did not attempt a pass in the game  
+ EIU completed one pass for 5 yards and one pass for negative 6 yards in the game.

**QUARTERBACK SACKS:**

12.....vs. Southwest Missouri.....	1986
12.....vs. Kentucky State.....	1982

**TURNOVERS:**

8.....vs. Youngstown State.....	1981
---------------------------------	------

**TURNOVERS CAUSED:**

13.....vs. Northern Illinois.....	1940
9.....vs. Northeast Missouri.....	1983
9.....vs. Western Illinois.....	1980

**EIU OVERTIME GAMES**

**DOUBLE OVERTIME**

+ Nov. 26, 1983 at Indiana State.....	L 13-16
Nov. 11, 2000 at Illinois State.....	L 41-44
Sept. 15, 2012 at Illinois State.....	L 51-54
Sept. 14, 2013 at Southern Illinois.....	W 40-37
Sept. 30, 2017 at Tennessee State.....	W 19-16
Oct. 14, 2017 at Murray State.....	W 27-24

**OVERTIME**

+ Nov. 27, 1982 vs. Jackson State.....	W 16-13
Sept. 11, 2004 vs. Indiana State.....	L 30-33
Nov. 6, 2004 at Tennessee Tech.....	L 37-40
Nov. 6, 2010 at Tennessee State.....	W 31-28
Sept. 22, 2012 vs. Murray State.....	W 50-49
Oct. 11, 2014 at Eastern Kentucky.....	L 33-36
Sept. 19, 2015 vs. Illinois State.....	L 31-34
Oct. 17, 2015 at Tennessee State.....	W 25-22
Nov. 4, 2017 vs. Eastern Kentucky.....	W 23-20
Oct. 20, 2018 vs. UT Martin.....	W 24-21

+ 1982 & 1983 games in FCS playoffs

**MOST PLAYS IN A GAME:**

112.....at UT Martin.....	Nov. 23, 2013
106.....at Illinois State.....	2012
104.....vs. Murray State.....	Nov. 8, 2014

**MOST PLAYS IN A GAME BY BOTH TEAMS:**

210.....vs. Murray State.....	2012
.....Murray State (110), EIU (100)	

**OPPONENTS AGAINST EASTERN ILLINOIS**

**TOTAL OFFENSE:**

675.....Tennessee State.....	Nov. 2, 2002
674.....at Illinois State.....	Oct. 18, 1969
658.....Murray State.....	Oct. 6, 2018
656.....at Marshall.....	Sept. 12, 1992
631.....at Western Michigan.....	Sept. 8, 2012
629.....at San Diego State.....	Oct. 6, 2001
609.....at Northern Illinois.....	Sept. 24, 1994

**RUSHING YARDAGE:**

490.....at Central Michigan.....	Oct. 23, 1971
472.....Towson.....	Dec. 13, 2013
468.....at Illinois State.....	Oct. 18, 1969
449.....Murray State.....	Oct. 6, 2018
434.....at South Dakota State.....	Nov. 24, 2012
432.....Eastern Michigan.....	Oct. 21, 1972
425.....Southern Illinois.....	Nov. 7, 1987
420.....Central Michigan.....	Oct. 24, 1970
418.....at Northern Illinois.....	Sept. 24, 1994
411.....at Southeast Missouri.....	Oct. 1, 2011

**PASSING YARDAGE:**

529.....Hawai'i.....	Sept. 30, 2006
473.....Illinois State.....	Sept. 15, 2012
453.....Hawai'i.....	Aug. 31, 2002
452.....Hawai'i.....	Sept. 11, 1999
444.....Idaho.....	Nov. 25, 1989
<b>441.....Indiana.....</b>	<b>Sept. 7, 2019</b>
435.....Tennessee State.....	Nov. 2, 2002
423.....Murray State.....	Sept. 22, 2012
419.....Truman State (NEMO.).....	Sept. 6, 1986

**POINTS**

74.....Illinois Wesleyan.....	Sept. 30, 1921
63.....at Kansas State.....	Sept. 14, 2002
63.....at Marshall.....	Sept. 12, 1992
61.....at Hawai'i.....	Aug. 31, 2002
61.....Central Michigan.....	Nov. 2, 1957
61.....Millikin.....	Nov. 1, 1941
60.....Central Michigan.....	Oct. 2, 1954

**LOWEST OFFENSIVE TOTAL:**

-12.....vs. Kentucky State.....	Nov. 13, 1982
47.....Butler.....	Sept. 8, 1979
50.....UT Martin.....	Sept. 25, 1996
61.....California (Pa.).....	Aug. 30, 2003
65.....Central State (Ohio).....	Sept. 26, 1981
66.....Illinois State.....	Nov. 10, 1979

**OPPONENT FEWEST RUSHING YARDS:**

-67.....Kentucky State.....	Nov. 13, 1982
-23.....Eastern Kentucky.....	Nov. 18, 2000
-1.....Southeast Missouri.....	Nov. 9, 1996
-1.....Southern Illinois.....	Sept. 10, 1983
0.....Northern Michigan.....	Nov. 1, 1980

**OPPONENT FEWEST PASSING YARDS:**

5.....Central State (OH) (4-of-16).....	Sept. 26, 1981
7.....Youngstown State (1-of-12).....	Dec. 2, 1978
10.....Missouri State.....	Oct. 24, 1992
13.....Northwestern (La.) State.....	Sept. 8, 1990
<b>14.....Eastern Kentucky.....</b>	<b>Oct. 26, 2019</b>
20.....Butler.....	Sept. 8, 1979
20.....Cameron (Okla.).....	Oct. 15, 1977
22.....Austin Peay.....	Nov. 2, 1996

**INDIVIDUAL GAME RECORDS**

**TOTAL OFFENSE:**

Sean Payton..... 507 vs. Saginaw Valley ..... 1985  
 Jimmy Garoppolo ... 501 vs. Austin Peay ..... 2012  
 Sean Payton..... 498 vs. SW Missouri ..... 1984  
 Jimmy Garoppolo ... 476 at UT Martin ..... 2013  
 Jimmy Garoppolo ... 469 vs. Illinois State ..... 2013  
**Johnathan Brantley ..458 vs. Indiana State ..... 2018**  
 Jimmy Garoppolo ... 442 at Southern Illinois ..... 2013  
 Sean Payton..... 441 vs. W. Kentucky ..... 1984

**RUSHING YARDAGE:**

J.R. Taylor ..... 308 vs. Florida Atlantic..... 2002  
 Kevin Staple ..... 283 vs. Grand Valley..... 1983  
 Nate Anderson ..... 268 vs. St. Joseph ..... 1973  
 Nate Anderson ..... 259 vs. SW Missouri ..... 1972  
 Shepard Little ..... 245 vs. Jacksonville State ..... 2013

**RUSHING ATTEMPTS:**

Willie High ..... 48 vs. Northern Iowa..... 1993

**PASSING YARDAGE:**

Sean Payton..... 509 vs. Saginaw Valley ..... 1985  
 Sean Payton..... 486 vs. SW Missouri ..... 1984  
 Jimmy Garoppolo ... 480 vs. Illinois State ..... 2013  
 Jimmy Garoppolo ... 477 at UT Martin ..... 2013  
 Sean Payton..... 461 vs. W. Kentucky ..... 1984  
 Jimmy Garoppolo ... 453 vs. Austin Peay ..... 2012  
 Jimmy Garoppolo ... 450 at Northern Illinois ..... 2013  
 Johnathan Brantley ... 443 vs. Indiana State ..... 2018

**PASSING ATTEMPTS:**

**Harry Woodbery ... 68 vs. Tennessee Tech .... 2019**  
 Jimmy Garoppolo ... 61 at Illinois State ..... 2012  
 Jimmy Garoppolo ... 60 vs. Murray State..... 2012  
 Tony Romo ..... 58 vs. Hawai'i..... 2002  
 Sean Payton..... 58 vs. Saginaw Valley ..... 1985  
 Sean Payton..... 58 vs. Northern Iowa..... 1984

**PASSES COMPLETED:**

Sean Payton..... 40 vs. Saginaw Valley ..... 1985  
 Jimmy Garoppolo ... 39 vs. Murray State..... 2012  
 Jimmy Garoppolo ... 38 vs. Towson ..... 2013  
 Johnathan Brantley ... 37 vs. Indiana State ..... 2018  
 Jimmy Garoppolo ... 37 at Illinois State ..... 2012

**RECEIVING (CATCHES):**

Erik Lora ..... 21 vs. Murray State..... 2012  
 \* OVC Record  
 Erik Lora ..... 18 vs. Towson ..... 2013  
 Erik Lora ..... 17 at UT Martin ..... 2012  
**Isaiah Hill ..... 15 at UT Martin ..... 2019**  
 Erik Lora ..... 15 vs. SE Missouri ..... 2012  
 Willie White ..... 15 vs. Illinois State ..... 1971  
 Adam Drake ..... 14 at UT Martin ..... 2013  
 Erik Lora ..... 14 at Northern Illinois ..... 2013  
 Andre Raymond ..... 14 vs. Hawai'i..... 2002  
 Rob Mehalic ..... 14 vs. Delaware State..... 1981

**RECEIVING (YARDS):**

Erik Lora ..... 269 vs. Murray State..... 2012  
 Frank Cutolo ..... 239 vs. Tennessee St. .... 2001  
 Calvin Pierce ..... 238 vs. SW Missouri ..... 1986  
 Adam Drake ..... 225 at UT Martin ..... 2013  
 Chris Wright ..... 217 at Tennessee State ..... 2010  
 Frank Cutolo ..... 217 vs. Northern Iowa..... 2001  
 Erik Lora ..... 215 at UT Martin ..... 2012  
 Ralph Stewart ..... 201 vs. S. Illinois ..... 1988

**ALL-PURPOSE RUSHING:**

Poke Cobb ..... 336 vs. Butler ..... 1976  
 Andre Raymond ..... 335 vs. Hawai'i..... 2002

**TOUCHDOWN RECEPTIONS:**

Scott McGhee ..... 4 vs. Northern Iowa..... 1978  
 James Warring ..... 4 vs. Northern Michigan..... 1978

**RUSHING YARDS BY A QB:**

Jalen Whitlow ..... 142 at UT Martin ..... 2015

**TOUCHDOWNS:**

Steve Turner ..... 6 vs. Mecom Academy ..... 1920  
 Kevin Staple ..... 5 vs. Kentucky State ..... 1982  
 Erik Lora ..... 4 vs. Tennessee Tech ..... 2013  
 J.R. Taylor ..... 4 vs. Florida Atlantic..... 2002  
 J.R. Taylor ..... 4 vs. Tennessee-Martin..... 2002  
 Kevin Staple ..... 4 vs. Grand Valley ..... 1983  
 James Warring ..... 4 vs. Northern Michigan..... 1978  
 Scott McGhee ..... 4 vs. Northern Iowa ..... 1978

**TOUCHDOWN PASSES:**

Jimmy Garoppolo ... 7 vs. Illinois State ..... 2013  
 Jimmy Garoppolo ... 6 at UT Martin ..... 2013  
 Jimmy Garoppolo ... 6 at Northern Illinois..... 2013  
 Tony Romo ..... 6 vs. Murray State ..... 2000  
 Jeff Christensen ..... 6 vs. Kentucky State ..... 1982  
*Others (5 touchdown passes in a game)*  
 Jimmy Garoppolo (4), Sean Payton (2),  
 Tony Romo (1), Steve Turk (1), **Harry Woodbery (1)**

**SOLO TACKLES:**

Thomas Williams.... 20 vs. St. Joseph ..... 1997  
 Nick Ricks ..... 18 vs. E. Kentucky ..... 2002  
 Chris Nicholson ..... 17 vs. SW Missouri ..... 1983  
 Tim Lance ..... 17 vs. Northern Iowa ..... 1987  
 John Noll ..... 15 vs. Northern Iowa..... 1987  
 Tim Lance ..... 15 vs. W. Kentucky ..... 1990  
 Jeff Mills ..... 14 vs. Western Illinois ..... 1988  
 Jeff Mills ..... 14 vs. SW Missouri ..... 1988

**TOTAL TACKLES:**

Tim Carver..... 31 vs. Texas-El Paso ..... 1994  
 Jeff Mills ..... 29 vs. SW Missouri ..... 1988  
 Thomas Williams.... 27 vs. St. Joseph ..... 1997  
 Nick Ricks ..... 25 vs. E. Kentucky ..... 2002  
 Tyrone Covington... 25 vs. Illinois State..... 1984  
 John Noll ..... 23 vs. Northern Iowa ..... 1988  
 Ray Jeske ..... 21 vs. Delaware ..... 1978

**TACKLES FOR LOSS:**

Trevor Frericks ..... 7.0 vs. Tennessee State ..... 2009

**QUARTERBACK SACKS:**

John Jurkovic ..... 6 vs. SW Missouri ..... 1986  
 Pete Catan ..... 6 vs. Southern Illinois ..... 1979

**PASSES INTERCEPTED:**

Bill Glenn ..... 5 vs. Northern Illinois ..... 1940

**MOST PASS RECEPTIONS BY A RUNNING BACK:**

Devin Church ..... 10 at Northern Iowa ..... 2015  
 DuWayne Pitts..... 9 vs. SW Missouri ..... 1984

**LONGEST TOUCHDOWN PASS:**

Tony Romo to ..... 98 vs. E. Kentucky ..... 2000  
 Will Bumphus

**LONGEST TOUCHDOWN RUN:**

Jimmy Lera ..... 96 at Southeast Missouri ..... 2014  
 Poke Cobb ..... 96 vs. Tennessee Tech ..... 1976

**LONGEST INTERCEPTION RETURN FOR TD:**

Roosevelt Williams. 98 vs. Tennessee St. .... 2001

**LONGEST FUMBLE RETURN FOR TD:**

Anthony Goodman, 70 vs. Eastern Kentucky ..... 2013

**LONGEST FIELD GOAL:**

Rich Ehmke ..... 58 vs. Northern Iowa..... 1986  
 Steve Largent ..... 53 vs. SW Missouri ..... 1993

**LONGEST KICKOFF RETURN:**

Chris Watson ..... 100 vs. Northern Iowa..... 1995  
 Marcus Potts ..... 100 vs. Youngstown St. .... 1977

**LONGEST PUNT:**

Bob Babb ..... 100 vs. Illinois State..... 1946  
 Kevin Cook..... 86 vs. Southeast Missouri... 2010  
 (EIU Division I record)

**LONGEST PUNT RETURN:**

Bob Babb ..... 100 vs. Millikin ..... 1949  
 Erik Lora ..... 80 vs. Tennessee Tech ..... 2013  
 Jermaine Mobley.... 80 vs. Tennessee State ..... 2004  
 Frank Cutolo ..... 80 at Central Florida ..... 1999

**MOST BLOCKED KICKS:**

Kourtney Young ..... 3 vs. Illinois State ..... 2000  
 Scott Johnson ..... 3 vs. Western Illinois ..... 1988  
 Scott Johnson ..... 3 vs. Western Kentucky ..... 1988

**MOST CONSECUTIVE PASSES COMPLETED:**

Sean Payton..... 17 vs. Western Kentucky... 1986  
 Tony Romo ..... 16 vs. Indiana State ..... 2001

**MOST FIELD GOALS:**

Rich Ehmke ..... 5 vs. Winona State..... 1986

**MOST FUMBLE RECOVERIES:**

Tied by many ..... 2  
 Last - Dytarious Johnson at Murray State ..... 2019

**MOST INTERCEPTIONS THROWN:**

Jeff Thorne ..... 7 vs. McNeese State..... 1993



All eyes are on **Rich Ehmke's (#6)** record-setting 58 yard field goal that gave the No. 8 ranked Panthers a 31-30 victory over No. 11 Northern Iowa on the last play of the game in 1986. Often described as the "most exciting game in EIU history," the Homecoming win in front of 11,000 plus fans propelled the Panthers on to the conference championship that season.

**HOW DO YOU SAY THAT - EIU Pronunciation Guide**

- 5 NEE-COLA Wadsworth
- 7 ISIAH Gulley
- 9 Jaylin Hayes BEN-uh-field
- 12 MARCUS Ray
- 13 X-ZAY-vur Shugars
- 16 Jo-ELL Barrows
- 20 Marcus BORN-slay-ter
- 22 Courtney Rowell (rhymes with "towel")
- 30 NILE (rhymes with "file") Hill
- 31 Anthony Muh-NAW-vez
- 38 Darius waw-DELL
- 42 Brandon GWEE-doe
- 46 Aw-MEER uh-KWELL
- 54 B. J. OH-Joe (like "mojo")
- 56 Christian Muh-SOOCH-ee
- 58 Anthony Im-PEER-ee-oh
- 59 James you-BOCK-ay
- 65 Nick ROSS-ler
- 66 Drew waw-LEE-guh
- 70 Bryce COAL-sun
- 72 El-Cannon TAN-uh-luss
- 73 Dillon Zer-LAN-is
- 75 McKinley NEV-ull (rhymes with "devil")
- 77 Ivan GLAY-zer
- 79 Anthony So-toh-SAWN-toh
- 82 ZANDER Richards
- 83 Tuh-REEK Phillips
- 88 TRAY-von Brown
- 93 Roh-NELL DAY-oh

**EIU 2019 ROSTER BREAKDOWN BY STATE/YEAR**

**EIU Roster By Home State**

Illinois .....	52
Texas .....	6
Florida .....	6
Indiana .....	6
Arkansas .....	5
Missouri .....	5
Oklahoma .....	4
Alabama .....	3
Georgia .....	2
Kentucky .....	2
Ohio .....	2
California .....	1
Connecticut .....	1
Hawai'i .....	1
Tennessee .....	1
Australia .....	1

**EIU Roster By Class**

Graduate Students .....	1
Senior .....	11
Junior .....	17
Sophomore .....	19
Redshirt Freshmen .....	11
Freshmen .....	38

**MEDIA OPPORTUNITIES & RESOURCES**

**EASTERN ILLINOIS QUICK FACTS**

**LOCATION:** ..... Charleston, Illinois  
**FOUNDED:** ..... 1895  
**ENROLLMENT:** ..... 7,415  
**COLORS:** ..... Blue & Gray  
**CONFERENCE:** ..... Ohio Valley  
**STADIUM:** ..... O'Brien Field (10,000)  
**SURFACE:** ..... Matrix Turf  
**PRESIDENT:** ..... Dr. David Glassman  
**ATHLETIC DIRECTOR:** ..... Tom Michael

**O'BRIEN PRESS BOX PHONE:** ..... (217) 581-7770  
**EIU TICKET OFFICE:** ..... (217) 581-2106  
**EIU SPORTS INFORMATION:** ..... (217) 581-7480  
**EIU WEBSITE:** ..... www.EIUpanthers.com


**WEEKLY PRESS CONFERENCE:** Head coach Adam Cushing and EIU players will be available for media interviews following select practices each game week. Additional interview opportunities may be set through the EIU Media Relations Office.

**OVC TELECONFERENCE:** Each week during the football season all 9 head coaches in the Ohio Valley Conference will take part in a weekly teleconference on Tuesday mornings. The first teleconference will be Tuesday, August 27. EIU head coach Adam Cushing will speak at 11:03 a.m. (Central) each Tuesday. Media members can obtain the phone number and pass code from the EIU Sports Information office..





**LIVE STATS:** Live stats for EIU football games can be found via links found on the internet at [www.eiupanthers.com](http://www.eiupanthers.com)

**INTERNET RADIO:** Live streaming of all EIU football games can be heard at [www.weiuhitmix.net](http://www.weiuhitmix.net)

**PANTHER RADIO NETWORK:** Eastern Illinois football can be heard live on the radio via the Panther Football Radio Network. Games will be broadcast by the "Voice of the Panthers" Mike Bradd with color commentary by Jack Ashmore. Games will be carried on Hit Mix 88.9 FM WEIU in the Charleston/Coles County Market. Network stations include WHOW 1520 AM (Clinton), WMKR 94.3 FM (Taylorville) and WSVZ 98.3 FM (Shelbyville / Effingham).



**MORE SPORTS. MORE LEAGUES.  
 MORE TEAMS. MORE FILMS AND SHOWS.  
 MORE ESPN.**

 <b>\$4.<sup>99</sup>/mo</b>	 <b>Thousands of                  Live Events</b>
 <b>Exclusive                  Original                  Programming</b>	 <b>No Long-Term                  Contract</b>

Fans can stream ESPN+ content on the ESPN App on eligible mobile and TV-connected devices and on ESPN.com. For more information, visit [ESPNPlus.com](http://ESPNPlus.com).

The ESPN television networks (and certain related digital content) are available as part of a content package from participating distributors. ESPN+ must be purchased separately on a subscription basis. Blackout and other restrictions may apply.

#	NAME	POS	HT	WT	YR	EXP	HOMETOWN (HIGH SCHOOL/JC/LAST)
1	Scotty Gilkey, Jr.	QB	6-4	240	R-Jr	1	Tulsa, Okla. (Edison)
2	Bryce Dewberry	SAF	5-10	210	So	1	McDonough, Ga. (Eagles Landing)
3	Cornelius Page	DB	6-1	165	R-Sr	3	Camden, Ark. (Camden Fairview)
4	Raymond Crittenden	SAF	6-1	205	R-Jr	2	Hallandale, Fla. (Hallandale)
4	Isaiah Hill	WR	5-11	190	R-So	TR	Shorewood, Ill. (Minooka/South Dakota State Univ.)
5	Matt Reyna	WR	5-8	170	Sr	1	Kingwood Park, Texas (Kingwood Park / Navarro JC)
5	Nikola Wadsworth	LB	6-2	220	R-Jr	TR	Darien, Ill. (Oswego East / Idaho State Univ.)
6	Edwyn Brown	DB	6-5	200	R-So	1	Belleville, Ill. (Althoff Catholic)
6	Jonah O'Brien	QB	6-3	200	Fr	HS	Bartlett, Ill. (Bartlett)
7	Iziah Gulley	LB	6-2	210	R-Jr	2	Camden, Ark. (Camden Fairview)
7	Payton Powell	WR	6-0	155	R-Fr	RS	Lake Zurich, Ill. (Lake Zurich)
8	Harry Woodbery	QB	6-2	195	R-Jr	1	The Woodlands, Texas (The Woodlands/Navarro JC)
8	Antonio Crosby	SAF	5-10	195	R-Jr	2	Chicago, Ill. (Simeon)
9	Jaelin Benefield	RB	5-10	160	Fr	HS	Pearland, Texas (Pearland)
12	Marques Ray	WR	6-0	185	R-Fr	RS	Chicago, Ill. (Simeon)
12	Joel Barrows	LB	6-3	215	Fr	HS	Chicago, Ill. (Brooks Prep)
13	Chris Walker	RB	6-1	210	GR	TR	Lewisburg, Tenn. (Marshall County/Cornell Univ.)
13	Xzavier Shugars	DB	5-10	180	R-Sr	2	Chamblee, Ga. (Chamblee)
14	Jaylon Banks	QB	6-1	190	R-So	SQ	Oswego, Ill. (Oswego East)
15	Will Shumpert	WR	6-6	215	Fr	HS	St. Louis, Mo. (Belleville West)
16	Donovan Perkins	DB	5-10	180	Fr	HS	Winnetka, Ill. (New Trier)
19	Robbie Lofton II	WR	6-3	185	R-Jr	1	Lexington, Ky. (Tates Creek)
20	Marcus Bornslater	SAF	6-3	200	R-So	SQ	Crossett, Ark. (Crossett)
21	Mark Williams	DB	6-0	175	R-Jr	2	Ft. Lauderdale, Fla. (St. Thomas Aquinas)
22	Courtney Rowell	RB	6-2	200	R-So	1	South Bend, Ind. (St. Joseph)
23	JJ Ross	DB	6-2	195	Fr	HS	West Chester, Ohio (Lakota West)
24	Darshon McCullough	RB	5-9	190	Sr	3	Chicago, Ill. (Marist)
25	Charles Shelton IV	DB	5-11	160	R-Fr	RS	Maryland Heights, Mo. (Pattonville)
26	Jordan Jackson	DB	6-0	185	R-Jr	2	Blytheville, Ark. (Blytheville)
27	David Hardwick	RB	6-0	220	Fr	HS	Roselle, Ill. (Lake Park)
28	Skyler Mayes	LB	6-2	235	So	1	Paducah, Ky. (McCracken County)
29	Jonas Filer	DB	5-9	170	R-So	1	Chicago, Ill. (Chicago Mt. Carmel)
30	Nile Hill	DB	5-11	175	Fr	HS	Chicago, Ill. (Marist)
31	Anthony Manaves	SB	6-4	225	Fr	HS	Chicago, Ill. (St. Patrick)
32	Dylan Hughes	DB	5-11	170	Fr	HS	Milford, Ohio (Milford)
33	Austin Johnson	DL	6-3	245	R-So	1	St. Petersburg, Fla. (St. Petersburg)
34	Anthony Buchanan	RB	5-10	195	Fr	HS	Spring Valley, Ill. (Hall)
35	Eric Johnson	RB	5-11	190	Fr	HS	Gary, Ind. (Morton)
36	TJ Davis	DB	5-10	170	Fr	HS	St. Louis, Mo. (Trinity Catholic)
37	Matt Ross	DB	6-0	180	Fr	HS	Lombard, Ill. (Montini Catholic)
38	Darius Waddell	SAF	6-0	170	R-Fr	RS	Sherwood, Ark. (Sylvan)
39	D.J. Perry	WR	5-10	180	R-Sr	RS	Aurora, Ill. (Oswego East / Concordia College Chicago)
40	Jordan Williams	DB	5-9	200	Fr	HS	Oswego, Ill. (Oswego East)
41	Robert Columbus	RB	6-2	205	R-Sr	3	Kirkwood, Mo. (Kirkwood)
42	Brandon Guido	DB	5-9	190	Fr	HS	Naperville, Ill. (Waubonsie Valley)
43	Connor Aldrich	DB	6-0	170	Fr	HS	Rockford, Ill. (Harlem)
44	Nick Stricker	SB	6-2	245	Fr	HS	Lemont, Ill. (Lemont)
45	Joe Caputo	LB	6-2	235	R-Sr	3	Mount Prospect, Ill. (John Hersey)
46	Ameer Aqel	LB	6-2	220	Fr	HS	Orland Hills, Ill. (Andrew)
47	Anthony Shockey	LB	6-1	210	Fr	HS	Lombard, Ill. (Glenbard East)
48	Alex Smith	SB	6-2	225	R-Jr	2	Pompano Beach, Fla. (Blanche Ely)
49	Grant Edwards	LB	6-1	225	Fr	HS	Springfield, Ill. (Sacred Heart Griffin)
50	Sean Williams	LB	6-2	245	R-Jr	2	Chicago, Ill. (Morgan Park)
51	Dytarious Johnson	LB	6-1	270	Jr	2	Prattville, Ala. (Prattville/Alabama Prep)
52	Jason Johnson	LB	6-2	200	Fr	HS	Matteson, Ill. (Rich Central)
53	Stone Galloway	K	5-11	205	Fr	HS	Collinsville, Ill. (Althoff Catholic)
54	BJ Ojo	LB	6-3	215	R-Sr	1	Houston, Texas (Manvel / Riverside City College)
55	Charlie Brooks	DL	6-0	235	Fr	HS	Flossmoor, Ill. (Homewood-Flossmoor)

#	NAME	POS	HT	WT	YR	EXP	HOMETOWN (HIGH SCHOOL/JC)
56	Christiaan Masucci	K/P	5-9	160	Fr	HS	Wildwood, Mo. (Lafayette)
57	Aaron 'Tiger' Woods	DL	6-3	250	R-So	SQ	Chicago, Ill. (Hinsdale South)
58	Anthony Imperio	OL	6-4	275	Fr	HS	Auburn, Ala. (Auburn)
59	James Ubaike	OL	6-4	280	R-Jr	1	Meriden, Conn. (Maloney / ND College of Science)
60	Aaron Miller	OL	6-5	290	R-Jr	1	Kaneohe, Haw. (St. Louis Prep)
61	Ben Solomon	OL	6-2	300	R-So	1	Indianapolis, Ind. (Bishop Chatard)
63	Matt Keys	OL	6-3	260	R-Fr	RS	Chicago, Ill. (Uplift Community)
64	Jerit Medler	OL	6-2	265	Fr	HS	Assumption, Ill. (Central A&M)
65	Nick Roessler	K/P	5-11	220	R-Fr	RS	Rock Island, Ill. (Rock Island)
66	Drew Walega	OL	6-6	300	R-Jr	2	Chicago, Ill. (St. Rita)
67	Chad Strickland	OL	6-5	280	Fr	HS	Salem, Ala. (Smiths Station)
68	Luther Harris	OL	6-6	375	R-Jr	2	Oklahoma City, Okla. (Heritage Hall)
69	Stephen Elmore	LS	6-0	240	So	1	Belleville, Ill. (Belleville East)
70	Bryce Coulson	LS	6-3	275	R-Jr	SQ	Brisbane, Australia (John Paul/Pima College)
72	Elkhanan Tanelus	OL	6-2	330	Fr	HS	Naples, Fla. (Barron Collier)
73	Dylan Czerlanis	OL	6-4	290	Fr	HS	Antioch, Ill. (Antioch)
74	Dylan Scaggs	OL	6-6	295	Fr	HS	West Plains, Mo. (West Plains)
75	McKinley Neville	DL	6-3	260	Fr	HS	Batavia, Ill. (Batavia)
76	Cole Hoover	OL	6-4	260	R-Jr	2	Charleston, Ill. (Charleston)
77	Ivan Gleyzer	OL	6-4	290	Fr	HS	Lincolnshire, Ill. (Stevenson)
79	Anthony Sottosanto	OL	6-0	285	Fr	HS	Frankfort, Ill. (Lincoln-Way East)
80	Bryce Walker	SB	6-4	200	R-Fr	1	Duncanville, Texas (Duncanville)
81	Jalen Johnson	WR	6-2	190	R-So	1	Owasso, Okla. (Owasso)
82	Xander Richards	WR	6-4	180	R-So	1	Burleson, Texas (Burleson Centennial)
83	Teriq Phillips	WR	6-3	185	So	1	Pompano Beach, Fla. (St. Thomas Aquinas)
84	Ryan James	WR	6-3	205	R-So	TR	Chicago, Ill. (De La Salle Institute / Purdue Univ.)
85	Kirk Pinkston Jr.	WR	5-10	175	Fr	HS	Indianapolis, Ind. (Lawrence Central)
86	James Sheehan	SB	6-3	220	R-Sr	3	Flossmoor, Ill. (Homewood-Flossmoor)
87	DeWayne Cooks Jr	WR	6-2	155	R-Fr	RS	Tulsa, Okla. (Booker T. Washington)
88	Trevon Brown	WR	6-0	190	Fr	HS	Oak Park, Ill. (Oak Park-River Forest)
89	Eric Rooks	WR	6-3	195	R-Fr	TR	Chicago, Ill. (De La Salle Institute / Univ. of Hawaii)
90	Josh Delgado	K	5-11	245	So	1	Duncanville, Texas (Duncanville)
91	D'Mitri George	DE	6-3	255	R-So	1	Lafayette, Ind. (Central Catholic)
92	Cameron Leach	DL	6-1	285	Fr	HS	Chicago, Ill. (Nazareth Academy)
93	Ronell Deo	DL	6-2	265	R-Sr	1	Elk Grove, Calif (Franklin/Sierra College)
94	Dominic Moore	DL	6-7	290	Fr	HS	Chicago, Ill. (Chicago Perspectives Charter)
95	Kylan Cole	DE	6-2	280	R-So	1	Zionsville, Ind. (Carmel)
96	Terrell Greer	DL	5-10	305	Sr	3	Chicago, Ill. (Mount Carmel)
97	Tim Varga	DL	6-3	240	Fr	HS	Elk Grove Village, Ill. (Elk Grove Village)
98	Anthony Lewis	LB	6-0	205	R-Fr	RS	Chicago, Ill. (St. Laurence)
99	Jayden O'Neal	DL	6-1	275	R-Fr	RS	Chicago, Ill. (Simeon)

**EASTERN ILLINOIS ALPHABETICAL ROSTER**

43..... Connor Aldrich..... DB	91..... D'Mitri George..... DE	28..... Skyler Mayes..... LB	47..... Anthony Shockey..... LB
46..... Ameer Agel..... LB	1..... Scotty Gilkey, Jr..... QB	24..... Darshon McCullough..... RB	13..... Xzavier Shugars..... DB
14..... Jaylon Banks..... QB	77..... Ivan Gleyzer..... OL	64..... Jerit Medler..... OL	15..... Will Shumpert..... WR
12..... Joel Barrows..... LB	96..... Terrell Greer..... DL	60..... Aaron Miller..... OL	48..... Alex Smith..... SB
9..... Jaelin Benefield..... RB	42..... Brandon Guido..... DB	94..... Dominic Moore..... DL	61..... Ben Solomon..... OL
20..... Marcus Bornslater..... SAF	7..... Izaiah Gullely..... LB	75..... McKinley Neville..... DL	79..... Anthony Sottosanto..... OL
55..... Charlie Brooks..... DL	27..... David Hardwick..... RB	6..... Jonah O'Brien..... QB	44..... Nick Stricker..... SB
6..... Edwyn Brown..... DB	68..... Luther Harris..... OL	54..... BJ Ojo..... LB	67..... Chad Strickland..... OL
88..... Trevon Brown..... WR	4..... Isaiah Hill..... WR	99..... Jayden O'Neal..... DL	72..... Elkhanan Tanelus..... OL
34..... Anthony Buchanan..... RB	30..... Nile Hill..... DB	3..... Cornelius Page..... DB	58..... James Ubaike..... DL
45..... Joe Caputo..... LB	76..... Cole Hoover..... OL	16..... Donovan Perkins..... DB	97..... Tim Varga..... DL
95..... Kylan Cole..... DE	32..... Dylan Hughes..... DB	39..... D.J. Perry..... WR	38..... Darius Waddell..... SAF
41..... Robert Columbus..... RB	58..... Anthony Imperio..... OL	83..... Teriq Phillips..... WR	5..... Nikola Wadsworth..... LB
87..... DeWayne Cooks Jr..... WR	26..... Jordan Jackson..... DB	85..... Kirk Pinkston Jr..... WR	66..... Drew Walega..... OL
70..... Bryce Coulson..... LS	84..... Ryan James..... WR	7..... Payton Powell..... WR	13..... Chris Walker..... RB
4..... Raymond Crittenden..... SAF	33..... Austin Johnson..... LB	12..... Marques Ray..... WR	80..... Bryce Walker..... SB
8..... Antonio Crosby..... SAF	51..... Dytarius Johnson..... LB	5..... Matt Reyna..... WR	40..... Jordan Williams..... DB
73..... Dylan Czerlanis..... OL	35..... Eric Johnson..... RB	82..... Xander Richards..... WR	21..... Mark Williams..... DB
36..... TJ Davis..... DB	81..... Jalen Johnson..... WR	65..... Nick Roessler..... K/P	50..... Sean Williams..... LB
90..... Josh Delgado..... K	52..... Jason Johnson..... LB	89..... Eric Rooks..... WR	8..... Harry Woodbery..... QB
93..... Ronell Deo..... DL	63..... Matt Keys..... OL	23..... JJ Ross..... DB	57..... Aaron 'Tiger' Woods..... DL
2..... Bryce Dewberry..... SAF	92..... Cameron Leach..... DL	37..... Matt Ross..... DB	
49..... Grant Edwards..... LB	98..... Anthony Lewis..... DL	22..... Courtney Rowell..... RB	
69..... Stephen Elmore..... LS	19..... Robbie Lofton II..... WR	74..... Dyaln Scaggs..... OL	
29..... Jonas Filer..... DB	31..... Anthony Manaves..... SB	86..... James Sheehan..... SB	
53..... Stone Galloway..... K	56..... Christiaan Masucci..... K/P	25..... Charles Shelton IV..... DB	

## EIU OFFENSE

### QUARTERBACK

8 ... Harry Woodbery	6-2	195	R-Jr
14 ... Jaylon Banks	6-1	190	R-So

### RUNNING BACK

13 ... Chris Walker	6-1	210	Gr
or 9 ... Jaelin Benefield	5-10	160	Fr

### SUPER BACK

86 ... James Sheehan	6-3	220	R-Sr
44 ... Nick Stricker	6-2	245	Fr

### LEFT TACKLE

67 ... Chad Strickland	6-5	270	Fr
58 ... Anthony Imperio	6-4	275	Fr

### LEFT GUARD

72 ... Elkhanan Tanelus	6-2	330	Fr
61 ... Ben Solomon	6-2	300	R-So

### CENTER

76 ... Cole Hoover	6-4	290	R-Jr
61 ... Ben Solomon	6-2	300	R-So

### RIGHT GUARD

79 ... Anthony Sottosanto	6-0	285	Fr
77 ... Ivan Gleyzer	6-4	290	Fr

### RIGHT TACKLE

58 ... Anthony Imperio	6-4	275	Fr
60 ... Aaron Miller	6-5	290	R-Jr

### RECEIVER

87 ... Dewayne Cooks Jr	6-2	155	R-Fr
12 ... Marques Ray	6-0	185	R-Fr

### RECEIVER

19 ... Robbie Lofton	6-3	185	R-Jr
83 ... Teriq Phillips	6-3	185	So

### RECEIVER

7 ... Isaiah Hill	5-11	190	R-So
89 ... Eric Rooks	6-3	195	R-Fr

## EIU COACHING STAFF

**Head Coach:** Adam Cushing (Univ. of Chicago, 2002 - 1st year)  
(Career Record 0-9; OVC Record 0-5)

**Defensive Coordinator:** Chris Bowers (1st year)

**Offensive Coordinator/SB's:** John Kuceyeski (1st year) -- booth

**Defensive Backs / Special Teams:** Benny Boyd (1st year)

**Safeties:** Neal Renna (1st year) -- booth

**Defensive Line:** Deonte Gibson (1st year)

**Linebackers:** Adam Gristick (2nd year) -- booth

**Outside Linebackers:** Jesse Walton (1st year)

**Running Backs:** Omar Young (1st year) -- booth

**Wide Receivers:** Mark Philmore II (1st year)

**Quarterbacks:** Chris Batti (1st year)

**Offensive Line:** Dan Hernandez (1st year)

**Assistant Offensive Line:** Shane Kelly (1st year)

**Director of Football Performance:** Joe Orozco (1st year)

**Trainer:** Jason Heiar (6th year)

**Football Operations:** Matt Wright (3rd year)

**Equipment Manager:** Clint Bays (11th year)

**Offensive Quality Control:** Sergio Medina Jr. (1st year)

**Defensive Quality Control:** Collin Geier (1st year)

**Recruiting Quality Control:** Jordan Sanders (1st year)

**Football Player Development:** Zach Mentzer (1st year)

## EIU DEFENSE

### DEFENSIVE END

99 ... Jayden O'Neal	6-1	275	R-Fr
55 ... Charlie Brooks	6-0	235	Fr
or 33 ... Austin Johnson	6-3	245	R-So

### NOSE TACKLE

96 ... Terrell Greer	5-10	305	Sr
59 ... James Ubaike	6-4	280	R-Jr

### DEFENSIVE TACKLE

91 ... D'Mitri George	6-3	255	R-So
93 ... Ronell Deo	6-2	265	R-Sr

### DEFENSIVE END/LINEBACKER

51 ... Dytarious Johnson	6-1	270	Jr
47 ... Anthony Shockey	6-1	210	Fr

### LINEBACKER

45 ... Joe Caputo	6-2	235	R-Sr
54 ... BJ Ojo	6-3	215	R-Sr

### LINEBACKER

52 ... Jason Johnson	6-2	200	Fr
50 ... Sean Williams	6-2	245	R-Jr

### LINEBACKER

4 ... Raymond Crittenden	6-1	205	R-Jr
47 ... Anthony Shockey	6-1	210	Fr

### CORNERBACK

21 ... Mark Williams	6-0	175	R-Jr
25 ... Charles Shelton IV	5-11	160	R-Fr

### FREE SAFETY

8 ... Antonio Crosby	5-10	195	R-Jr
6 ... Edwyn Brown	6-5	200	R-So

### STRONG SAFETY

2 ... Bryce Dewberry	5-10	210	So
26 ... Jordan Jackson	6-0	185	R-Jr

### CORNERBACK

3 ... Cornelius Page	6-1	165	R-Sr
23 ... JJ Ross	6-2	195	Fr

## EIU SPECIALISTS

### KICKER

56 ... Christiaan Masucci	5-9	160	Fr
---------------------------	-----	-----	----

### KICKOFF

90 ... Josh Delgado	5-11	245	So
---------------------	------	-----	----

### PUNTER

53 ... Stone Galloway	5-11	205	Fr
-----------------------	------	-----	----

### HOLDER

8 ... Harry Woodbery	6-2	195	R-Jr
----------------------	-----	-----	------

### LONG SNAPPER \*

69 ... Stephen Elmore	6-0	240	So
70 ... Bryce Coulson	6-3	275	R-Jr

### PUNT RETURNS

7 ... Isaiah Hill	5-11	190	R-So
39 ... D.J. Perry	5-10	180	R-Sr

### KICK RETURNS

7 ... Isaiah Hill	5-11	190	R-So
32 ... Dylan Hughes	5-11	17-	Fr
21 ... Mark Williams	6-0	175	R-Jr

\* Coulson snaps on punts / Elmore snaps on FG & Extra Points



**GAME 1 - Aug. 29, 2019**

Eastern Illinois ..... 10  
 Chattanooga ..... 24

Chattanooga, Tenn.  
 Finley Stadium (8,254)

<b>Scoring</b>	<b>1</b>	<b>2</b>	<b>3</b>	<b>4</b>	<b>Final</b>
Eastern Illinois	3	7	0	0	10
Chattanooga	7	10	7	0	24

**FIRST QUARTER**

UTC - Tiano 1 run (Ulmo kick) - 5:14  
 EIU - Delgado 37 field goal - 0:25

**SECOND QUARTER**

UTC - Nunnally 59 pass from Tiano (Ulmo kick) - 8:01  
 EIU - Stricker 7 pass from Brantley (Delgado kick) - 2:39  
 UTC - Ulmo 37 field goal - 0:00

**THIRD QUARTER**

UTC - Ford 1 run (Ulmo kick) - 10:24

**TEAM STATS ..... EIU ..... UTC**

First Downs	22	14
Rushes-Yards	36-130	33-94
Passing-Yards	224	256
Comp-Att-Int	26-47-1	17-27-2
Total Offense	354	350
Fumbles-Lost	3-2	0-0
Penalties-Yards	5-34	11-95
Int Returns-Yards-TD	2-15-0	1-19-0
Time of Possession	34:19	25:41
Sacks-Yards	0-0	1-3

**LEADERS**

**RUSHING (No-Yds-TD)**

EIU - Benefield (6-49-0), Brantley (12-29-0)  
 UTC - Ford (12-50-1), Prcie (15-33-0)

**PASSING (Att-Cmp-Int-Yds-TD)**

EIU - Brantley (25-13-0-103-1), Woodbery (22-13-1-121-0)  
 UTC - Tiano (27-17-2-256-1)

**RECEIVING (No -Yds -TD)**

EIU - Richards (5-67-0), Ray (4-35-0), Pinkston (4-30-0)  
 UTC - Nunnally (6-100-1), Henderson (4-65-0)

**DEFENSE (Tackles - Solo, Assist, TFL)**

EIU - Caputo (7-1-1.5), Gulley (5-0-0), Crosby (5-0-1)  
 UTC - Cooper (7-3-0), Boeck (6-0-0), Maxwell (3-3-1.5)

**RECAP**

Following two good defensive stands by Eastern Illinois, the Panthers had a fumble on special teams that was recovered by Chattanooga deep in EIU territory. The Mocs would convert that turnover into a 1-yard Nick Tiano touchdown as they beat the Panthers 24-10 in the coaching debut for EIU's Adam Cushing. The Panthers defense would allow only 94 yards on the ground and forced a pair of turnovers with interceptions by Raymond Crittenden and Bryce Dewberry. On offense, EIU had both of its quarterbacks pass for more than 100 yards. Johnathan Brantley, the game's starter, had the lone touchdown pass for EIU hitting Nick Stricker on a 4th and 4 for a seven-yard touchdown.



**GAME 2 - Sept. 7, 2019**

Eastern Illinois ..... 0  
 Indiana ..... 52

Bloomington, Ind.  
 Memorial Stadium (37,784)

<b>Scoring</b>	<b>1</b>	<b>2</b>	<b>3</b>	<b>4</b>	<b>Final</b>
Eastern Illinois	0	0	0	0	0
Indiana	21	14	7	10	52

**FIRST QUARTER**

IU - Miles 10 pass from Penix Jr (Justus kick) - 11:05  
 IU - Scott III 5 run (Justus kick) - 4:28  
 IU - Gest 3 run (Justus kick) - 1:34

**SECOND QUARTER**

IU - Hendershot 8 pass from Penix Jr (Justus kick) - 1:44  
 IU - Walker Jr 64 pass from Ramsey (Justus kick) - 1:07

**THIRD QUARTER**

IU - Hale 43 pass from Ramsey (Justus kick) - 7:19

**THIRD QUARTER**

IU - James 1 run (Campbell kick) - 13:28  
 IU - Campbell 48 field goal - 11:54

**TEAM STATS ..... EIU ..... IU**

First Downs	5	26
Rushes-Yards	31-52	34-114
Passing-Yards	64	441
Comp-Att-Int	11-25-0	30-41-0
Total Offense	116	555
Fumbles-Lost	0-0	0-0
Penalties-Yards	6-39	6-45
Int Returns-Yards-TD	0-0-0	0-0-0
Time of Possession	27:25	32:35
Sacks-Yards	0-0	2-12

**LEADERS**

**RUSHING (No-Yds-TD)**

EIU - McCullough (6-18-0), Benefield (6-15-0)  
 IU - Scott III (12-61-1), James (12-22-1)

**PASSING (Att-Cmp-Int-Yds-TD)**

EIU - Brantley (17-8-0-49-0), Woodbery (8-3-0-15-0)  
 IU - Penix Jr (20-14-0-197-2), Ramsey (14-13-0-226-2)

**RECEIVING (No -Yds -TD)**

EIU - Sheehan (2-18-0), Lofton (2-16-0)  
 IU - Hale (5-110-1), Hendershot (5-52-1)

**DEFENSE (Tackles - Solo, Assist, TFL)**

EIU - Caputo (7-0-0), Crittenden (5-1-1), M. Williams (5-1-0)  
 IU - Elliott (4-0-1), Jones (4-0-0), Head (2-2-1)

**RECAP**

Indiana scored on its first three offensive possessions of the first quarter as the Hoosiers ran away with a 52-0 win over Eastern Illinois. The Panthers offense was held without a first down until the second quarter while picked up only five first downs to move the chains during the game. EIU had one drive into Indiana territory but failed to cash in that chance in the third quarter. EIU finished with 116 yards of total offense compared to 555 yards for the Hoosiers.



**GAME 3 - Sept. 14, 2019**

#12 Illinois State ..... 21  
 Eastern Illinois ..... 3

Charleston, Ill.  
 O'Brien Field (6,119)

<b>Scoring</b>	<b>1</b>	<b>2</b>	<b>3</b>	<b>4</b>	<b>Final</b>
Illinois State	7	7	7	0	21
Eastern Illinois	0	3	0	0	3

**FIRST QUARTER**

ILST - Robinson 6 run (Fenlason kick) - 11:12)

**SECOND QUARTER**

ILST - Robinson 7 run (Fenlason kick) - 10:41  
 EIU - Delgado 34 field goal - 0:18

**THIRD QUARTER**

ILST - Robinson 52 run (Fenlason kick) - 8:43

**TEAM STATS ..... EIU ..... ILST**

First Downs	12	14
Rushes-Yards	39-118	51-254
Passing-Yards	79	31
Comp-Att-Int	10-28-0	5-11-0
Total Offense	197	285
Fumbles-Lost	3-0	1-0
Penalties-Yards	2-20	6-70
Int Returns-Yards-TD	0-0-0	0-0-0
Time of Possession	27:42	32:18
Sacks-Yards	2-11	8-60

**LEADERS**

**RUSHING (No-Yds-TD)**

EIU - Brantley (23-49-0), McCullough (10-33-0)  
 ILST - Robinson (23-146-3), Proctor (17-71-0)

**PASSING (Att-Cmp-Int-Yds-TD)**

EIU - Brantley (27-10-0-79-0), Woodbery (1-0-0-0-0)  
 ILST - Davis (11-5-0-31-0)

**RECEIVING (No -Yds -TD)**

EIU - Benefield (7-44-0), Lofton (2-30-0)  
 ILST - Edgar (1-13-0), Proctor (1-10-0)

**DEFENSE (Tackles - Solo, Assist, TFL)**

EIU - D. Johnson (3-6-3), Caputo (0-7-0.5), Dewberry (2-4-1)  
 ILST - Draka (4-7-1), Kirk (4-2-0), Mends (3-3-1)

**RECAP**

James Robinson scored three rushing touchdowns while the Illinois State defensive line applied pressure all day long on Eastern Illinois quarterbacks as the 12th ranked Redbirds won the 108th Mid-America Classic, 21-3. Robinson scored on the first drive of the day and then again in the second quarter before Josh Delgado broke a seven quarter scoreless draught for the EIU offense with a 34-yard field goal. EIU was able to drive inside the ISU 25-yard line on four occasions but came away with only three points. ISU finished the day with eight sacks.



**GAME 4 - Sept. 21, 2019**

Eastern Illinois ..... 6  
Indiana State ..... 16

Terre Haute, Ind.  
Memorial Stadium (6,216)

<b>Scoring</b>	<b>1</b>	<b>2</b>	<b>3</b>	<b>4</b>	<b>Final</b>
Eastern Illinois	0	0	6	0	6
Indiana State	10	3	0	3	16

**FIRST QUARTER**

INST - Nunez 23 field goal - 10:03  
INST - Morgan 69 pass from Wilderman (Nunez kick) - 0:33

**SECOND QUARTER**

INST - Nunez 27 field goal - 1:59

**THIRD QUARTER**

EIU - Woodbery 4 run (kick failed) - 1:10

**FOURTH QUARTER**

INST - Nunez 21 field goal - 9:33

**TEAM STATS .....EIU .....INST**

First Downs.....	13	19
Rushes-Yards.....	33-121	50-148
Passing-Yards.....	79	195
Comp-Att-Int.....	12-29-3	15-23-1
Total Offense.....	200	343
Fumbles-Lost.....	2-1	1-1
Penalties-Yards.....	5-60	5-50
Int Returns-Yards-TD.....	1-6-0	3-37-0
Time of Possession.....	23:34	36:26
Sacks-Yards.....	1-3	3-12

**LEADERS**

**RUSHING (No-Yds-TD)**

EIU - Walker (10-49-0), Benefield (8-36-0)  
INST - Wilderman (15-50-0), Sims (11-43-0)

**PASSING (Att-Cmp-Int-Yds-TD)**

EIU - Brantley (7-4-1-16-0), Woodbery (22-8-2-63-0)  
INST - Boyle (1-1-0-9-0), Wilderman (22-14-1-186-1)

**RECEIVING (No -Yds -TD)**

EIU - Benefield (4-21-0), Richards (2-19-0), Lofton (2-15-0)  
INST - Morgan (4-90-1), Hendrix (4-37-0)

**DEFENSE (Tackles - Solo, Assist, TFL)**

EIU - A. Johnson (4-9-3), D. Johnson (6-4-0), Crosby (2-8-0)  
INST - Griffith (6-6-0), Glasco (3-6-2.5), Bonner (2-5-0)

**RECAP**

Eastern Illinois defense limited Indiana State to four field goal attempts with three successful tries following four Panthers turnovers that resulted in the Sycamores starting each of the four drives in EIU territory. The solid defensive effort was not enough as the Panthers offense could only muster a short touchdown run by Harry Woodbery in the fourth quarter as Indiana State won 16-6. EIU's defense had three players finish in double figures for tackles with Austin Johnson making 13 tackles with three tackles for loss. The Sycamores big play came late in the first quarter when backup quarterback Kurt Wilderman connected with Rontrez Morgan down the near sideline for a 69-yard touchdown.



**GAME 5 - Sept. 28, 2019**

Tennessee Tech ..... 40  
Eastern Illinois ..... 29

Charleston, Ill.  
O'Brien Field (7,055)

<b>Scoring</b>	<b>1</b>	<b>2</b>	<b>3</b>	<b>4</b>	<b>Final</b>
Tennessee Tech	0	21	13	6	40
Eastern Illinois	7	0	7	15	29

**FIRST QUARTER**

EIU - Richards 20 pass from Woodbery (Delgado kick) - 3:58

**SECOND QUARTER**

TTU - Hicks 5 pass from Fisher (Parker kick) - 10:06  
TTU - Wilkes 2 pass from Fisher (Parker kick) - 7:51  
TTU - Stafford 16 pass from Fisher (Parker kick) - 7:30

**THIRD QUARTER**

TTU - Hicks 13 pass from Fisher (Parker kick) - 13:12  
TTU - Stafford 11 pass from Fisher (kick failed) - 7:55  
EIU - Benefield 2 run (Delgado kick) - 3:47

**THIRD QUARTER**

EIU - Benefield 1 run (Delgado kick) - 8:21  
TTU - Kilpatrick 27 pass from Fisher (rush failed) - 3:54  
EIU - Cooks 9 pass from Woodbery (Richards recp.) - 0:59

**TEAM STATS .....EIU ..... TTU**

First Downs.....	21	19
Rushes-Yards.....	26-67	35-51
Passing-Yards.....	334	277
Comp-Att-Int.....	34-68-1	24-37-2
Total Offense.....	401	328
Fumbles-Lost.....	5-2	3-0
Penalties-Yards.....	7-50	9-61
Int Returns-Yards-TD.....	2-33-0	1-20-0
Time of Possession.....	28:44	31:16
Sacks-Yards.....	2-10	1-7

**LEADERS**

**RUSHING (No-Yds-TD)**

EIU - Benefield (14-46-2), Woodbery (7-10-0)  
TTU - Fisher (13-29-0), Gist (6-25-0)

**PASSING (Att-Cmp-Int-Yds-TD)**

EIU - Woodbery (68-34-1-334-2)  
TTU - Fisher (34-22-2-269-6), Miller (3-2-0-8-0)

**RECEIVING (No -Yds -TD)**

EIU - Lofton (10-124-0), Benefield (8-69-0)  
TTU - Stafford (4-73-2), Kilpatrick (4-65-1)

**DEFENSE (Tackles - Solo, Assist, TFL)**

EIU - S. Williams (5-2-1), D. Johnson (2-4-2), George (3-2-2)  
TTU - A. Moore (5-2-1), Carlisle (4-2-0.5)

**RECAP**

Eastern Illinois had its best offensive day of the season but a pair of second quarter turnovers led to 14 Tennessee Tech points as the Golden Eagles beat the Panthers 40-29. EIU jumped on the board in the first quarter as Harry Woodbery hit Xander Richards for a touchdown. It was the first lead of the season for the Panthers. For Woodbery it was one of a school record 68 passing attempts on the day. TTU would answer with 21 points in the second quarter, with 14 coming off turnovers. TTU eventually built the lead to 34-7 before EIU closed the gap late with a pair of Jaelin Benefield short rushing touchdowns.



**GAME 6 - Oct. 5, 2019**

Eastern Illinois ..... 17  
Murray State ..... 24

Murray, Ky.  
Stewart Stadium (4,205)

<b>Scoring</b>	<b>1</b>	<b>2</b>	<b>3</b>	<b>4</b>	<b>Final</b>
Eastern Illinois	0	7	3	7	17
Murray State	7	2	7	8	24

**FIRST QUARTER**

MUR - Hayes 23 pass from Rice (Webber kick) - 12:06

**SECOND QUARTER**

MUR - Warren safety  
EIU - Benefield 5 pass from Woodbery (Delgado kick) - 0:20

**THIRD QUARTER**

EIU - Delgado 30 field goal - 5:05  
MUR - Sappington 12 pass from Rice (Webber kick) - 3:31

**FOURTH QUARTER**

MUR - Brooks 23 pass from Rice (Sappington recp.) - 9:59  
EIU - Walker 3 run (Delgado kick) - 8:04

**TEAM STATS .....EIU .....MUR**

First Downs.....	19	21
Rushes-Yards.....	26-71	36-150
Passing-Yards.....	231	274
Comp-Att-Int.....	30-49-0	19-29-0
Total Offense.....	302	424
Fumbles-Lost.....	1-1	5-4
Penalties-Yards.....	8-52	8-93
Int Returns-Yards-TD.....	0-0-0	0-0-0
Time of Possession.....	32:54	27:06
Sacks-Yards.....	2-29	0-0

**LEADERS**

**RUSHING (No-Yds-TD)**

EIU - Benefield (14-32-0), Walker (9-29-1)  
MUR - McMillan (6-51-0), McCray (10-40-0)

**PASSING (Att-Cmp-Int-Yds-TD)**

EIU - Woodbery (49-30-0-231-1)  
MUR - Rice (29-19-0-274-3)

**RECEIVING (No -Yds -TD)**

EIU - Benefield (7-51-1), I. Hill (7-50-0), Phillips (5-43-0)  
MUR - Green (4-71-0), Brooks (3-45-1), Bell (2-42-0)

**DEFENSE (Tackles - Solo, Assist, TFL)**

EIU - Dewberry (3-4-0), Shockey (5-1-1.5), D. Johnson (5-0-0)  
MUR - Koclanakis (7-7-1), Catis (8-4-1), Warren (2-3-2)

**RECAP**

Murray State made a tackle at the half-yard line as time expired to keep Eastern Illinois out of the end zone a potential game tying touchdown during a 24-17 Racers win. EIU had moved the ball to the four yard line with 19 second remaining and no time outs. Harry Woodbery hit DeWayne Cooks on a crossing route and Cortez Roberts made the tackle at the one and only Cooks to fall a half yard. EIU had earlier touchdowns from Jaelin Benefield and Chris Walker while a Josh Delgado field goal in the third quarter gave the Panthers a 10-9 lead. Murray State answered with two touchdowns and a two-point conversion to lead 24-10 before the final dramatic drive. EIU's defense forced five fumbles on the day recovering four of them leading to three points.



**GAME 7 - Oct. 13, 2019**  
**Jacksonville State..... 28**  
 Eastern Illinois..... 20

Charleston, Ill.  
 O'Brien Field (3,170)

<b>Scoring</b>	<b>1</b>	<b>2</b>	<b>3</b>	<b>4</b>	<b>Final</b>
Jacksonville State.....	7.....	14.....	0.....	7.....	28
Eastern Illinois.....	7.....	0.....	7.....	6.....	20

**FIRST QUARTER**

EIU - I. Hill 25 pass from Woodbery (Delgado kick) - 8:47  
 JSU - Pearson 4 pass from Cooper (Wallace kick) - 3:41

**SECOND QUARTER**

JSU - Stepherson 19 pass from Cooper (Wallace kick) - 12:18  
 JSU - Matthews 3 run (Wallace kick) - 1:52

**THIRD QUARTER**

EIU - Benefield 3 run (Delgado kick) - 3:56

**FOURTH QUARTER**

EIU - I. Hill 10 run (kick failed) - 14:56  
 JSU - Pearson 39 pass from Cooper (Wallace kick) - 12:56

**TEAM STATS .....EIU .....JSU**

First Downs.....	19	22
Rushes-Yards.....	34-109	45-185
Passing-Yards.....	208	237
Comp-Att-Int.....	19-38-3	22-34-1
Total Offense.....	317	422
Fumbles-Lost.....	0-0	3-1
Penalties-Yards.....	4-29	7-72
Int Returns-Yards-TD.....	1-0-0	3-42-0
Time of Possession.....	29:45	30:15
Sacks-Yards.....	0-0	1-8

**LEADERS**

**RUSHING (No-Yds-TD)**

EIU - Walker (12-45-0), Benefield (14-26-1)  
 JSU - Matthews (15-92-1), West (4-42-0)

**PASSING (Att-Cmp-Int-Yds-TD)**

EIU - Woodbery (38-19-3-208-1)  
 JSU - Cooper (34-22-1-237-3)

**RECEIVING (No -Yds -TD)**

EIU - Sheehan (7-65-0), Benefield (4-43-0), I. Hill (4-41-1)  
 JSU - Hester (9-99-0), Pearson (5-70-2)

**DEFENSE (Tackles - Solo, Assist, TFL)**

EIU - D. Johnson (5-7-2), Greer (5-2-0), Crittenden (6-0-0)  
 JSU - Choice (6-2-1), Woodard (5-3-0)

**RECAP**

Eastern Illinois pushed No. 17 Jacksonville State to the limit but the young Panthers team came up just short in the end losing 28-20. EIU had three interceptions in the game, one of which was in the end zone. The other ended the first half and the game with the Panthers driving. James Sheehan returned to the line-up to make seven catches for 65 yards. EIU jumped out front 7-0 in the first quarter on a touchdown pass from Harry Woodbery to Isaiah Hill. JSU rallied to take a 21-7 lead at the half. The Panthers scored in the third quarter and the first play of the fourth quarter but missed an extra point to trail 21-20. JSU added one more touchdown to lead by eight before picking off a pass to end EIU's final drive and the game. Dytarious Johnson had 12 tackles to lead EIU's defense.



**GAME 8 - Oct. 19, 2019**  
 Eastern Illinois ..... 18  
 UT Martin..... 27

Martin, Tenn.  
 Graham Stadium (2,004)

<b>Scoring</b>	<b>1</b>	<b>2</b>	<b>3</b>	<b>4</b>	<b>Final</b>
Eastern Illinois.....	11.....	0.....	0.....	7.....	18
UT Martin.....	14.....	7.....	0.....	6.....	27

**FIRST QUARTER**

EIU - Crittenden 51 fumble return (I. Hill recp.) - 10:51  
 UTM - Williams 21 pass from Bachus (Courtright kick) - 8:09  
 UTM - Stephens 26 interception (Courtright kick) - 6:49  
 EIU - Masucci 31 field goal - 3:19

**SECOND QUARTER**

UTM - Dyal 6 pass from Bachus (Courtright kick) - 4:25

**FOURTH QUARTER**

UTM - Courtright 32 field goal - 11:14  
 EIU - I. Hill 11 pass from Woodbery (Masucci kick) - 6:26  
 UTM - Courtright 46 field goal - 5:15

**TEAM STATS .....EIU .....UTM**

First Downs.....	20	15
Rushes-Yards.....	28-69	37-133
Passing-Yards.....	287	108
Comp-Att-Int.....	26-50-3	8-20-0
Total Offense.....	356	241
Fumbles-Lost.....	1-0	1-1
Penalties-Yards.....	7-97	3-25
Int Returns-Yards-TD.....	0-0-0	3-32-1
Time of Possession.....	33:30	26:30
Sacks-Yards.....	3-26	2-13

**LEADERS**

**RUSHING (No-Yds-TD)**

EIU - Walker (16-60-0), McCullough (5-24-0)  
 UTM - Logan (20-109-0), Young (4-17-0)

**PASSING (Att-Cmp-Int-Yds-TD)**

EIU - Woodbery (50-26-3-287-1)  
 UTM - Bachus (20-8-0-108-2)

**RECEIVING (No -Yds -TD)**

EIU - I. Hill (15-157-1), Walker (3-25-0)  
 UTM - Williams (3-58-1), Dyal (2-9-1)

**DEFENSE (Tackles - Solo, Assist, TFL)**

EIU - Caputo (4-5-1), J. Johnson (3-6-0), D. Johnson (5-3-4)  
 UTM - Jefferson (5-4-2), Ford (4-2-2), Young (2-4-0)

**RECAP**

Eastern Illinois took momentum early as the Panthers scored on a 51-yard fumble return by Raymond Crittenden to get on the board first against league leading UT Martin. The Skyhawks would take the lead later in the first quarter on their own defensive touchdown as they held on to beat EIU 27-18. The Panthers had a big defensive day by Dytarious Johnson with eight tackles, four tackles for loss, two sacks and the forced fumble that Crittenden recovered. On the offensive side of the ball Isaiah Hill became the first EIU player since the 2013 season with 15 catches as he had 157 yards and one touchdown. A late field goal by Ryan Courtright gave UTM a two-score lead that the Panthers could not overcome.



**GAME 9 - Oct. 26, 2019**  
 Eastern Kentucky ..... 33  
 Eastern Illinois ..... 6

Charleston, Ill.  
 O'Brien Field (4,000)

<b>Scoring</b>	<b>1</b>	<b>2</b>	<b>3</b>	<b>4</b>	<b>Final</b>
Eastern Kentucky....	7.....	7.....	3.....	16.....	33
Eastern Illinois.....	0.....	0.....	0.....	6.....	6

**FIRST QUARTER**

EKU - Booth 7 run (Hayworth kick) - 8:18

**SECOND QUARTER**

EKU - McKinney 17 run (Hayworth kick) - 6:26

**THIRD QUARTER**

EKU - Hayworth 35 field goal - 13:17

**FOURTH QUARTER**

EKU - Hayworth 28 field goal - 14:17  
 EKU - Hayworth 25 field goal - 12:30  
 EKU - Hayworth 23 field goal - 6:17  
 EKU - Cain 1 run (Hayworth kick) - 4:56  
 EIU - Hill 10 pass from Woodbery (pass failed)

**TEAM STATS .....EIU .....EKU**

First Downs.....	8	12
Rushes-Yards.....	30-40	58-265
Passing-Yards.....	49	14
Comp-Att-Int.....	9-28-0	2-10-1
Total Offense.....	89	279
Fumbles-Lost.....	6-2	1-1
Penalties-Yards.....	5-37	3-19
Int Returns-Yards-TD.....	1-0-0	0-0-0
Time of Possession.....	24:02	35:58
Sacks-Yards.....	0-0	0-0

**LEADERS**

**RUSHING (No-Yds-TD)**

EIU - Walker (7-34-0), Rowell (4-15-0)  
 EKU - McCleskey (18-79-0), Booth (21-73-1)

**PASSING (Att-Cmp-Int-Yds-TD)**

EIU - Woodbery (28-9-0-49-1)  
 EKU - McKinney (9-2-1-14-0)

**RECEIVING (No -Yds -TD)**

EIU - I. Hill (2-9-1), Rooks (1-13-0), Lofton (1-13-0)  
 EKU - Dixon (1-8-0), McCleskey (1-6-0)

**DEFENSE (Tackles - Solo, Assist, TFL)**

EIU - S. Williams (6-5-1.5), Caputo (5-3-0.5)  
 EKU - Sayles (3-1-1), Glass(2-2-0)

**RECAP**

On a rain soaked homecoming game for Eastern Illinois, it was Eastern Kentucky that took advantage of the wet conditions rushing for 265 yards in a 33-6 win over the Panthers. EIU trailed 14-0 at the half and 17-0 at the end of three quarters. The Panthers defense limited EIU to four field goals after the Colonels started six of seven possessions in EIU territory. EIU finally mustered its best offensive drive of the game late in the fourth quarter with Isaiah Hill scoring on a 10-yard touchdown pass. EIU was held to just 89 yards of total offense, the second lowest total in school history.

2019 EIU PANTHERS FOOTBALL  
 EASTERN ILLINOIS Game Results  
 All games

Date	Opponent	Score	Overall Record	Ohio Valley Record	Time	Attend
----	-----	-----	-----	-----	----	-----
Aug 29, 2019	at Chattanooga	10-24 L	0-1	0-0	3:05	8,254
Sep 7, 2019	at Indiana	0-52 L	0-2	0-0	3:03	37,784
Sep 14, 2019	#12 ILLINOIS STATE	3-21 L	0-3	0-0	2:55	6,119
Sep 21, 2019	at Indiana State	6-16 L	0-4	0-0	2:53	6,216
* Sep 28, 2019	TENNESSEE TECH	29-40 L	0-5	0-1	3:35	7,055
* Oct 5, 2019	at Murray State	17-24 L	0-6	0-2	3:20	4,205
* Oct 12, 2019	#17 JACKSONVILLE STATE	20-28 L	0-7	0-3	3:17	3,170
* Oct 19, 2019	at UT Martin	17-28 L	0-8	0-4	3:17	2,004
* Oct 26, 2019	EASTERN KENTUCKY	6-33 L	0-9	0-5	3:00	4,000

\* indicates Ohio Valley Conference game

2019 EASTERN ILLINOIS STARTERS

OPPONENT	WR	WR	RT	RG	C	LG	LT	WR	SB/WR	RB	OB
Chattanooga	Richards	Lofton	Hoover	Sottosanto	Solomon	Tanelus	Strickland	Ray	Sheehan	Rowell	Brantley
Indiana	Richards	Lofton	Miller	Sottosanto	Solomon	Tanelus	Strickland	Ray	Sheehan	Benefield	Brantley
Illinois State	Richards	Lofton	Miller	Sottosanto	Solomon	Sanchez	Strickland	Ray	Stricker	Benefield	Brantley
Indiana State	Richards	Lofton	Miller	Sottosanto	Hoover	Sanchez	Strickland	Ray	Stricker	Benefield	Brantley
Tenn. Tech	Richards	Lofton	Imperio	Sottosanto	Hoover	Tanelus	Strickland	Ray	Stricker	Benefield	Woodbery
Murray State	I. Hill	Lofton	Imperio	Sottosanto	Hoover	Tanelus	Strickland	Ray	Cooks	Benefield	Woodbery
Jacksonville St.	I. Hill	Phillips	Imperio	Sottosanto	Hoover	Solomon	Strickland	Cooks	Sheehan	Benefield	Woodbery
UT Martin	I. Hill	Phillips	Imperio	Sottosanto	Hoover	Tanelus	Strickland	Cooks	Stricker	Benefield	Woodbery
Tennessee St.	I. Hill	Lofton	Imperio	Sottosanto	Hoover	Tanelus	Strickland	Cooks	Sheehan	C. Walker	Woodbery

OPPONENT	DE	NT	DT	DE/LB	LB	LB	LB	CB	SAF	SAF	CB
Chattanooga	A. Johnson	Greer	Deo	D. Johnson	Caputo	Gulley	Crittenden	J. Ross	Crosby	Dewberry	Page
Indiana	A. Johnson	Greer	Deo	D. Johnson	Caputo	Gulley	Crittenden	M. Williams	Crosby	Dewberry	Page
Illinois State	A. Johnson	Greer	Cole	D. Johnson	Caputo	Shockey	Crittenden	M. Williams	Crosby	Dewberry	J. Ross
Indiana State	A. Johnson	Greer	Cole	George	Mayes	D. Johnson	S. Williams	M. Williams	Crosby	Dewberry	J. Ross
Tenn. Tech	A. Johnson	Greer	Cole	D. Johnson	Mayes	S. Williams	Crittenden	M. Williams	Crosby	J. Jackson	J. Ross
Murray State	Brooks	Greer	George	D. Johnson	Shockey	S. Williams	Crittenden	M. Williams	Page	J. Jackson	J. Ross
Jacksonville St.	Brooks	Greer	Cole	D. Johnson	Caputo	J. Johnson	Crittenden	M. Williams	Crosby	Dewberry	Page
UT Martin	Ubaike	O'Neal	George	D. Johnson	Caputo	J. Johnson	Crittenden	M. Williams	Crosby	Dewberry	Page
Tennessee St.	O'Neal	Greer	George	D. Johnson	Caputo	J. Johnson	Crittenden	M. Williams	Crosby	Dewberry	Page

EASTERN ILLINOIS FOOTBALL  
 Eastern Illinois Overall Team Statistics (as of Oct 26, 2019)  
 All games

Team Statistics	EIU	OPP
SCORING	109	265
Points Per Game	12.1	29.4
Points Off Turnovers	11	54
FIRST DOWNS	140	165
Rushing	44	82
Passing	74	77
Penalty	22	6
RUSHING YARDAGE	777	1440
Yards gained rushing	1011	1730
Yards lost rushing	234	290
Rushing Attempts	283	379
Average Per Rush	2.7	3.8
Average Per Game	86.3	160.0
TDs Rushing	6	12
PASSING YARDAGE	1571	1853
Comp-Att-Int	177-362-11	142-232-7
Average Per Pass	4.3	8.0
Average Per Catch	8.9	13.0
Average Per Game	174.6	205.9
TDs Passing	7	20
TOTAL OFFENSE	2348	3293
Total Plays	645	611
Average Per Play	3.6	5.4
Average Per Game	260.9	365.9
KICK RETURNS: #-Yards	24-367	16-353
PUNT RETURNS: #-Yards	6-12	17-100
INT RETURNS: #-Yards	7-54	11-150
KICK RETURN AVERAGE	15.3	22.1
PUNT RETURN AVERAGE	2.0	5.9
INT RETURN AVERAGE	7.7	13.6
FUMBLES-LOST	21-8	15-8
PENALTIES-Yards	49-418	58-554
Average Per Game	46.4	61.6
PUNTS-Yards	62-2161	43-1631
Average Per Punt	34.9	37.9
Net punt average	32.9	37.7
KICKOFFS-Yards	27-1511	52-2981
Average Per Kick	56.0	57.3
Net kick average	39.2	42.1
TIME OF POSSESSION/Game	29:06	30:54
3RD-DOWN Conversions	39/154	55/133
3rd-Down Pct	25%	41%
4TH-DOWN Conversions	21/37	5/14
4th-Down Pct	57%	36%
SACKS BY-Yards	10-79	19-116
MISC YARDS	0	0
TOUCHDOWNS SCORED	14	33
FIELD GOALS-ATTEMPTS	4-7	11-16
ON-SIDE KICKS	0-1	0-0
RED-ZONE SCORES	(16-25) 64%	(31-38) 82%
RED-ZONE TOUCHDOWNS	(12-25) 48%	(22-38) 58%
PAT-ATTEMPTS	(9-11) 82%	(30-31) 97%
ATTENDANCE	20344	58463
Games/Avg Per Game	4/5086	5/11693
Neutral Site Games		0/0

Score by Quarters	1st	2nd	3rd	4th	OT	Total
Eastern Illinois	28	17	23	41	0	109
Opponents	80	85	44	56	0	265

EASTERN ILLINOIS FOOTBALL  
 Eastern Illinois Overall Individual Statistics (as of Oct 26, 2019)  
 All games

Rushing	gp	att	gain	loss	net	avg	td	lg	avg/g
WALKER, Chris	9	67	269	8	261	3.9	1	20	29.0
BENEFIELD, Jaelin	9	82	267	40	227	2.8	3	31	25.2
BRANTLEY, Johnathan	4	53	192	94	98	1.8	0	26	24.5
McCULLOUGH, Darsho	5	27	93	8	85	3.1	0	13	17.0
RAY, Marques	9	3	59	0	59	19.7	0	11	6.6
WOODBERRY, Harry	9	24	72	49	23	1.0	1	15	2.6
ROWELL, Courtney	9	17	32	11	21	1.2	0	9	2.3
HILL, Isaiah	5	5	20	3	17	3.4	1	10	3.4
COLUMBUS, Robert	2	3	7	0	7	2.3	0	5	3.5
PINKSTON, Kirk	6	1	0	0	0	0.0	0	0	0.0
TEAM	3	1	0	21	-21	-21.0	0	0	-7.0
Total	9	283	1011	234	777	2.7	6	31	86.3
Opponents	9	379	1730	290	1440	3.8	12	52	160.0

Passing	gp	effic	comp-att-int	pct	yds	td	lg	avg/g
WOODBERRY, Harry	9	88.00	142-286-10	49.7	1308	6	40	145.3
BRANTLEY, Johnathan	4	76.83	35-76-1	46.1	263	1	37	65.8
Total	9	85.65	177-362-11	48.9	1571	7	40	174.6
Opponents	9	150.71	142-232-7	61.2	1853	20	69	205.9

Receiving	gp	no.	yds	avg	td	lg	avg/g
HILL, Isaiah	5	35	300	8.6	3	40	60.0
BENEFIELD, Jaelin	9	35	267	7.6	1	37	29.7
LOFTON, Robbie	7	23	247	10.7	0	30	35.3
SHEEHAN, James	5	15	167	11.1	0	24	33.4
PHILLIPS, Teriq	7	11	136	12.4	0	35	19.4
RICHARDS, Xander	7	11	136	12.4	1	20	19.4
COOKS Jr., Dewayne	7	10	88	8.8	1	15	12.6
RAY, Marques	9	10	86	8.6	0	20	9.6
WALKER, Chris	9	10	26	2.6	0	15	2.9
PINKSTON, Kirk	6	6	37	6.2	0	20	6.2
ROOKS, Eric	8	4	45	11.2	0	21	5.6
SMITH, Alex	6	2	12	6.0	0	7	2.0
McCULLOUGH, Darsho	5	2	5	2.5	0	7	1.0
STRICKER, Nick	9	1	7	7.0	1	7	0.8
ROWELL, Courtney	9	1	7	7.0	0	7	0.8
JAMES, Ryan	2	1	5	5.0	0	5	2.5
Total	9	177	1571	8.9	7	40	174.6
Opponents	9	142	1853	13.0	20	69	205.9

Punt Returns	no.	yds	avg	td	lg
HILL, Isaiah	4	18	4.5	0	11
DEWBERRY, Bryce	1	2	2.0	0	2
PAGE, Corneliuss	1	-8	-8.0	0	0
Total	6	12	2.0	0	11
Opponents	17	100	5.9	0	14

Interceptions	no.	yds	avg	td	lg
ROSS, JJ	2	39	19.5	0	33
PAGE, Corneliuss	2	0	0.0	0	0
CRITTENDEN, Raymo	1	0	0.0	0	0
DEWBERRY, Bryce	1	15	15.0	0	15
JOHNSON, Dytarious	1	0	0.0	0	0
Total	7	54	7.7	0	33
Opponents	11	150	13.6	1	40

Kick Returns	no.	yds	avg	td	lg
HILL, Isaiah	8	143	17.9	0	35
BENEFIELD, Jaelin	6	84	14.0	0	23
McCULLOUGH, Darsho	4	72	18.0	0	22
HUGHES, Dylan	3	29	9.7	0	18
WILLIAMS, Mark	1	18	18.0	0	18
WALKER, Bryce	1	8	8.0	0	8
PAGE, Corneliuss	1	13	13.0	0	10
Total	24	367	15.3	0	35
Opponents	16	353	22.1	0	47

Fumble Returns	no.	yds	avg	td	lg
CRITTENDEN, Raymo	1	51	51.0	1	51
JOHNSON, Dytarious	1	50	50.0	0	49
GEORGE, D'Mitri	1	11	11.0	0	11
Total	3	112	37.3	1	51
Opponents	1	9	9.0	0	9

**EASTERN ILLINOIS FOOTBALL**  
 Eastern Illinois Overall Individual Statistics (as of Oct 26, 2019)  
 All games

Scoring	td	fg	PAT				dpx	saf	pts
			kick	rush	rcv	pass			
HILL, Isaiah	4	-	-	-	1	-	-	-	26
BENEFIELD, Jaelin	4	-	-	-	-	-	-	-	24
DELGADO, Josh	-	3-6	8-10	-	-	-	-	-	17
RICHARDS, Xander	1	-	-	-	1	-	-	-	8
STRICKER, Nick	1	-	-	-	-	-	-	-	6
WOODBERRY, Harry	1	-	-	0-1	-	2-2	-	-	6
COOKS Jr., Dewayne	1	-	-	-	-	-	-	-	6
WALKER, Chris	1	-	-	-	-	-	-	-	6
CRITTENDEN, Raymo	1	-	-	-	-	-	-	-	6
MASUCCI, Christiaan	-	1-1	1-1	-	-	-	-	-	4
<b>Total</b>	<b>14</b>	<b>4-7</b>	<b>9-11</b>	<b>0-1</b>	<b>2</b>	<b>2-2</b>	<b>-</b>	<b>-</b>	<b>109</b>
<b>Opponents</b>	<b>33</b>	<b>11-16</b>	<b>30-31</b>	<b>0-1</b>	<b>1</b>	<b>1-1</b>	<b>-</b>	<b>1</b>	<b>265</b>

Total Offense	g	plays	rush	pass	total	avg/g
WOODBERRY, Harry	9	310	23	1308	1331	147.9
BRANTLEY, Johnathan	4	129	98	263	361	90.2
WALKER, Chris	9	67	261	0	261	29.0
BENEFIELD, Jaelin	9	82	227	0	227	25.2
McCULLOUGH, Darsho	5	27	85	0	85	17.0
RAY, Marques	9	3	59	0	59	6.6
ROWELL, Courtney	9	17	21	0	21	2.3
HILL, Isaiah	5	5	17	0	17	3.4
COLUMBUS, Robert	2	3	7	0	7	3.5
<b>TEAM</b>	<b>3</b>	<b>1</b>	<b>-21</b>	<b>0</b>	<b>-21</b>	<b>-7.0</b>
<b>Total</b>	<b>9</b>	<b>645</b>	<b>777</b>	<b>1571</b>	<b>2348</b>	<b>260.9</b>
<b>Opponents</b>	<b>9</b>	<b>611</b>	<b>1440</b>	<b>1853</b>	<b>3293</b>	<b>365.9</b>

Field Goals	fg	pct.	01-19	20-29	30-39	40-49	50-99	lg	blk
DELGADO, Josh	3-6	50.0	0-0	0-2	3-3	0-0	0-1	37	0
MASUCCI, Christiaan	1-1	100.0	0-0	0-0	1-1	0-0	0-0	31	0

FG Sequence	Eastern Illinois	Opponents
Chattanooga	(37)	(37),36
Indiana	-	(48)
Illinois State	(34),29	-
Indiana State	-	(23),(27),(21),36
Tennessee Tech	24	-
Murray St.	50,(30)	44
Jacksonville State	-	40
UT Martin	(31)	(32),(46)
Eastern Kentucky	-	41,(35),(28),(25),(23)

Punting	no.	yds	avg	lg	tb	fc	i20	50+	blk
GALLOWAY, Stone	41	1493	36.4	53	1	3	4	4	0
DELGADO, Josh	15	498	33.2	48	0	9	3	0	0
MASUCCI, Christiaan	5	156	31.2	38	0	1	1	0	0
<b>TEAM</b>	<b>1</b>	<b>14</b>	<b>14.0</b>	<b>14</b>	<b>0</b>	<b>0</b>	<b>0</b>	<b>0</b>	<b>1</b>
<b>Total</b>	<b>62</b>	<b>2161</b>	<b>34.9</b>	<b>53</b>	<b>1</b>	<b>13</b>	<b>8</b>	<b>4</b>	<b>1</b>
<b>Opponents</b>	<b>43</b>	<b>1631</b>	<b>37.9</b>	<b>55</b>	<b>0</b>	<b>12</b>	<b>15</b>	<b>4</b>	<b>0</b>

Kickoffs	no.	yds	avg	tb	ob	retn	net	ydln
DELGADO, Josh	27	1511	56.0	4	1			
<b>Total</b>	<b>27</b>	<b>1511</b>	<b>56.0</b>	<b>4</b>	<b>1</b>	<b>22.1</b>	<b>39.2</b>	<b>25</b>
<b>Opponents</b>	<b>52</b>	<b>2981</b>	<b>57.3</b>	<b>17</b>	<b>2</b>	<b>15.3</b>	<b>42.1</b>	<b>22</b>

Numbers in (parentheses) indicate field goal was made.

EASTERN ILLINOIS FOOTBALL  
 Eastern Illinois Overall Individual Statistics (as of Oct 26, 2019)  
 All games

All Purpose	g	rush	rcv	pr	kr	ir	total	avg/g
BENEFIELD, Ja	9	227	267	0	84	0	578	64.2
HILL, Isaiah	5	17	300	18	143	0	478	95.6
WALKER, Chris	9	261	26	0	0	0	287	31.9
LOFTON, Robbi	7	0	247	0	0	0	247	35.3
SHEEHAN, Jam	5	0	167	0	0	0	167	33.4
McCULLOUGH,	5	85	5	0	72	0	162	32.4
RAY, Marques	9	59	86	0	0	0	145	16.1
PHILLIPS, Teriq	7	0	136	0	0	0	136	19.4
RICHARDS,Xan	7	0	136	0	0	0	136	19.4
BRANTLEY, Joh	4	98	0	0	0	0	98	24.5
COOKS Jr., Dew	7	0	88	0	0	0	88	12.6
ROOKS, Eric	8	0	45	0	0	0	45	5.6
ROSS, JJ	9	0	0	0	0	39	39	4.3
PINKSTON, Kirk	6	0	37	0	0	0	37	6.2
HUGHES, Dylan	6	0	0	0	29	0	29	4.8
ROWELL, Court	9	21	7	0	0	0	28	3.1
WOODBERRY, H	9	23	0	0	0	0	23	2.6
WILLIAMS, Mar	8	0	0	0	18	0	18	2.2
DEWBERRY, Br	8	0	0	2	0	15	17	2.1
SMITH, Alex	6	0	12	0	0	0	12	2.0
WALKER, Bryce	7	0	0	0	8	0	8	1.1
STRICKER, Nick	9	0	7	0	0	0	7	0.8
COLUMBUS, Ro	2	7	0	0	0	0	7	3.5
PAGE,Cornelius	9	0	0	-8	13	0	5	0.6
JAMES, Ryan	2	0	5	0	0	0	5	2.5
TEAM	3	-21	0	0	0	0	-21	-7.0
Total	9	777	1571	12	367	54	2781	309.0
Opponents	9	1440	1853	100	353	150	3896	432.9

**EASTERN ILLINOIS FOOTBALL**  
**Eastern Illinois Overall Defensive Statistics (as of Oct 26, 2019)**  
**All games**

#	Defensive Leaders	gp	Tackles				tfl/yds	Sacks	Pass defense			Fumbles		blkd	
			ua	a	tot	no-yds		int-yds	brup	qbh	rcv-yds	ff	kick	saf	
51	JOHNSON, Dytarious	9	31	27	58	13.0-56	4.0-26	1-0	1	3	2-50	2	.	.	
45	CAPUTO, Joe	6	25	17	42	4.0-4	.	.	.	2	.	.	.	.	
4	CRITTENDEN, Raymo	9	28	13	41	2.5-7	.	1-0	1	1	1-51	2	.	.	
2	DEWBERRY, Bryce	8	18	21	39	1.0-3	.	1-15	1	.	1-0	1	.	.	
8D	CROSBY, Antonio	9	23	16	39	2.5-6	.	.	2	.	.	.	.	.	
50	WILLIAMS, Sean	9	16	19	35	4.0-6	.	.	.	.	.	.	.	.	
96	GREER, Terrell	8	15	18	33	6.0-14	0.5-1	.	.	3	1-0	.	1	.	
52	JOHNSON, Jason	7	19	12	31	1.0-2	.	.	.	.	.	.	.	.	
21	WILLIAMS, Mark	8	22	8	30	1.0-33	.	.	5	.	.	.	.	.	
47	SHOCKEY, Anthony	9	20	9	29	3.0-12	0.5-8	.	.	1	.	2	.	.	
3	PAGE, Corneliuss	9	19	5	24	2.5-3	.	2-0	10	.	.	.	.	.	
95	COLE, Kylan	9	8	13	21	1.5-4	1.0-3	.	.	.	.	.	.	.	
91	GEORGE, D'Mitri	9	8	13	21	3.5-5	.	.	.	.	2-11	.	.	.	
33	JOHNSON, Austin	5	8	12	20	4.0-17	1.0-8	.	.	1	.	.	.	.	
23	ROSS, JJ	9	14	5	19	.	.	2-39	2	.	.	.	.	.	
99	O'NEAL, Jayden	9	7	9	16	3.0-16	1.0-10	.	.	.	.	.	.	.	
26	JACKSON, Jordan	8	8	6	14	1.0-3	.	.	.	.	.	.	.	.	
55	BROOKS, Charlie	7	5	8	13	3.0-19	1.5-14	.	1	1	.	.	.	.	
59	UBAIKE, James	8	3	9	12	2.0-5	.	.	.	1	.	.	.	.	
93	DEO, Ronell	9	7	5	12	0.5-1	.	.	.	.	.	.	.	.	
54	OJO, BJ	9	6	4	10	1.0-10	0.5-9	.	.	.	.	1	.	.	
28	MAYES, Skyler	4	4	6	10	1.5-3	.	.	.	1	.	.	.	.	
97	VARGA, Tim	8	7	2	9	1.0-2	.	.	.	.	.	1	.	.	
20	BORNSLATER, Marcus	7	5	4	9	.	.	.	1	.	.	.	.	.	
7	GULLEY, Iziah	2	6	.	6	.	.	.	.	.	.	.	.	.	
25	SHELTON, Charles	9	4	2	6	.	.	.	.	.	.	.	.	.	
92	LEACH, Cameron	8	4	2	6	.	.	.	.	.	.	.	.	.	
6	BROWN, Edwyn	4	4	1	5	.	.	.	1	.	.	.	.	.	
32	HUGHES, Dylan	6	3	.	3	.	.	.	.	.	.	.	.	.	
22	ROWELL, Courtney	9	1	1	2	.	.	.	.	.	1-0	.	.	.	
82	RICHARDS, Xander	7	2	.	2	.	.	.	.	.	.	.	.	.	
19	LOFTON, Robbie	7	2	.	2	.	.	.	.	.	.	.	.	.	
9	BENEFIELD, Jaelin	9	2	.	2	.	.	.	.	.	.	.	.	.	
41	COLUMBUS, Robert	2	2	.	2	.	.	.	.	.	.	.	.	.	
46	AQEL, Ameer	8	2	.	2	.	.	.	.	.	.	.	.	.	
49	EDWARDS, Grant	4	2	.	2	.	.	.	1	.	.	.	.	.	
29	FILER, Jonas	6	1	.	1	.	.	.	.	.	.	.	.	.	
86	SHEEHAN, James	5	1	.	1	.	.	.	.	.	.	.	.	.	
24	McCULLOUGH, Darsh	5	.	1	1	0.5-1	.	.	.	.	.	.	.	.	
77	GLEYZER, Ivan	5	.	1	1	.	.	.	.	.	.	.	.	.	
79	SOTTOSANTO, Antho	9	1	.	1	.	.	.	.	.	.	.	.	.	
38	WADDELL, Darius	1	1	.	1	.	.	.	.	.	.	.	.	.	
83	PHILLIPS, Teriq	7	.	1	1	.	.	.	.	.	.	.	.	.	
34	BUCHANAN, Anthony	2	1	.	1	.	.	.	.	.	.	.	.	.	
90	DELGADO, Josh	9	1	.	1	.	.	.	.	.	.	.	.	.	
7X	HILL, Isaiah	5	1	.	1	.	.	.	.	.	.	.	.	.	
42	GUIDO, Brandon	2	.	.	.	.	.	.	1	.	.	.	.	.	
Total		9	367	270	637	63-232	10-79	7-54	27	14	8-112	9	1	.	
Opponents		9	343	211	554	64-233	19-116	11-150	49	43	8-9	8	1	1	

**EASTERN ILLINOIS FOOTBALL**  
 Eastern Illinois Team Game-by-Game (as of Oct 26, 2019)  
 All games

TEAM STATISTICS

Date	Opponent	Rushing				Receiving				Passing				Kick Returns				Punt Returns				tot off
		no.	yds	td	lg	no.	yds	td	lg	cmp-att-int	yds	td	lg	no.	yds	td	lg	no.	yds	td	lg	
Aug 29	at Chattanooga	36	130	0	31	26	240	1	24	26-47-1	240	1	24	2	21	0	13	2	-6	0	2	370
Sep 07	at Indiana	31	52	0	9	11	64	0	14	11-25-0	64	0	14	0	0	0	0	0	0	0	0	116
Sep 14	ILLINOIS STATE	39	118	0	26	10	79	0	37	10-28-0	79	0	37	3	61	0	22	0	0	0	0	197
09/21/2019	at Indiana State	33	121	1	18	12	79	0	20	12-29-3	79	0	20	5	83	0	23	0	0	0	0	200
Sep 28	TENNESSEE TECH	26	67	2	11	34	334	2	30	34-68-1	334	2	30	2	37	0	26	2	10	0	11	401
Oct 05	at Murray St.	26	71	1	15	30	231	1	22	30-49-0	231	1	22	2	63	0	35	1	-1	0	0	302
Oct 12	JACKSONVILLE STATE	34	109	2	20	19	208	1	35	19-38-3	208	1	35	4	63	0	26	1	9	0	9	317
Oct 19	at UT Martin	28	69	0	19	26	287	1	40	26-50-3	287	1	40	1	15	0	15	0	0	0	0	356
Oct 26	EASTERN KENTUCKY	30	40	0	11	9	49	1	13	9-28-0	49	1	13	5	24	0	18	0	0	0	0	89
Opponents		283	777	6	31	177	1571	7	40	177-362-11	1571	7	40	24	367	0	35	6	12	0	11	2348
Opponents		379	1440	12	52	142	1853	20	69	142-232-7	1853	20	69	16	353	0	47	17	100	0	14	3293

Games: 9 • Avg/rush: 2.7 • Avg/catch: 8.9 • Pass effic: 85.65 • KR avg: 15.3 • PR avg: 2.0 • All purpose avg/game: 309.0 • Total offense avg/gm: 260.9

Date	Opponent	Tackles				Sacks	Fumble		Pass Defense			blkd	PAT Attempts			off				
		ua	a	total	tfl-yds	no-yds	ff	fr-yds	int-yds	qbh	brup	kick	kick	rush	rcv	saf	t/o	pts		
Aug 29	at Chattanooga	44	2	46	5.0-10	0.0-0	0	0-0	2-15	1	2	0	1-1	0	0	0	0	0	0	10
Sep 07	at Indiana	53	12	65	4.0-12	0.0-0	0	0-0	0-0	0	3	0	0-0	0	0	0	0	0	0	0
Sep 14	ILLINOIS STATE	29	44	73	8.0-35	2.0-11	1	0-0	0-0	3	1	0	0-0	0	0	0	0	0	0	3
09/21/2	at Indiana State	30	68	98	8.0-19	1.0-3	1	1-0	1-6	1	3	0	0-1	0	0	0	0	0	0	6
Sep 28	TENNESSEE TECH	41	24	65	9.0-52	2.0-10	1	0-0	2-33	3	6	0	3-3	0	1	0	0	0	0	29
Oct 05	at Murray St.	41	26	67	9.0-43	2.0-29	3	4-50	0-0	2	2	0	2-2	0	0	0	0	3	17	
Oct 12	JACKSONVILLE STATE	56	20	76	5.0-10	0.0-0	1	1-0	1-0	0	5	0	2-3	0	0	0	0	0	0	20
Oct 19	at UT Martin	29	36	65	7.0-34	3.0-26	1	1-51	0-0	4	3	0	1-1	0	1	0	0	8	18	
Oct 26	EASTERN KENTUCKY	44	38	82	8.0-17	0.0-0	1	1-11	1-0	0	2	1	0-0	0	0	0	0	0	0	6
Opponents		367	270	637	63.0-232	10.0-79	9	8-112	7-54	14	27	1	9-11	0	2	0	11	109		
Opponents		343	211	554	64.5-233	19.0-116	8	8-9	11-150	43	49	1	30-31	0	1	1	54	265		

Date	Opponent	Punting								Field Goals			Kickoffs					
		no.	yds	avg	long	blkd	tb	fc	50+	i20	md-att	long	blkd	no.	yds	avg	tb	ob
Aug 29	at Chattanooga	6	201	33.5	44	0	0	6	0	2	1-1	37	0	3	179	59.7	0	0
Sep 07	at Indiana	11	347	31.5	48	1	0	2	0	1	0-0	0	0	1	43	43.0	0	0
Sep 14	ILLINOIS STATE	8	301	37.6	53	0	0	2	1	2	1-2	34	0	2	112	56.0	0	0
09/21/2	at Indiana State	5	210	42.0	51	0	0	1	2	0	0-0	0	0	2	124	62.0	0	0
Sep 28	TENNESSEE TECH	7	245	35.0	38	0	0	1	0	2	0-1	0	0	4	203	50.8	2	0
Oct 05	at Murray St.	5	196	39.2	52	0	0	0	1	0	1-2	30	0	5	277	55.4	0	0
Oct 12	JACKSONVILLE STATE	6	210	35.0	41	0	0	1	0	1	0-0	0	0	4	210	52.5	1	0
Oct 19	at UT Martin	4	125	31.2	40	0	0	0	0	0	1-1	31	0	4	241	60.2	0	1
Oct 26	EASTERN KENTUCKY	10	326	32.6	46	0	1	0	0	0	0-0	0	0	2	122	61.0	1	0
Opponents		62	2161	34.9	53	1	1	13	4	8	4-7	37	0	27	1511	56.0	4	1
Opponents		43	1631	37.9	55	0	0	12	4	15	11-16	48	1	52	2981	57.3	17	2

**EASTERN ILLINOIS FOOTBALL**  
 Eastern Illinois Opponent Game-by-Game (as of Oct 26, 2019)  
 All games

**OPPONENT STATISTICS**

Date	Opponent	Rushing				Receiving				Passing				Kick Returns				Punt Returns				tot off
		no.	yds	td	lg	no.	yds	td	lg	cmp-att-int	yds	td	lg	no.	yds	td	lg	no.	yds	td	lg	
Aug 29	at Chattanooga	33	94	2	14	17	256	1	59	17-27-2	256	1	59	1	26	0	26	0	0	0	0	350
Sep 07	at Indiana	34	114	3	10	30	441	4	64	30-41-0	441	4	64	1	14	0	14	3	13	0	9	555
Sep 14	ILLINOIS STATE	51	254	3	52	5	31	0	13	5-11-0	31	0	13	2	50	0	34	1	3	0	3	285
09/21/2019	at Indiana State	50	148	0	13	15	195	1	69	15-23-1	195	1	69	2	41	0	21	1	8	0	8	343
Sep 28	TENNESSEE TECH	35	51	0	11	24	277	6	41	24-37-2	277	6	41	1	12	0	12	1	2	0	2	328
Oct 05	at Murray St.	36	196	0	32	19	294	3	36	19-29-0	294	3	36	2	27	0	24	2	19	0	10	490
Oct 12	JACKSONVILLE STATE	45	185	1	34	22	237	3	39	22-34-1	237	3	39	3	38	0	16	2	0	0	7	422
Oct 19	at UT Martin	37	133	0	33	8	108	2	23	8-20-0	108	2	23	3	99	0	47	2	7	0	6	241
Oct 26	EASTERN KENTUCKY	58	265	3	35	2	14	0	8	2-10-1	14	0	8	1	46	0	46	5	48	0	14	279
Eastern Illinois		379	1440	12	52	142	1853	20	69	142-232-7	1853	20	69	16	353	0	47	17	100	0	14	3293
Eastern Illinois		283	777	6	31	177	1571	7	40	177-362-11	1571	7	40	24	367	0	35	6	12	0	11	2348

Games: 9 • Avg/rush: 3.8 • Avg/catch: 13.0 • Pass effic: 150.71 • KR avg: 22.1 • PR avg: 5.9 • All purpose avg/game: 432.9 • Total offense avg/gm: 365.9

Date	Opponent	Tackles				Sacks no-yds	Fumble		Pass Defense			blkd kick	PAT Attempts			off			
		ua	a	total	tfl-yds		ff	fr-yds	int-yds	qbh	brup		kick	rush	rcv	saf	t/o	pts	
Aug 29	at Chattanooga	50	14	64	4.0-12	1.0-3	1	2-0	1-19	3	10	0	3-3	0	0	0	0	7	24
Sep 07	at Indiana	34	14	48	8.0-26	2.0-12	0	0-0	0-0	1	5	1	7-7	0	0	0	0	0	52
Sep 14	ILLINOIS STATE	39	21	60	15.5-80	9.0-61	1	0-0	0-0	3	2	0	3-3	0	0	0	0	0	21
09/21/2	at Indiana State	29	40	69	7.0-20	3.0-12	1	1-0	3-37	4	5	0	1-1	0	0	0	0	9	16
Sep 28	TENNESSEE TECH	49	16	65	7.0-24	1.0-7	3	2-9	1-20	6	8	0	4-5	0	0	0	0	14	40
Oct 05	at Murray St.	41	26	67	5.0-12	0.0-0	0	1-0	0-0	5	7	0	2-2	0	1	1	0	0	24
Oct 12	JACKSONVILLE STATE	40	24	64	3.0-16	1.0-8	0	0-0	3-42	0	3	0	4-4	0	0	0	0	7	28
Oct 19	at UT Martin	28	46	74	8.0-27	2.0-13	1	0-0	3-32	16	6	0	3-3	0	0	0	0	7	27
Oct 26	EASTERN KENTUCKY	33	10	43	7.0-16	0.0-0	1	2-0	0-0	5	3	0	3-3	0	0	0	0	10	33
Eastern Illinois		343	211	554	64.5-233	19.0-116	8	8-9	11-150	43	49	1	30-31	0	1	1	54	265	
Eastern Illinois		367	270	637	63.0-232	10.0-79	9	8-112	7-54	14	27	1	9-11	0	2	0	11	109	

Date	Opponent	Punting										Field Goals			Kickoffs			
		no.	yds	avg	long	blkd	tb	fc	50+	i20	md-att	long	blkd	no.	yds	avg	tb	ob
Aug 29	at Chattanooga	6	259	43.2	55	0	0	2	2	2	1-2	37	0	4	235	58.8	0	0
Sep 07	at Indiana	3	124	41.3	49	0	0	2	0	2	1-1	48	0	9	485	53.9	5	0
Sep 14	ILLINOIS STATE	8	298	37.2	44	0	0	3	0	2	0-0	0	0	4	251	62.8	1	0
09/21/2	at Indiana State	2	84	42.0	43	0	0	2	0	1	3-4	27	0	5	304	60.8	0	0
Sep 28	TENNESSEE TECH	7	267	38.1	47	0	0	1	0	1	0-0	0	0	7	455	65.0	5	0
Oct 05	at Murray St.	4	146	36.5	50	0	0	0	1	2	0-1	0	0	4	191	47.8	0	0
Oct 12	JACKSONVILLE STATE	5	148	29.6	51	0	0	1	1	1	0-1	0	0	5	264	52.8	1	0
Oct 19	at UT Martin	5	174	34.8	41	0	0	1	0	2	2-2	46	0	6	379	63.2	5	0
Oct 26	EASTERN KENTUCKY	3	131	43.7	46	0	0	0	0	2	4-5	35	1	8	417	52.1	0	2
Eastern Illinois		43	1631	37.9	55	0	0	12	4	15	11-16	48	1	52	2981	57.3	17	2
Eastern Illinois		62	2161	34.9	53	1	1	13	4	8	4-7	37	0	27	1511	56.0	4	1

EASTERN ILLINOIS FOOTBALL  
 Eastern Illinois Game Superlatives (as of Oct 26, 2019)  
 All games

INDIVIDUAL GAME HIGHS

Rushes	23	BRANTLEY, Johnathan vs Illinois State (Sep 14, 2019)
Yards Rushing	60	WALKER, Chris at UT Martin (Oct 19, 2019)
TD Rushes	2	BENEFIELD, Jaelin vs Tennessee Tech (Sep 28, 2019)
Long Rush	31	BENEFIELD, Jaelin at Chattanooga (Aug 29, 2019)
Pass attempts	68	WOODBERRY, Harry vs Tennessee Tech (Sep 28, 2019)
Pass completions	34	WOODBERRY, Harry vs Tennessee Tech (Sep 28, 2019)
Yards Passing	334	WOODBERRY, Harry vs Tennessee Tech (Sep 28, 2019)
TD Passes	2	WOODBERRY, Harry vs Tennessee Tech (Sep 28, 2019)
Long Pass	40	WOODBERRY, Harry at UT Martin (Oct 19, 2019)
Receptions	15	HILL, Isaiah at UT Martin (Oct 19, 2019)
Yards Receiving	157	HILL, Isaiah at UT Martin (Oct 19, 2019)
TD Receptions	1	STRICKER, Nick at Chattanooga (Aug 29, 2019)
	1	RICHARDS, Xander vs Tennessee Tech (Sep 28, 2019)
	1	COOKS Jr., Dewayne vs Tennessee Tech (Sep 28, 2019)
	1	BENEFIELD, Jaelin at Murray St. (Oct 05, 2019)
	1	HILL, Isaiah vs Jacksonville State (Oct 12, 2019)
	1	HILL, Isaiah at UT Martin (Oct 19, 2019)
	1	HILL, Isaiah vs Eastern Kentucky (Oct 26, 2019)
Long Reception	40	HILL, Isaiah at UT Martin (Oct 19, 2019)
Field Goals	1	DELGADO, Josh at Chattanooga (Aug 29, 2019)
	1	DELGADO, Josh vs Illinois State (Sep 14, 2019)
	1	DELGADO, Josh at Murray St. (Oct 05, 2019)
	1	MASUCCI, Christiaan at UT Martin (Oct 19, 2019)
Long Field Goal	37	DELGADO, Josh at Chattanooga (Aug 29, 2019)
Punts	10	GALLOWAY, Stone vs Eastern Kentucky (Oct 26, 2019)
Punting Avg	45.2	GALLOWAY, Stone vs Illinois State (Sep 14, 2019)
Long Punt	53	GALLOWAY, Stone vs Illinois State (Sep 14, 2019)
Punts inside 20	2	DELGADO, Josh at Chattanooga (Aug 29, 2019)
	2	GALLOWAY, Stone vs Tennessee Tech (Sep 28, 2019)
Long Punt Return	11	HILL, Isaiah vs Tennessee Tech (Sep 28, 2019)
Long Kickoff Return	35	HILL, Isaiah at Murray St. (Oct 05, 2019)
Tackles	13	JOHNSON, Austin at Indiana State (09/21/2019)
Sacks	2.0	JOHNSON, Dytarious at UT Martin (Oct 19, 2019)
Tackles For Loss	4.0	JOHNSON, Dytarious at UT Martin (Oct 19, 2019)
Interceptions	1	DEWBERRY, Bryce at Chattanooga (Aug 29, 2019)
	1	CRITTENDEN, Raymond at Chattanooga (Aug 29, 2019)
	1	ROSS, JJ at Indiana State (09/21/2019)
	1	ROSS, JJ vs Tennessee Tech (Sep 28, 2019)
	1	PAGE, Cornelius vs Tennessee Tech (Sep 28, 2019)
	1	PAGE, Cornelius vs Jacksonville State (Oct 12, 2019)
	1	JOHNSON, Dytarious vs Eastern Kentucky (Oct 26, 2019)

EASTERN ILLINOIS FOOTBALL  
 Eastern Illinois Game Superlatives (as of Oct 26, 2019)  
 All games

TEAM GAME HIGHS

Rushes	39	vs Illinois State (Sep 14, 2019)
Yards Rushing	130	at Chattanooga (Aug 29, 2019)
Yards Per Rush	3.7	at Indiana State (09/21/2019)
TD Rushes	2	vs Tennessee Tech (Sep 28, 2019)
	2	vs Jacksonville State (Oct 12, 2019)
Pass attempts	68	vs Tennessee Tech (Sep 28, 2019)
Pass completions	34	vs Tennessee Tech (Sep 28, 2019)
Yards Passing	334	vs Tennessee Tech (Sep 28, 2019)
Yards Per Pass	5.7	at UT Martin (Oct 19, 2019)
TD Passes	2	vs Tennessee Tech (Sep 28, 2019)
Total Plays	94	vs Tennessee Tech (Sep 28, 2019)
Total Offense	401	vs Tennessee Tech (Sep 28, 2019)
Yards Per Play	4.6	at UT Martin (Oct 19, 2019)
Points	29	vs Tennessee Tech (Sep 28, 2019)
Sacks By	3	at UT Martin (Oct 19, 2019)
First Downs	23	at Chattanooga (Aug 29, 2019)
Penalties	8	at Murray St. (Oct 05, 2019)
Penalty Yards	97	at UT Martin (Oct 19, 2019)
Turnovers	4	at Indiana State (09/21/2019)
Interceptions By	2	at Chattanooga (Aug 29, 2019)
	2	vs Tennessee Tech (Sep 28, 2019)
Punts	11	at Indiana (Sep 07, 2019)
Punting Avg	42.0	at Indiana State (09/21/2019)
Long Punt	53	vs Illinois State (Sep 14, 2019)
Punts inside 20	2	at Chattanooga (Aug 29, 2019)
	2	vs Illinois State (Sep 14, 2019)
	2	vs Tennessee Tech (Sep 28, 2019)
Long Punt Return	11	vs Tennessee Tech (Sep 28, 2019)

EASTERN ILLINOIS FOOTBALL  
 Eastern Illinois Game Superlatives (as of Oct 26, 2019)  
 All games

OPPONENT INDIVIDUAL GAME HIGHS

Rushes	23	Robinson,James, vs Illinois State (Sep 14, 2019)
Yards Rushing	146	Robinson,James, vs Illinois State (Sep 14, 2019)
TD Rushes	3	Robinson,James, vs Illinois State (Sep 14, 2019)
Long Rush	52	Robinson,James, vs Illinois State (Sep 14, 2019)
Pass attempts	34	FISHER, Bailey, vs Tennessee Tech (Sep 28, 2019)
	34	COOPER,Zerrick, vs Jacksonville State (Oct 12, 2019)
Pass completions	22	FISHER, Bailey, vs Tennessee Tech (Sep 28, 2019)
	22	COOPER,Zerrick, vs Jacksonville State (Oct 12, 2019)
Yards Passing	294	RICE, Preston, at Murray St. (Oct 05, 2019)
TD Passes	6	FISHER, Bailey, vs Tennessee Tech (Sep 28, 2019)
Long Pass	69	Wilderman, Kurt, at Indiana State (09/21/2019)
Receptions	9	HESTER,Jamari, vs Jacksonville State (Oct 12, 2019)
Yards Receiving	110	Hale, Donavan, at Indiana (Sep 07, 2019)
TD Receptions	2	STAFFORD, Darri, vs Tennessee Tech (Sep 28, 2019)
	2	HICKS, Austin, vs Tennessee Tech (Sep 28, 2019)
	2	PEARSON,Josh, vs Jacksonville State (Oct 12, 2019)
Long Reception	69	Morgan, Rontrez, at Indiana State (09/21/2019)
Field Goals	4	HAYWORTH, Sam, vs Eastern Kentucky (Oct 26, 2019)
Long Field Goal	48	Campbell, C., at Indiana (Sep 07, 2019)
Punts	8	Bohlken,JT, vs Illinois State (Sep 14, 2019)
Punting Avg	43.7	RICHARDS, P., vs Eastern Kentucky (Oct 26, 2019)
Long Punt	55	Colin Brewer, at Chattanooga (Aug 29, 2019)
Punts inside 20	2	Colin Brewer, at Chattanooga (Aug 29, 2019)
	2	Whitehead, H., at Indiana (Sep 07, 2019)
	2	Bohlken,JT, vs Illinois State (Sep 14, 2019)
	2	DAWSON, Steve, at Murray St. (Oct 05, 2019)
	2	COX, Zane, at UT Martin (Oct 19, 2019)
	2	RICHARDS, P., vs Eastern Kentucky (Oct 26, 2019)
Long Punt Return	14	GROSS, Jerome, vs Eastern Kentucky (Oct 26, 2019)
Long Kickoff Return	47	WILLIAMS, Terry, at UT Martin (Oct 19, 2019)
Tackles	14	KOCLANAKIS, A., at Murray St. (Oct 05, 2019)
Sacks	2.5	McKnight,Romeo, vs Illinois State (Sep 14, 2019)
Tackles For Loss	3.0	McKnight,Romeo, vs Illinois State (Sep 14, 2019)
	3.0	ORDWAY, Cam, at UT Martin (Oct 19, 2019)
Interceptions	2	WILLIAMS,Traco, vs Jacksonville State (Oct 12, 2019)

EASTERN ILLINOIS FOOTBALL  
 Eastern Illinois Game Superlatives (as of Oct 26, 2019)  
 All games

OPPONENT TEAM GAME HIGHS

Rushes	58	vs Eastern Kentucky (Oct 26, 2019)
Yards Rushing	265	vs Eastern Kentucky (Oct 26, 2019)
Yards Per Rush	5.4	at Murray St. (Oct 05, 2019)
TD Rushes	3	at Indiana (Sep 07, 2019)
	3	vs Illinois State (Sep 14, 2019)
	3	vs Eastern Kentucky (Oct 26, 2019)
Pass attempts	41	at Indiana (Sep 07, 2019)
Pass completions	30	at Indiana (Sep 07, 2019)
Yards Passing	441	at Indiana (Sep 07, 2019)
Yards Per Pass	10.8	at Indiana (Sep 07, 2019)
TD Passes	6	vs Tennessee Tech (Sep 28, 2019)
Total Plays	79	vs Jacksonville State (Oct 12, 2019)
Total Offense	555	at Indiana (Sep 07, 2019)
Yards Per Play	7.5	at Murray St. (Oct 05, 2019)
Points	52	at Indiana (Sep 07, 2019)
Sacks By	9	vs Illinois State (Sep 14, 2019)
First Downs	26	at Indiana (Sep 07, 2019)
Penalties	11	at Chattanooga (Aug 29, 2019)
Penalty Yards	119	at Chattanooga (Aug 29, 2019)
Turnovers	4	at Murray St. (Oct 05, 2019)
Interceptions By	3	at Indiana State (09/21/2019)
	3	vs Jacksonville State (Oct 12, 2019)
	3	at UT Martin (Oct 19, 2019)
Punts	8	vs Illinois State (Sep 14, 2019)
Punting Avg	43.7	vs Eastern Kentucky (Oct 26, 2019)
Long Punt	55	at Chattanooga (Aug 29, 2019)
Punts inside 20	2	at Chattanooga (Aug 29, 2019)
	2	at Indiana (Sep 07, 2019)
	2	vs Illinois State (Sep 14, 2019)
	2	at Murray St. (Oct 05, 2019)
	2	at UT Martin (Oct 19, 2019)
	2	vs Eastern Kentucky (Oct 26, 2019)
Long Punt Return	14	vs Eastern Kentucky (Oct 26, 2019)

**EASTERN ILLINOIS FOOTBALL**  
**Eastern Illinois By-Quarter Statistics (as of Oct 26, 2019)**  
**All games**

3rd-Down Conversions

Date	Opponent	Score	Overall	1st Qtr	2nd Qtr	3rd Qtr	4th Qtr	Overtime
Aug 29, 2019	at Chattanooga	L 10-24	8-20 40.0	1-4 25.0	2-6 33.3	0-4 0.0	5-6 83.3	
Sep 07, 2019	at Indiana	L 0-52	2-16 12.5	0-3 0.0	2-5 40.0	0-4 0.0	0-4 0.0	
Sep 14, 2019	ILLINOIS STATE	L 3-21	1-16 6.2	0-4 0.0	0-3 0.0	1-5 20.0	0-4 0.0	
09/21/2019	at Indiana State	L 6-16	3-13 23.1	0-2 0.0	1-5 20.0	2-4 50.0	0-2 0.0	
Sep 28, 2019	TENNESSEE TECH	L 29-40	4-22 18.2	0-5 0.0	2-7 28.6	1-5 20.0	1-5 20.0	
Oct 05, 2019	at Murray St.	L 17-24	5-16 31.2	1-3 33.3	3-6 50.0	0-5 0.0	1-2 50.0	
Oct 12, 2019	JACKSONVILLE STATE	L 20-28	7-16 43.8	1-2 50.0	2-4 50.0	3-6 50.0	1-4 25.0	
Oct 19, 2019	at UT Martin	L 18-27	9-20 45.0	0-3 0.0	3-6 50.0	3-5 60.0	3-6 50.0	
Oct 26, 2019	EASTERN KENTUCKY	L 6-33	0-15 0.0	0-3 0.0	0-4 0.0	0-4 0.0	0-4 0.0	
Eastern Illinois			39-154 25.3	3-29 10.3	15-46 32.6	10-42 23.8	11-37 29.7	0-0 0.0
Opponents			55-133 41.4	17-34 50.0	17-36 47.2	10-26 38.5	11-37 29.7	0-0 0.0

4th-Down Conversions

Date	Opponent	Score	Overall	1st Qtr	2nd Qtr	3rd Qtr	4th Qtr	Overtime
Aug 29, 2019	at Chattanooga	L 10-24	2-4 50.0	0-0 0.0	1-1 100.0	1-2 50.0	0-1 0.0	
Sep 07, 2019	at Indiana	L 0-52	1-2 50.0	0-0 0.0	0-0 0.0	1-1 100.0	0-1 0.0	
Sep 14, 2019	ILLINOIS STATE	L 3-21	2-5 40.0	1-1 100.0	0-1 0.0	0-0 0.0	1-3 33.3	
09/21/2019	at Indiana State	L 6-16	2-3 66.7	0-0 0.0	1-1 100.0	1-1 100.0	0-1 0.0	
Sep 28, 2019	TENNESSEE TECH	L 29-40	7-9 77.8	2-2 100.0	1-1 100.0	1-2 50.0	3-4 75.0	
Oct 05, 2019	at Murray St.	L 17-24	2-4 50.0	0-0 0.0	0-1 0.0	1-1 100.0	1-2 50.0	
Oct 12, 2019	JACKSONVILLE STATE	L 20-28	1-3 33.3	0-1 0.0	1-1 100.0	0-0 0.0	0-1 0.0	
Oct 19, 2019	at UT Martin	L 18-27	2-4 50.0	0-0 0.0	1-1 100.0	0-1 0.0	1-2 50.0	
Oct 26, 2019	EASTERN KENTUCKY	L 6-33	2-3 66.7	0-0 0.0	0-0 0.0	1-2 50.0	1-1 100.0	
Eastern Illinois			21-37 56.8	3-4 75.0	5-7 71.4	6-10 60.0	7-16 43.8	0-0 0.0
Opponents			5-14 35.7	1-1 100.0	1-3 33.3	0-4 0.0	3-6 50.0	0-0 0.0

Time of Possession

Date	Opponent	Score	Overall	1st Qtr	2nd Qtr	3rd Qtr	4th Qtr	Overtime
Aug 29, 2019	at Chattanooga	L 10-24	34:19	9:31	10:00	7:29	7:19	
Sep 07, 2019	at Indiana	L 0-52	27:25	6:08	8:35	7:33	5:09	
Sep 14, 2019	ILLINOIS STATE	L 3-21	27:42	5:35	6:52	7:44	7:31	
09/21/2019	at Indiana State	L 6-16	23:34	5:31	5:58	7:34	4:31	
Sep 28, 2019	TENNESSEE TECH	L 29-40	28:44	7:35	5:51	8:11	7:07	
Oct 05, 2019	at Murray St.	L 17-24	32:54	4:26	10:18	12:41	5:29	
Oct 12, 2019	JACKSONVILLE STATE	L 20-28	29:45	5:43	6:55	9:29	7:38	
Oct 19, 2019	at UT Martin	L 18-27	33:30	7:24	9:13	8:45	8:08	
Oct 26, 2019	EASTERN KENTUCKY	L 6-33	24:02	4:18	7:19	6:10	6:15	
Eastern Illinois			Total	56:11	71:01	75:36	59:07	0:00
			Avg.	6:14	7:53	8:24	6:34	0:00
Opponents			Total	78:49	63:59	59:24	75:53	0:00
			Avg.	8:45	7:06	6:36	8:25	0:00

**EASTERN ILLINOIS FOOTBALL**  
**Eastern Illinois Red-Zone Results (as of Oct 26, 2019)**  
**All games**

Eastern Illinois Inside Opponent Red-Zone

Date	Opponent	Score	Times In RZ	Times Scored	Total Pts	Rush TDs	Pass TDs	FGs Made	Failed to score inside RZ						
									FGA	Down	Int	Fumb	Half	Game	
Aug 29, 2019	at Chattanooga	L 10-24	4	2	10	1	0	1	1	0	0	0	1	1	0
Sep 07, 2019	at Indiana	L 0-52	0	0	0	0	0	0	0	0	0	0	0	0	0
Sep 14, 2019	ILLINOIS STATE	L 3-21	3	1	3	0	0	0	1	1	1	0	0	0	0
09/21/2019	at Indiana State	L 6-16	1	1	6	1	1	0	0	0	0	0	0	0	0
Sep 28, 2019	TENNESSEE TECH	L 29-40	5	4	29	4	2	2	0	1	0	0	0	0	0
Oct 05, 2019	at Murray St.	L 17-24	4	3	17	2	1	1	1	0	0	0	0	1	0
Oct 12, 2019	JACKSONVILLE STATE	L 20-28	4	2	13	2	2	0	0	0	1	1	0	0	0
Oct 19, 2019	at UT Martin	L 18-27	3	2	10	1	0	1	1	0	0	1	0	0	0
Oct 26, 2019	EASTERN KENTUCKY	L 6-33	1	1	6	1	0	1	0	0	0	0	0	0	0
Totals			25	16	94	12	6	6	4	2	2	2	1	2	0
16 of 25 (64.0%)															

Opponents Inside Eastern Illinois Red-Zone

Date	Opponent	Score	Times In RZ	Times Scored	Total Pts	Rush TDs	Pass TDs	FGs Made	Failed to score inside RZ						
									FGA	Down	Int	Fumb	Half	Game	
Aug 29, 2019	at Chattanooga	L 10-24	4	3	17	2	2	0	1	1	0	0	0	0	0
Sep 07, 2019	at Indiana	L 0-52	6	5	35	5	3	2	0	0	1	0	0	0	0
Sep 14, 2019	ILLINOIS STATE	L 3-21	2	2	14	2	2	0	0	0	0	0	0	0	0
09/21/2019	at Indiana State	L 6-16	5	3	9	0	0	0	3	1	0	0	0	1	0
Sep 28, 2019	TENNESSEE TECH	L 29-40	6	5	34	5	0	5	0	0	0	1	0	0	0
Oct 05, 2019	at Murray St.	L 17-24	3	1	7	1	0	1	0	0	2	0	0	0	0
Oct 12, 2019	JACKSONVILLE STATE	L 20-28	3	3	21	3	1	2	0	0	0	0	0	0	0
Oct 19, 2019	at UT Martin	L 18-27	2	2	10	1	0	1	1	0	0	0	0	0	0
Oct 26, 2019	EASTERN KENTUCKY	L 6-33	7	7	33	3	3	0	4	0	0	0	0	0	0
Totals			38	31	180	22	11	11	9	2	3	1	0	1	0
31 of 38 (81.6%)															