
2015 LEGION OF BLUE
EASTERN ILLINOIS
PANTHERS
EASTERN ILLINOIS
2
EASTERN ILLINOIS
2
EASTERN ILLINOIS
97
EASTERN ILLINOIS
13
OHIO VALLEY
OVC
CONFERENCE
INSPIRING EXCELLENCE
SINCE 1948


10
SAINTS
FOOTBALL
40
99



QUICK FACTS

Name of School	Eastern Illinois University
City/Zip	Charleston, IL 61920
Founded / Enrollment	1895 / 8,913
Nickname	Panthers
School Colors	Blue, Grey and White
Stadium (Capacity)	O'Brien Field (10,000)
Surface	Matrix Turf
Affiliation / Conference	NCAA FCS / Ohio Valley
President	Dr. David Glassman (Minnesota, 1976)
Faculty Representative	Dr. Jim Davis
Athletics Director	Tom Michael (Illinois, 1993)
Athletics Department Phone	(217) 581-2319

FOOTBALL HISTORY

First Year of Football	1899
All-Time Playoff-Record (FCS)	4-15
Years In Post Season	15
Last Post Season Appearance	2013
Result	W 51-10 vs. Tennessee State (2nd Rd)
	L 39-49 vs. Towson (Quarterfinal)
All-Time Record	496-507-43

MEDIA RELATIONS

Associate AD/Media&PR	Rich Moser
Email	rlmoser@eiu.edu
Office Phone / Cell	(217) 581-7480 / (217) 508-8317
SID Fax	(217) 581-7001
Press Box Phone	(217) 581-7770
Athletics Website	www.EIUpanthers.com
Facebook	EIUPanthers
Twitter	@EIU_Panthers
Instagram	eiupanthernation

COACHING STAFF

Head Coach	Kim Dameron (Arkansas, 1983)
Record at School (Yrs)	5-7 (1)
Overall Record (Yrs)	Same
OVC Record (Yrs)	5-3 (1)
Football Office Phone	(217) 581-5031
Assistant HC / Offensive Coordinator	Greg Stevens
Defensive Coordinator	Kane Wommack
Special Teams Coach	Tony Gilbert
Associate HC / Offensive Line	Mark Hutson
Wide Receivers	TD Woods
Tight Ends	Micah Smith
Running Backs	Danny Nutt
Defensive Line	Dennis 'Dirt' Winston
Linebackers	Michael Hodges
Huskies	James Truxillo
FB Operations	Lucas Stortzum

TEAM INFORMATION

Overall Record	5-7
Conference Record/Finish	5-3 (T3rd)
Final Ranking	n/a
Basic Offense	Spread
Basic Defense	Multiple
Letterwinners Returning/Lost:	33 / 20
Starters Returning/Lost	16 / 11

TABLE OF CONTENTS

Program Success Pages	2-7
Coaching Staff	8-14
Roster & Players	15-46
2013 Stats & Recap	47-55
2014 Opponents	56-65
Ohio Valley Conference	66-70
EIU History & Records	71-103
EIU & The NFL	104-108
All-Time Results	109-116
EIU & The Postseason	117-127
National Rankings & TV Games	128-131
All-Time Coaches	139
Roster 1978-Present	133-136
O'Brien Field	137
Eastern Illinois Information	139-146

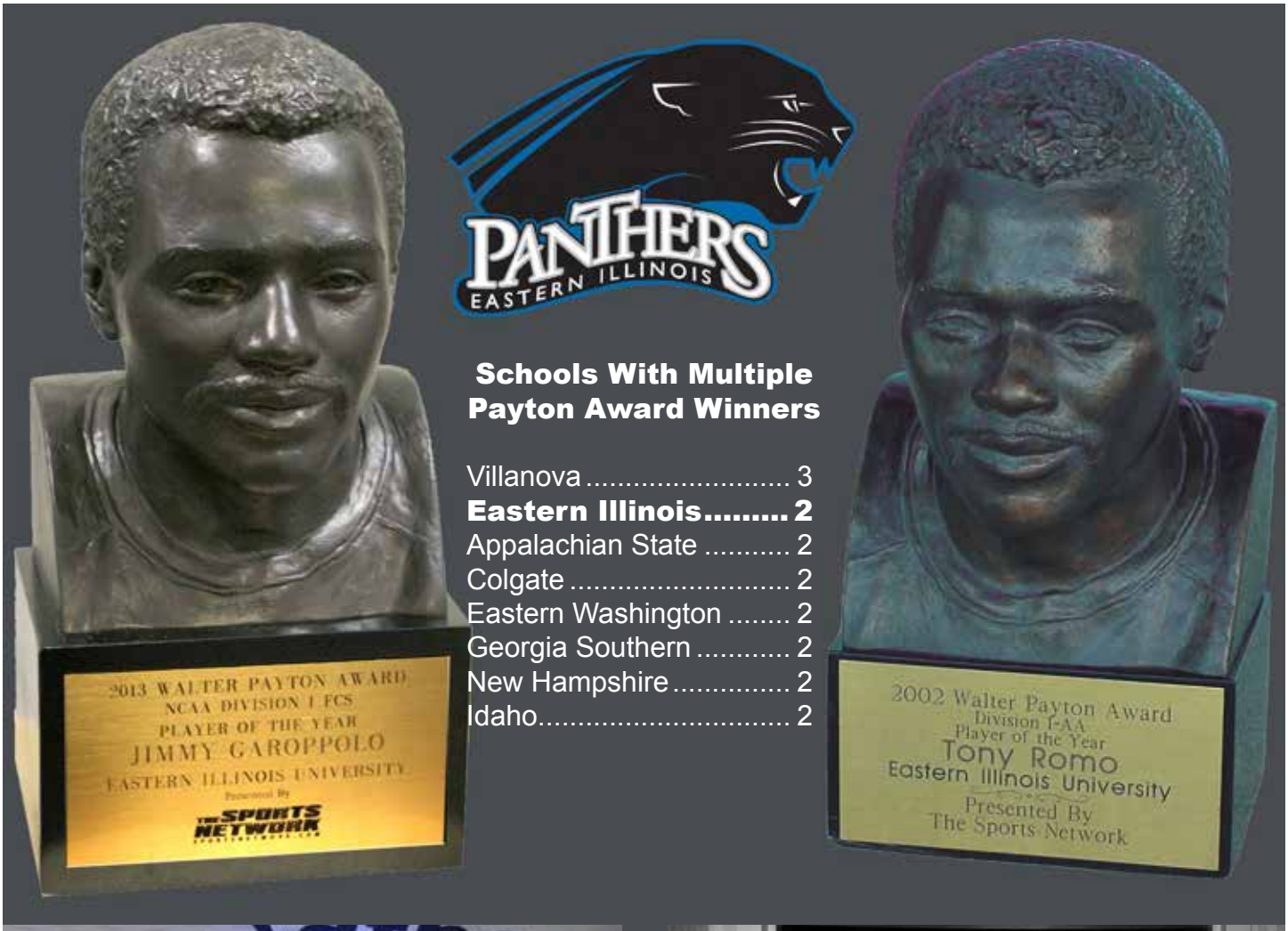

PANTHERS
EASTERN ILLINOIS

Schools With Multiple Payton Award Winners

Villanova 3
Eastern Illinois..... 2
Appalachian State 2
Colgate 2
Eastern Washington 2
Georgia Southern 2
New Hampshire 2
Idaho..... 2





2013 Walter Payton Award Voting

#	Name	School	1st	Total
1.	**Jimmy Garoppolo**	**Eastern Illinois**	**74**	**576**
2.	Vernon Adams	Eastern Washington	30	446
3.	Terrance West	Towson	22	370
4.	Brock Jensen	North Dakota State	8	149
5.	Michael Nebrich	Fordham	3	106
6.	Zach Zenner	South Dakota State	2	86
7.	**Erik Lora**	**Eastern Illinois**	**0**	**85**

2002 Walter Payton Award Voting

#	Name	School	1st	Total
1.	**Tony Romo**	**Eastern Illinois**	**24**	**268**
2.	Brett Gordon	Villanova	18	245
3.	Bruce Eugene	Grambling State	21	234

PROGRAM SUCCESS









OHIO VALLEY CONFERNCE CHAMPIONSHIPS SINCE 2000 (By School)

School	# Titles (Last)
EASTERN ILLINOIS	**7 (2013)**
Jacksonville State	4 (2014)
Eastern Kentucky	3 (2011)
Tennessee Tech	1 (2011)
Southeast Missouri	1 (2010)
UT Martin	1 (2006)
Murray State	1 (2002)
Western Kentucky	1 (2000)

NCAA FCS PLAYOFF APPEARANCES SINCE 2000 (By School)

School	# Appearances (Last)
Montana	13 (2014)
Appalachian State *	11 (2012)
New Hampshire	11 (2014)
EASTERN ILLINOIS	**9 (2013)**
Georgia Southern *	8 (2012)
McNeese State	8 (2012)

* moved to the FBS level in 2013

OVC - FCS PLAYOFF APPEARANCES SINCE 1996 (By School)

School	# Appearances
EASTERN ILLINOIS	**10**
Eastern Kentucky	5
Jacksonville State	4
Tennessee State	3
Murray State	2
UT Martin	1
Southeast Missouri	1
Tennessee Tech	1
Western Kentucky	1

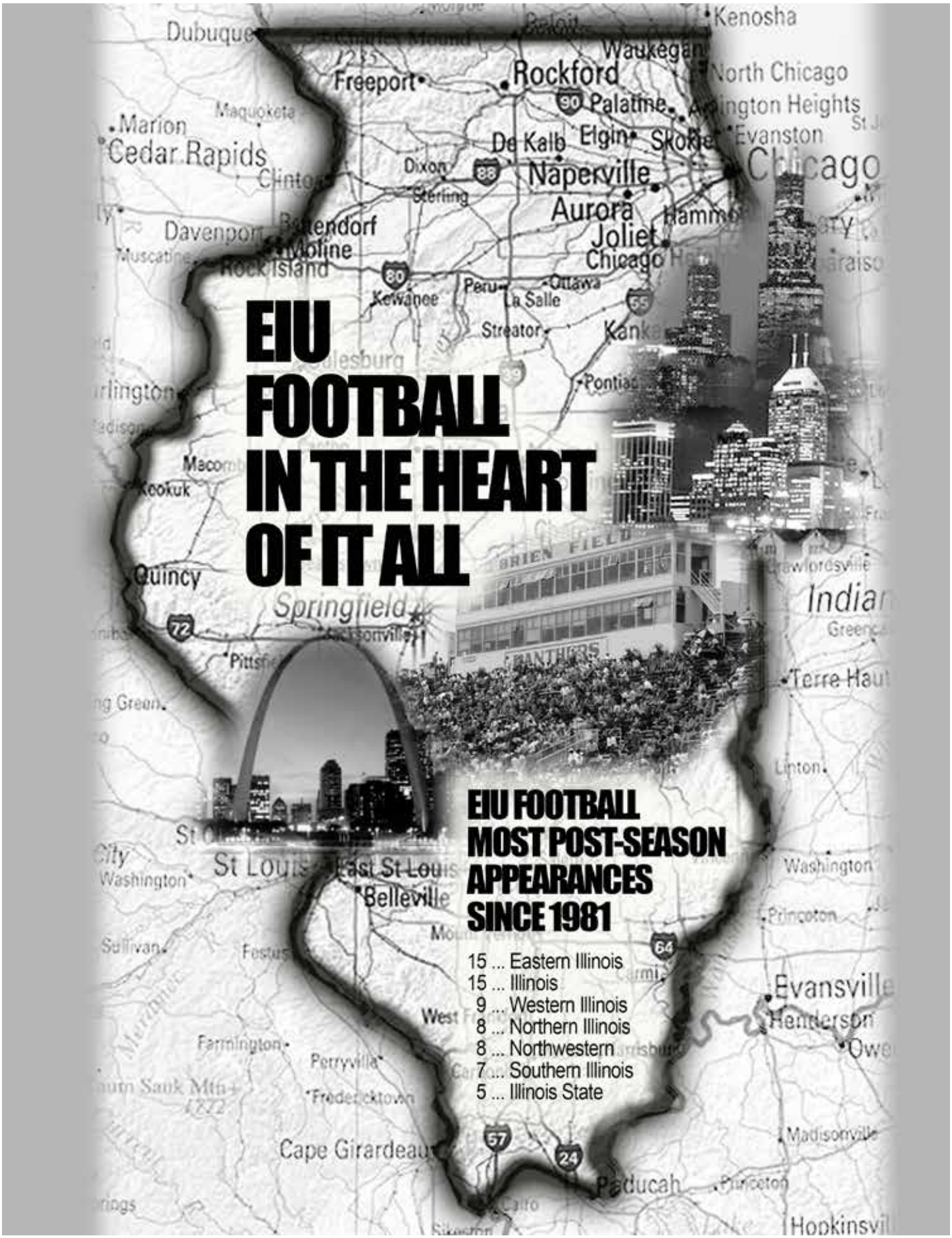
EIU
FOOTBALL
IN THE HEART
OF IT ALL
EIU FOOTBALL
MOST POST-SEASON
APPEARANCES
SINCE 1981
15 ... Eastern Illinois
15 ... Illinois
9 ... Western Illinois
8 ... Northern Illinois
8 ... Northwestern
7 ... Southern Illinois
5 ... Illinois State
Dubuque
Freeport
Rockford
Kenosha
Waukegan
North Chicago
Palatine
Marion
Cedar Rapids
De Kalb
Elgin
Evanston
Chicago
Dixon
Naperville
Sterling
Aurora
Davenport
Joliet
Chicago
Rock Island
Kewanee
Peru
Ottawa
La Salle
Streator
Pontiac
Quincy
Springfield
Terre Haute
Belleville
St Louis
East St Louis
Washington
Princeton
Evansville
Henderson
Cape Girardeau
Paducah
Madisonville
Hopkinsville



ALL ACCESS

THIS IS EIU FOOTBALL

MEDIA EXPOSURE







Eastern Illinois football has appeared on regional or national television more than 65 times since the 2005 season... In 2013 EIU was featured on the ESPNU program All-Access, the only FCS program in the nation to be covered. In addition to team appearances, the Panthers received additional television coverage following quarterback Jimmy Garoppolo's Path to the NFL Draft which included an appearance on Gruden's Quarterback Camp.

This year EIU will once again play on regional and national television with games slated for ESPN News, ESPN3, American Sports Network and regionally on WCIA in Champaign.







EASTERN ILLINOIS



THIS IS EIU FOOTBALL

15 FCS PLAYOFF APPEARANCES



















2015 EASTERN ILLINOIS PANTHER FOOTBALL #EIUBLEEDBLUE



EIU WINS VS. FBS SCHOOLS

Aug. 31, 2013	at San Diego State	W 40-19
Sept. 25, 2004	at Eastern Michigan	W 31-28
Sept. 19, 1998	at Northern Illinois	W 28-20
Aug. 29, 1996	at Western Michigan	W 28-20
Oct. 14, 1989	at Akron	W 27-17

TOP CROWDS TO WATCH EIU

1	Oct. 10, 2009	at Penn State	104,488
2	Sept. 4, 2010	at Iowa	70,585
3	Sept. 6, 2008	at Illinois	60,131
4	Sept. 10, 2005	at BYU	52,630
5	Sept. 8, 2007	at Purdue	52,504
6	Sept. 13, 2003	at Missouri	49,440
7	Sept. 14, 2002	at Kansas State	45,642
8	Sept. 2, 2006	at Illinois	45,555
9	Aug. 28, 2014	at Minnesota	44,344
10	Aug. 31, 2013	at San Diego State	42,978

TOP HOME EIU SEASON AVERAGES

	Year	Total Fans (Games)	Avg.
1	1982	54,576 (6)	9,096
2	1979	59,000 (7)	8,430
3	1988	49,937 (6)	8,323
4	2013	56,065 (7)	8,012
5	1986	63,562 (8)	7,945

HEAD COACH KIM DAMERON



KIM DAMERON

(Arkansas, 1983) -- 2nd Season (Career Record 5-7, 5-3 OVC)

Kim Dameron was hired as the 24th head coach in program history and the fifth in the NCAA Division I era in January of 2014.

In his first season Dameron coached the Panthers to a 5-7 record including 5-3 in the Ohio Valley Conference as the Panthers were in the championship race until the final weeks of the season. Dameron's first career victory came on Sept. 20 against Austin Peay as the Panthers won 63-7. In the game EIU tied a school record for rushing yards with 413. The team featured three All-American selections including first team offensive lineman Collin Seibert and freshman All-American kicker Nick Bruno. Dameron's squad had five first team All-OVC selections and five second team All-OVC honorees. The team was among the best on both sides of the ball in the OVC ranking second in total offense (11th nationally) and third in total defense.

Dameron spent the 2013 season as the defensive coordinator at Louisiana Tech where he directed a much improved defensive unit. The Bulldogs finished ranked 69th in the nation in total defense under Dameron's direction after being ranked 120th the previous season. Dameron's defense was the fourth most-improved squad in the FBS last season.

An experienced defensive coach with more than 15 years as a defensive coordinator Dameron will take over an Eastern Illinois program that advanced to the FCS playoff quarterfinals last season. It will be Dameron's second stint in Charleston as he previously worked as the defensive coordinator at EIU in 2000 as a member of head coach Bob Spoo's staff. During that 2000 season, Dameron helped transform the Panthers defense as they rebounded from a 2-10 season in 1999 to 8-4 and Ohio Valley Conference Champions in 2000.

Dameron spent three seasons as the safeties coach at Ole Miss as the team appeared in two Cotton Bowls. Two of his players were selected in the NFL draft as his pass defense unit ranked 11th in the NCAA in pass efficiency defense and 15th in pass defense.

Prior to his stint at Ole Miss, Dameron was the defensive coordinator at Louisiana-Monroe as the program became bowl eligible at the FBS level for the first time in 2007 while also picking up a win over Alabama. The ULM defense led the Sun Belt Conference in fewest points allowed and ranking third nationally in turnovers gained.

Dameron has previous stops as the defensive coordinator at Stephen F. Austin and as the secondary coach at Cincinnati and UNLV. He spent the 1999 season as the secondary coach in the Canadian Football League with the Toronto Argonauts.

He has previous FCS coaching experience on the staffs of Murray State and Missouri State where he helped coach both teams to FCS playoff appearances.

Dameron began his coaching career as a graduate assistant under Lou Holtz at Arkansas, his alma mater, after earning his degree. He was a four-year player for the Razorbacks from 1979-82 at wide receiver and defensive back. As a Razorback he participated in four bowl games including the 1979 Sugar Bowl.

Dameron and his wife Debbie, have one daughter Krystle. Krystle and her husband Mike, gave birth to daughter Emma the day prior to Dameron coaching his first collegiate game as a head coach on August 28, 2014 at Minnesota.



THE COACH DAMERON FILE

EDUCATION

University of Arkansas.....Bachelor's, 1983

PLAYING CAREER

Arkansas •.....4-year player (1979-82)

COACHING CAREER

Jan. 10, 2014-present...**Eastern Illinois University** Head Coach
2013 .....**Louisiana Tech** (Def. Coordinator)
2012 ..... **Cornell** (Def. Coordinator)
2011 .....**Cornell** (Assistant)
2008-10 ..... **Mississippi** (Assistant)
2005-07 .....**Louisiana Monroe** (Def. Coordinator)
2001-04 .....**Stephen F. Austin** (Def. Coordinator)
2000 .....**Eastern Illinois** (Def. Coordinator)
1999 .....**Toronto - CFL** (Assistant)
1998 ..... **Cincinnati** (Def. Coordinator)
1996-97 .....**Cincinnati** (Assistant)
1993-95 .....**Murray State** (Def. Coordinator)
1992 .....**UNLV** (Assistant)
1986-91 .....**Missouri State** (Assistant)
1983 ..... **Arkansas** (Graduate Assistant)

PLAYOFFS & BOWL GAMES AS A COACH

2009 - Cotton Bowl (Mississippi)
2008 - Cotton Bowl (Mississippi)
2000 - FCS Playoffs (Eastern Illinois)
1997 - Humanitarian Bowl (Cincinnati)
1995 - FCS Playoffs (Murray State)
1990 - FCS Playoffs (Missouri State)
1989 - FCS Playoffs (Missouri State)

1982 - Bluebonnet Bowl (Arkansas)
1981 - Gator Bowl (Arkansas)
1980 - Hall of Fame Classic (Arkansas)
1979 - Sugar Bowl (Arkansas)



GREG STEVENS

Assistant Head Coach
Offensive Coordinator & Quarterbacks
Alma Mater: Eastern Oregon, 1992
Years at EIU: 2nd year

Greg Stevens is in his second season on head coach Kim Dameron's Eastern Illinois staff. Stevens is the Panthers assistant head coach serving as the offensive coordinator and quarterbacks coach.

Stevens made an immediate impact on the EIU offense but as dynamic as his offensive statistics may have been, the personal victory for Stevens was even more impressive. Stevens was a finalist for the Rare Disease Champion Award presented by Uplifting Athletes. During the season Stevens battled non-Hodgkin's large B-cell lymphoma after being diagnosed with the condition in June of 2014. He underwent chemotherapy treatments that lasted until early October, but during the process Stevens never missed a practice or a game. During the offseason he under went a bone marrow transplant. Stevens was also a finalist for the Giant Steps Award.

In his first season at EIU, Stevens brought a high powered, balanced offensive attack that finished the season ranked 13th in the FCS in total offense at 480.1 yards per game. EIU was ranked 11th in the country in rushing offense (236.3 ypg) and 38th in scoring offense at 31.3 points per game. The offense compiled more than 600 yards of total offense in two games and tied the school record for rushing yards in a game with 413 against Austin Peay. EIU finished the season with the second highest number of yards for total offense (5,761) in school history. Individually, Stevens coached an offensive unit that featured two All-Americans and six All-OVC selections. Quarterback Jalen Whitlow was named a second team All-OVC performer after setting the school record for rushing yards by a quarterback in a game, rushing yards by a quarterback in a season and consecutive passes thrown without an interception.

Prior to coming to EIU Stevens worked two seasons as the offensive coordinator at Southeastern Louisiana for head coach Ron Roberts. In 2013 his offensive unit ranked 10th in the nation in total offense averaging 483.3 yards per game as the Lions advanced to the FCS playoff quarterfinal round. SELA's offense ranked 12th in the nation in scoring at 38.4 points per game and was in the top 30 in both rushing and passing offense. The Lions 42 rushing touchdowns were third most in the FCS.

In his first season at Southeastern Louisiana, Stevens helped in the development of quarterback Nathan Stanley who earned post-season berths in the East-West Shrine Game and Casino del Sol Collegiate All-Star Classic.

Stevens came to SELA as part of Ron Roberts staff after a successful two-year run at NCAA Division II member Delta State. During the two seasons the Statesmen advanced to the NCAA Division II playoff semifinals one season and lost in the NCAA Division II National Championship game the other season.

Stevens Delta State offenses ranked 12th in the NCAA in both seasons as he mentored Micah Davis as the quarterback placed third in the Harlon Hill Trophy voting – the Division II equivalent of the Heisman Trophy. During his tenure at DSU, Stevens squads set several school records including passing for 4,166 yards as 16 different receivers caught passes during that season. He helped coach three-time All-American Trevar Deed as Deed became the first player in Gulf South Conference history to finish his career with 2,000 yards rushing and 2,000 yards receiving.

From 2005-08, Stevens worked as the wide receivers coach at Utah State working with the school's career leading receiver All-American Kevin Robinson.

Stevens began his association with Coach Kim Dameron while serving as the offensive coordinator at Stephen F. Austin from 2002-04. While at SFA his offensive unit led the Southland Conference in passing two seasons and ranked 36th in the nation in 2004.

Stevens worked three seasons as the offensive coordinator at NCAA Division II Arkansas Monticello helping the school set 30 offensive records and rank in the top five in the nation in total offense.

He has additional coaching stops at Mesa State (1992-94), Eastern Arizona (1995-97) and Snow (Utah) Junior College (1998).

Stevens played quarterback at Snow Junior College concluding his career at Eastern Oregon. He is a 1992 graduate of Eastern Oregon.

Stevens and his wife Amy have three children – Tyler, Ryan and Hannah.



EDUCATION
Eastern Oregon .....Bachelor's, 1992

PLAYING CAREER
Snow Junior College
Eastern Oregon University

COACHING CAREER
2014-present ..... Eastern Illinois
2012-13 .....Southeastern Louisiana
2009-11.....Delta State
2005-08 .....Utah State
2002-04 .....Stephen F. Austin
1999-01 ..... Arkansas Monticello
1998 .....Snow Junior College
1995-97 ..... Eastern Arizona
1992-94 ..... Mesa State



KANE WOMMACK

Defensive Coordinator
Alma Mater: Southern Miss, 2009
Years at EIU: 2nd year

Kane Wommack is in first season on head coach Kim Dameron's Eastern Illinois staff. Wommack serves as the Panthers defensive coordinator. Wommack returned to the Ohio Valley Conference after previous stints as a position coach at Jacksonville State and UT Martin.

As the defensive coordinator at EIU, Wommack's defense ranked third in the OVC in scoring defense, total defense and fourth in the OVC with 23 turnovers gained. EIU twice held opponents to less than 100 yards pass as they ranked 35th in the nation in pass efficiency defense. EIU held two opponents to less than 100 yards rushing. Four defensive players earned All-OVC honors with two players on the first team and two on the second team.

Prior to coming to EIU he spent two seasons as a defensive graduate assistant at Ole Miss. He helped coach safeties as the Rebels defense ranked 36th in the nation in pass defense and 38th in total defense. He is the son of Ole Miss defensive coordinator Dave Wommack.

Wommack was the defensive line coach at Jacksonville State in 2011 as the Gamecocks won a share of the Ohio Valley Conference Championship. He spent the 2010 season as the quarterbacks coach at UT Martin.

He played fullback at Arkansas from 2005-06 as the Razorbacks won the SEC West Division title in 2006. He transferred to Southern Mississippi finishing his career on a team that advanced to three straight bowl games.

Wommack earned his degree from Southern Miss in December 2009. He began his coaching career at USM as a volunteer and student coach.

He and his wife Melissa have two sons - Asher and Tatum.



EDUCATION
Southern Mississippi.....Bachelor's, 2009

PLAYING CAREER
Arkansas
Southern Mississippi

COACHING CAREER
2014-present ..... Eastern Illinois
2012-13 ..... Mississippi
2011 .....Jacksonville State
2010 .....UT Martin
2009 .....Southern Mississippi



MARK HUTSON

Associate Head Coach / Offensive Line
Alma Mater: Oklahoma, 1990
Years at EIU: 5th year
(1st year on Coach Damerson's staff)

A veteran coach with more than 25 years coaching experience and a familiar face at Eastern Illinois, Mark Huston returned to the Panthers coaching staff in the spring of 2015 as the Panthers offensive line coach. Hutson previously worked on the Panthers staff for four seasons serving as the interim head coach in 2006 as he led EIU to an Ohio Valley Conference Championship and NCAA FCS playoff appearance.

Hutson reunites with EIU head coach Kim Dameron after working with Dameron on head coach Houston Nutt's staff at both Murray State and Boise State.

Most recently Hutson worked in the National Football League as the tight ends coach for the Oakland Raiders from 2012 until 2014.

During his first stop at Eastern Illinois Hutson helped the team win 26 games with two OVC titles and two consecutive FCS playoff appearances.

He was thrown into the spotlight during the 2006 season when he took over the head coaching duties of running the Panthers football program in the absence of head coach Bob Spoo. Hutson was equal to the task guiding the Panthers to a co-Ohio Valley Conference championship and No. 15 national ranking in the final poll. He was credited with a career coaching record of 8-5, 7-1 in the OVC.

In addition to his role as assistant head coach he also served as the Panthers offensive line coach and offensive coordinator. As the offensive line coach, Hutson's troops earned nine All-OVC honors starting with Frank Castagnoli in 2003 and ending with Jonathan Rueter's second team All-American selection in 2006.

Following his time at Eastern Illinois Hutson moved on to serve on the coaching staff at Tulane University. He was on staff for five years taking over as the interim head coach on Oct. 18, 2011 to finish out his fifth season. He was the 38th head football coach in school history.

In Hutson's fourth campaign, his offensive line led the way for Orleans Darkwa, who rushed for a Tulane freshman record 925 yards and 10 touchdowns, and the helped the Wave's ground game churn up 127.5 yards per game and score 17 touchdowns. TU's aerial game averaged 245.8 yards per game behind Hutson's group and scored 19 touchdowns.

During his third season, Hutson's group paved the way for Andre Anderson, a Doak Walker Candidate who rushed for 1,016 yards and eight touchdowns. Anderson became the second Tulane running back to surpass 1,000 yards in a single season behind a Hutson-led offensive line. TU's line also helped Ryan Griffin become the most prolific freshman quarterback in school history in his six starts, and Jeremy Williams hauled in 84 receptions for 1,113 yards and seven scores. Senior Nick Landry became the third Green Wave offensive lineman under Hutson to advance to the next level when he signed as a free agent with the Kansas City Chiefs.

Hutson's second season saw the Green Wave get off to a great start with his offensive line paving the way for nearly 400 yards of total offense per outing through the first four games. However, injuries decimated the team and TU ran out of weapons to run behind the offensive line. Despite the team's finish, a pair of Huston's pupils will be playing on Sunday's with all-conference selections Troy Kropog and Michael Parenton joining the NFL ranks. Kropog was a fourth round selection by the Tennessee Titans, while Parenton signed as a free agent with the New York Jets.

During his first season with the Wave, Hutson's offensive line spearheaded the attack for tailback Matt Forte, who rushed for a school-record 2,127 yards and ran into the record books with the seventh-best rushing performance in NCAA history. TU's offensive line paved the way for a 201-yard per game average on the ground, which ranked as the sixth-best single season effort in school history, and the team's 26 rushing touchdowns tied for the second most, while Tulane's 2,412 total yards was the second-best effort in one season. Three of Hutson's players received all-conference honors, including honorable mention selections Troy Kropog and Michael Parenton, while Andrew Nierman was named to the Freshman All-America Team by The Sporting News.

Prior to joining the Eastern Illinois staff, Hutson served as the offensive line coach and student-athlete academic liaison at The University of Tulsa from 2000-02. During his stint with the Golden Hurricane, he helped coach lineman Kevin Shaffer into the NFL ranks.

Hutson entered the coaching profession as a graduate assistant at Oklahoma in 1990. He joined former Arkansas and Ole Miss head coach Houston Nutt's staff at Murray State in 1993, serving as the tight ends coach and special team's coordinator. Murray State won back-to-back OVC championships in 1995 and 1996 with a combined 22-3 record.

Hutson followed Nutt to Boise State for one year as the special teams and tight ends coach and then to Arkansas for two seasons. At Arkansas, he once again coached tight ends and special teams winning the Southeastern Conference Special Teams Coach of the Year Award. The Razorbacks made appearances in the 1998 Citrus Bowl and 1999 Cotton Bowl while Hutson was on the staff.

A two-time All-America lineman at Oklahoma (1986-87), he was a team captain and member of the Sooners' 1985 National Championship team, and made four consecutive Orange Bowl appearances (1985-88). He was named to the Oklahoma All-Century Team and named one of the Top 100 players in OU history. He was a three-time All-Big Eight selection and capped his career with an appearance in the 1988 Hula Bowl All-Star game in Hawaii.

Hutson was a third round draft choice of the Dallas Cowboys in 1988. After back surgery forced him into early retirement, he returned to OU and completed his bachelor's degree in communication in 1990.

The Fort Smith, Ark., native has been a part of seven bowl teams, three as a coach and four as a player.

He and his wife, Sherri, have two sons Ethan and Dillion.

EDUCATION

Oklahoma ..... Bachelor's, 1990

PLAYING CAREER

Oklahoma
Dallas Cowboys

COACHING CAREER

2015-present	Eastern Illinois
2012-14	Oakland Raiders
2011	Acting HC @ Tulane
2007-11	Tulane
2006	Acting HC @ Eastern Illinois
2003-06	Eastern Illinois
2000-02	Tulsa
1998-99	Arkansas
1997	Boise State
1993-96	Murray State
1990-92	Oklahoma



TONY GILBERT

Special Teams / Corner Backs
Alma Mater: Missouri State, 1989
Years at EIU: 2nd year

Tony Gilbert is in his second season as an assistant coach at Eastern Illinois on head coach Kim Dameron's staff. Gilbert serves as the Panthers special teams coordinator and cornerbacks coach. Gilbert reunited with Coach Dameron after playing at Missouri State the late 1980's when Dameron was a member of the Bears coaching staff.

In his first season at EIU Gilbert coached freshman All-American kicker Nick Bruno as he earned All-OVC Newcomer team honors. Bruno was 14-of-16 on field goals ranking 10th in the FCS in field goal percentage. Bruno also knocked home 44-of-45 point-after-attempts (PATs). In the secondary his unit recorded three interceptions with another 24 pass break-ups. Cornerback Antonie Johnson had a team-high pass break-ups and recorded a touchdown on special teams returning a blocked punt for a score.

Prior to coming to EIU Gilbert spent the 2013 season as the recruiting coordinator, special teams coordinator and secondary coach at NCAA Division II member Southern Arkansas. It was Gilbert's second stint at SAU after working as the defensive backs coach for the program from 1997-2000. In 2013 he helped coach two players to second team all conference honors.

In between his stints at Southern Arkansas, Gilbert spent 13 years as an assistant coach with stops at Louisiana-Monroe, Arkansas State and Central Arkansas.

During two seasons as Louisiana Monroe (2011-12), Gilbert helped coach a defensive unit that ranked first in the Sun Belt Conference in rushing and total defense. ULM also ranked in the NCAA top 25 in each of those categories.

He spent nine seasons as the defensive backs coach and recruiting coordinator at Arkansas State. While at ASU, Gilbert coached five players that signed NFL contracts and two additional players that signed with the Canadian Football League. Arkansas State had back-to-back years with their pass defense ranked in the top twenty in the FBS.

He served the 2001 and 2002 seasons as the assistant head coach at Central Arkansas. While at UCA Gilbert coached the wide receivers and helped the program rank in the top-10 nationally in passing and total offense. The Bears made their first-ever NCAA Division II playoff appearance in 2001 with Gilbert on the staff.

Gilbert was a four-year starter at Southwest Missouri State (now Missouri State) where he played running back., He graduated in 1989 and earned a master's from Missouri State in 1991. He signed a free agent contract with the New York Giants in the summer of 1991.

He began his coaching career as a graduate assistant at Missouri State helping coach running backs and special teams. He worked as the running backs coach at Southeast Missouri for five seasons turning out four consecutive 1,000 yard rushers during his tenure.

Gilbert and his wife, the former Ms. Regina Kuykendall, have been married for 29 years. They have two children: daughter Jackie and son Tony Gilbert II.



EDUCATION
Missouri State.....Bachelor's, 1989

PLAYING CAREER
Missouri State
New York Giants

COACHING CAREER
2014-present ..... Eastern Illinois
2013 ..... Southern Arkansas
2011-12..... Louisiana Monroe
2003-10 ..... Arkansas State
2001-02 ..... Central Arkansas
1997-2000 ..... Southern Arkansas
1992-96 ..... Southeast Missouri
1990-91 ..... Missouri State



MICHAEL HODGES

Linebackers Coach
Alma Mater: Texas A&M, 2010
Years at EIU: 2nd year

Michael Hodges is in his second season as an assistant coach at Eastern Illinois on head coach Kim Dameron's staff. Hodges coaches the EIU linebackers.

In his first season at EIU Hodges coached All-OVC linebackers Kamu Grugier-Hill and Robert Haynes. Grugier-Hill earned first team All-OVC honors while Haynes was a second team selection. The linebacker group held the top three spots on the EIU tackles chart finishing the season with 252 tackles among the three starters. As a unit the linebackers registered 30.5 tackles for loss and 5.5 sacks.

Hodges came to Eastern Illinois after serving two seasons as a defensive graduate assistant coach at Fresno State. While with the Bulldogs program he coached the inside linebackers, assisted with film breakdown, scouting and game preparation. Hodges was a member of the Fresno State staff as the team advanced to the Hawai'i Bowl in 2012 and Las Vegas Bowl in 2013.

He played linebacker at Texas A&M where he earned second team All-Big 12 honors as a senior. Hodges led the Aggies in tackles despite being injured in the bowl game against LSU. He twice earned Big 12 Defensive Player of the Week honors with 14 tackles against Nebraska and 19 against Oklahoma.

Hodges began his career at Texas A&M as a walk on, working his way up to honorable mention All-Big 12 honors as a junior. He was a two-time Academic All-Big 12 selection and was named a first team Academic All-American in 2010.

He graduated from Texas A&M in 2010 and earned his master's from Texas A&M in 2011., He was presented with the 2010 Heart Award, which is the highest honor for a Texas A&M senior football player.

He and his wife Ashley were married in the summer of 2013.



EDUCATION
Texas A&M.....Bachelor's, 2010

PLAYING CAREER
Texas A&M

COACHING CAREER
2014-present .....Eastern Illinois
2012-13 .....Fresno State



DANNY NUTT

Running Backs
Alma Mater: Arkansas, 1985
Years at EIU: 2nd year

Danny Nutt is in his second season as an assistant coach at Eastern Illinois on head coach Kim Dameron's staff. Nutt serves as the Panthers running backs coach.

In Nutt's first season at EIU he coached a backfield that included two running backs - Shepard Little and Taylor Duncan, that both finished the season ranked in the EIU career top 15 for rushing yards. During the season the running backs tied a school record for rushing yards in a game with 413 yards against Austin Peay. Individually senior Jimmy Lera had a 96-yard touchdown run at Southeast Missouri to tie the school mark for longest TD run. EIU posted four games with 300 or more rushing yards while ranking 11th in the FCS in rushing offense.

Nutt worked on his brother Houston Nutt's first Ole Miss staff as Assistant Athletics Director for Development until 2011. Prior to returning to the college football game at EIU, he worked at Riverview High School in Sarasota, Florida for two years.

Nutt assisted his oldest brother (Houston) since joining his staff at Murray State for the 1994 season and the Arkansas staff on Dec. 11, 1997. He spent nine seasons as the Razorbacks' running backs coach before stepping down prior to the 2007 season with health concerns.

During Nutt's tenure, Arkansas backs posted five 1,000-yard rushing seasons including 1,647 yards from Doak Walker Award winner and Heisman Trophy runner-up Darren McFadden and 1,168 yards from first team All-SEC selection Felix Jones in 2006.

Nutt's backs helped Arkansas lead the SEC in rushing for the fourth time in five years in 2006 and ranked No. 4 in the nation with 228.5 yards per game.

In 2005, McFadden ran for 1,113 yards to rank fourth in the league while another freshman All-American, Jones, ran for 626 and ranked 10th. McFadden was named first team All-SEC, the SEC Freshman of the Year and a freshman All-American. Jones was named a first-team All-American as a kick returner.

Nutt helped Arkansas rank second in the SEC and No. 22 in the nation in 2004 by rushing for 187.4 yards per game. De'Arrius Howard, DeCori Birmingham and Peyton Hillis combined for 1,225 yards and 15 touchdowns in 2004. Birmingham signed with the New England Patriots.

In 2003, tailback Cedric Cobbs led the SEC in rushing with a 110.0 yards per game average to become the first Razorback to top the conference in rushing. Cobbs was a fourth-round selection by New England in the 2004 NFL Draft and finished his career as the school's third-leading rusher with 3,018 yards.

In 2002, under Nutt's guidance, Arkansas running backs did not have a fumble during the regular season and SEC Championship Game. The Razorbacks also led the SEC in rushing yards per game (218.9) behind All-SEC tailback Fred Talley.

Nutt's 2001 rotation of Talley, Cobbs and Brandon Holmes produced a total of 1,279 yards and 14 touchdowns, while Birmingham and Mark Pierce added another 166 yards and four TDs.

The long line of talented backs Nutt has mentored reaches back to his early coaching years at Murray State, where he tutored two Racer running backs to 1,000-yard rushing seasons. Derrick Cullors tallied a school-record 1,765 yards on the ground in 1995, followed in 1996 by Anthony Downs' 1,160-yard rushing season.

Upon his return to Arkansas in 1998, Nutt coached the tailback tandem of Chrys Chukwuma and Madre Hill to a total of five games with 100 or more rushing yards - three by Chukwuma and two by Hill. In 1999, Cobbs, Chukwuma and Michael Jenkins each broke the 100-yard rushing barrier in a game with Cobbs going for 107 yards in the Razorbacks' 28-24 upset of No. 3 Tennessee.

With 21 years of coaching experience, Nutt developed a reputation as a hard worker both on the recruiting trail and on the practice field. Never was this determination more evident than when he was hospitalized and underwent a delicate surgical procedure to stop bleeding from his brain stem just days before the Razorbacks faced Michigan in the 1999 Comp USA Florida Citrus Bowl. Nutt endured an arduous rehabilitation and a relapse that forced him to miss spring drills in 2000 before returning to the sidelines for 2000 pre-season practice.

Nutt began his coaching career at Arkansas where he helped the Razorbacks to three straight bowl appearances as a graduate assistant during the 1986, 1987 and 1988 seasons. After making his full-time coaching debut as the receivers coach at Appalachian State in 1989, Nutt joined the staff at Arkansas Tech, serving as the quarterbacks, running backs and receivers coach at the Russellville school from 1990 to 1993 before joining his brother's Murray State staff. Nutt landed his first full-time Division I-A job when he followed Houston to Boise State for the 1997 season before returning to his alma mater for the 1998 season.

An all-state prep quarterback at Central High School in Little Rock, Nutt was also a member of a state championship basketball team at CHS. He began his career on the college gridiron at Central Arkansas. As a sophomore in 1982, Nutt was the Bears' starting quarterback and passed for 1,092 yards during UCA's first season under head coach Harold Horton, who now serves as vice president of The Razorback Foundation, Inc. Nutt later transferred to Arkansas where as a senior in 1984 he passed for 520 yards and four touchdowns while helping the Razorbacks to the 1984 Liberty Bowl.

Nutt is third-born of four brothers (Houston, Dickey and Dennis Nutt), all of whom are collegiate coaches. Nutt's older brother Dickey spent 13 seasons as head basketball coach at Arkansas State and at OVC member Southeast Missouri, while younger brother Dennis was the head basketball coach at Texas State for six years and spent time as an NBA scout.

Nutt is married to the former Carla Carlton. The couple has four daughters - Dallas, and triplets Ashley, Brenna and Caylan.



EDUCATION

Arkansas.....Bachelor's, 1985

PLAYING CAREER

Central Arkansas
Arkansas

COACHING CAREER

2014-present ..... Eastern Illinois
1998-2007 .....Arkansas
1997 ..... Boise State
1994-96 .....Murray State
1990-93 .....Arkansas Tech
1989 ..... Appalachian State
1986-88 .....Arkansas



MICAH SMITH

Tight Ends
Alma Mater: Chadron State, 2008
Years at EIU: 2nd year

Micah Smith is in his second season as an assistant coach at Eastern Illinois on head coach Kim Dameron's staff. Smith will work with the Panthers tight ends.

In his first season at EIU Smith coached first team All-OVC tight end Jeff LePak as he had 30 catches for 321 yards. As a unit the Panther tight ends had 40 pass receptions for 392 yard and one touchdown.

Smith came to EIU following a two-year assistant coaching stint at NCAA Division II Fort Lewis College in Colorado.

He spent the 2011 season as the running backs coach at Wabash College in Crawfordville, Ind. He helped coach the team to a 12-1 record as they advanced to the NCAA Division III playoff quarterfinal round after winning the North Coast Athletic Conference title. The Wabash College running game led the NCAC in both rushing yards and rushing touchdowns.

Prior to Wabash, Smith was a graduate assistant coach at Wayne State College (Neb.) during the 2009 and 2010 seasons. He helped coach wide receivers as three players earned all conference honors while Frederick Bruno earned AP Little All-American honors.

Smith played at Chadron State where he finished second in the NCAA Division II in punt returns in 2006 earning second team All-Rocky Mountain Athletic Conference honors.

He began his coaching career as a student assistant in 2007 working with the Chadron State wide receivers. He was the passing game coordinator at Chadron High School in 2008 working with record setting quarterback John McLain as the team posted a 11-1 record advancing to the Nebraska state semifinals.

Smith graduated from Chadron State in 2008 and earned a master's degree from Wayne State in 2011. He and his wife Jadrianne were married in the summer of 2014.



EDUCATION
Chadron State .....Bachelor's, 2008

PLAYING CAREER
Chadron State

COACHING CAREER
2014-present ..... Eastern Illinois
2012-13 .....Fort Lewis College
2011 ..... Wabash College
2009-10 ..... Wayne State (Neb.)



JAMES TRUXILLO

Safeties
Alma Mater: Louisiana Monroe, 2009
Years at EIU: 2nd year

James Truxillo is in his second season as an assistant coach at Eastern Illinois on head coach Kim Dameron's staff. Truxillo coach the EIU huskies (safeties) position.

In his first season Truxillo coached a group that was led by first team All-OVC selection Jourdan Wickliffe. The group recorded eight of the Panthers 15 interceptions last season with Wickliffe leading the group with four.

Truxillo came to EIU following two seasons as a graduate assistant at Louisiana-Monroe where he helped coach the safeties in 2013 and the linebackers in 2012. He helped coach the program to its first bowl appearance as an FBS program as the Warhawks appeared in the 2012 Independence Bowl and also finished bowl eligible in 2013.

He was a four-year starter at safety at Louisiana-Monroe from 2006-09. Truxillo was a two-time permanent captain for the 2008 and 2009 seasons earning second team All-Sun Belt Conference honors as a senior. He was a nominee for the Danny Wuerffel Award for Academics, Athletics and Community in 2009.

Truxillo played for then defensive coordinator Kim Dameron in 2006 & 2007 while being part of the team that upset the Alabama Crimson Tide and reached bowl eligibility for the first time in school history.

Off the field he was a first team Academic All-American graduating from Louisiana Monroe, Cum Laude, in 2009. He earned a master's from ULM in Exercise Science in 2011 and just recently finished his second master's degree in Education Technology Leadership in December 2013.



EDUCATION
Louisiana Monroe.....Bachelor's, 2009

PLAYING CAREER
Louisiana Monroe

COACHING CAREER
2014-present ..... Eastern Illinois
2012-13 .....Louisiana Monroe



DENNIS WINSTON

Defensive Line
Alma Mater: Arkansas, 1989
Years at EIU: 2nd year

Dennis "Dirt" Winston is in his second season as an assistant coach at Eastern Illinois on head coach Kim Dameron's staff. Winston coaches the defensive line.

In his first season at EIU, Winston coached a group led by second team All-OVC selection Dino Fanti. The defensive line recorded 31.5 tackles for loss with 5.5 sacks. Fanti had 15.5 TFL as he ranked 43rd in the nation and third in the OVC for the season.

Winston brings a wealth of experience as both a coach and player at the collegiate and professional level. Winston played 11 seasons in the National Football League for both the Pittsburgh Steelers and New Orleans Saints. He was a starter for the Steelers 1978 and 1979 Super Bowl Championship teams and was the Saints MVP for the 1982 season.

Following his professional career Winston began his coaching career at Grove City College in Pennsylvania. Over the last 25 years he has coached at all levels of the NCAA and had a three-year stint as an assistant coach in the Canadian Football League.

Prior to coming to EIU, Winston served as the defensive coordinator at Grambling State where he finished the 2013 season as the interim head coach. It was his third stint as an assistant coach at Grambling after coaching the linebackers and serving as defensive coordinator for the 1992-94 seasons and 1995-97 seasons. During the 1992 season he helped coach Grambling to the Black College National Championship with a 10-2 record.

Winston was the defensive line and linebackers coach at Toledo during the Rockets successful run in the Mid-American Conference. From 2001-04, Toledo won 36 games with two MAC Championships and three appearances in the Motor City Bowl.

He then moved on to coach with the Edmonton Eskimos in the Canadian Football League from 2005-07. As a defensive line coach he helped the team win one Grey Cup and one West Division Championship.

Winston has additional coaching stops at Slippery Rock (1988), Arkansas State (1989-91), Norfolk State (1994), Arkansas (1997), Kentucky State (2000), Mississippi Valley State (2007-10) and Arkansas Pine-Bluff (2010-13).

Winston played linebacker at Arkansas from 1973-76 where he helped the Razorbacks win the 1975 Southwest Conference Championship and Cotton Bowl. He earned his degree from Arkansas in 1989 following his professional playing career. Winston earned a master's degree from Grambling in 1994. He was selected in the fifth round of the 1977 NFL Draft. He was inducted into the Arkansas Sports Hall of Fame in 2014.



EDUCATION
Arkansas.....Bachelor's, 1989

PLAYING CAREER
Arkansas
Pittsburgh Steelers
New Orleans Saints

COACHING CAREER
2014-present ..... Eastern Illinois
2013 ..... Interim HC - Grambling State
2010-12 ..... Arkansas Pine-Bluff
2007-09 ..... Mississippi Valley State
2005-07 ..... Edmonton Eskimos (CFL)
2001-04 ..... Toledo
2000 ..... Kentucky State
1997-98 ..... Arkansas
1995-96 ..... Grambling State
1994 ..... Norfolk State
1992-93 ..... Grambling State
1989-91 ..... Arkansas State
1988 ..... Slippery Rock
1987 ..... Grove City College



THOMAS (TD) WOODS

Wide Receivers
Alma Mater: Tennessee, 1996
Years at EIU: 2nd year

Thomas Woods is in second season as an assistant coach at Eastern Illinois on head coach Kim Dameron's staff. Woods serves as an offensive coach with wide receivers.

In his first season with the Panthers Woods coached All-American wide receiver Adam Drake as he caught 93 passes for 1,321 yards and 12 touchdowns. Drake was the FCS regular season leader in pass receptions and finished in both the EIU and OVC career top ten for pass receptions. ,As a unit the EIU wide receivers caught 181 passes for 2,187 yards and 15 touchdowns.

Prior to joining the EIU staff Woods worked for five seasons as an assistant coach at Tulane where he coached the wide receivers. At Tulane, Woods helped to develop a young receiving corps that increased its total number of catches in each season. He mentored receiver Casey Robottom who was considered one of the top receivers in Conference USA. Woods coached wide receiver Jeremy Williams as he ranked 11th in the nation in receiving en route to an invitation to both the East-West Shrine Game and Senior Bowl.

Woods spent the 2006 season as the wide receivers coach at Jacksonville State after one year coaching at Cookeville High School in Tennessee.

From 2001-04, Woods was the wide receivers coach/return specialist coach at the University of Mississippi on David Cutcliffe's staff. He helped the Rebels appear in three bowls games including winning the SEC West title in 2003 with a trip to the Cotton Bowl. Woods coached wideout Chris Collins who set or tied nine school receiving records and was a first team All-SEC performer.

Prior to Ole Miss, Woods worked in the Southern Conference as the wide receivers coach at both Western Carolina (1997-2001) and Appalachian State (1996-97). At Western Carolina he coached a pair of 1,000 yard receivers in 2000. In 2000 his wide receivers won Southern Conference Freshman of the Week honors five times including four straight weeks.

He played wide receiver at the University of Tennessee and was a two-time All-SEC selection in 1988 and 1989. He completed his collegiate career as the Volunteers single season and career receiving leader., He was drafted in the eighth round of the 1990 NFL Draft by the Miami Dolphins and played two seasons in the World League of American Football for the Barcelona Dragons.

Woods graduated from Tennessee in 1996. He and his wife Maria have two children: Thomas Jr., and Alexander.



EDUCATION

Tennessee .....Bachelor's, 1996

PLAYING CAREER

Tennessee
Miami Dolphins
Barcelona Dragons (World League)

COACHING CAREER

2014-present ..... Eastern Illinois
2007-11.....Tulane
2006 .....Jacksonville State
2001-04 ..... Mississippi
1997-2000 .....Western Carolina
1996 ..... Appalachian State



LUCAS STORTZUM

Director of Football Operations
Alma Mater: Eastern Illinois, 2010
Years at EIU: 2nd year

Lucas Stortzum begins his first year as the Panthers director of football operations.

Stortzum, a 2010 Eastern Illinois graduate, previously assisted the EIU football team serving as a graduate assistant for athletic operations for three years. In that role he helped organize team travel for football, oversaw game contracts and helped cover home athletic events as a game day administrator.



TY WEBB

Football Strength Coach
Alma Mater: Louisiana College, 2010
Years at EIU: 1st year

Ty Webb joined the Eastern Illinois athletic staff as the strength coach for Panther football in January 2015.

Webb joins the EIU staff following one year as an assistant strength coach at Louisiana Tech where he assisted with football and served as the main strength coach for baseball.

Webb earned his bachelor's degree from Louisiana College in 2010 where he was a four-year letter winner on the football team. He then served three years on the athletic staff in the strength department. Webb worked as both an assistant strength coach and assistant football coach for two years and the head strength coach and defensive line coach for one year.

Webb holds,USAW certification and PES Certification. He is CPR certified and Praxis 1

ADDITIONAL FOOTBALL SUPPORT STAFF

Defensive Quality Control	Greg Carroll
Student Assistant Coach	Tyler Stevens
Student Assistant Coach	Ryan Stevens
Head Strength Coach	Joe Neihaus
Head Athletic Trainer	TBA
Football GA Athletic Trainer	Morgan McDermott
Football GA Athletic Trainer	Thomas Malone
Academic Support Services	Holly Pflum
Team Orthopedic Surgeon	Dr. Aaron Eubanks
Team Physician	Dr. Todd Garner
Team Dentist	Dr. Phil Kepp
Team Chiropracter	Dr. Charles Schuester



CLINT BAYS

Coordinator of Equipment
Years at EIU: 8th year

Clint Bays enters his eighth season as the coordinator of equipment and stadium facilities for Eastern Illinois football. Bays is a certified athletic equipment manager through the AEMA. He holds both a bachelor's and masters degree from Eastern Illinois University.

He previously worked with the Illinois Department of Corrections and Transportation Security Administration. He was the assistant equipment manager at EIU in 2007.

Bays and his wife Kirsten have four boys - Andy, John, Jake and Nick.



JASON HEIAR

Football Athletic Trainer
Alma Mater: Iowa, 2000
Years at EIU: 2nd Year

Jason Heiar joined the Eastern Illinois staff as an assistant athletic trainer in August of 2014. Heiar serves as the trainer for the Panther football team.

Heiar came to EIU following ten years as an assistant athletic trainer at the United States Military Academy at West Point. While at Army he worked as the trainer for cross country and track and field for the last five years. He worked as an assistant trainer with the football athletic staff during the 2007 and 2008 seasons and during spring football for 2009. During his time in those roles he wrote the emergency action plan for the Foley Indoor Practice Center while assisting in the modernization of the Gillis Field House Athletic Training Room. During his tenure at Army Heiar also assisted with athletic training coverage for baseball, men's lacrosse, men's soccer, gymnastics and fall softball.

Prior to joining the staff at Army, Heiar worked as a graduate assistant at Syracuse University from 2002-04 working with the football program during the 2003 season. He worked as a certified intern football athletic trainer from 2001-02 at Indiana University working with the Hoosier football team during the 2001 season.

Heiar earned his bachelor's degree from the University of Iowa in 2000 and his master's degree from Syracuse in 2004. He is a licensed and certified athletic trainer with American Red Cross Professional Rescuer CPR and AED Certified.



BRITNI JONES

Office Manager
Years at EIU: 3rd year

2015 EIU PANTHER ROSTER

#	NAME	POS	HT	WT	YR	EXP	HOMETOWN (HIGH SCHOOL/JC/LAST)
1	Anthony Goodman	DB	5-9	185	SR	3	Lansing, Mich. (J.W. Sexton)
1	James Brooks	WR	5-9	200	R-JR	TR	Groveland, Fla. (South Lake / Kent State Univ.)
1	Jeremy Joseph	QB	6-6	230	R-FR	RS	Auburn, Ala. (Lee-Scott Academy)
2	Jourdan Wickliffe	SAF	6-1	200	R-SR	3	Columbus, Ohio (St. Charles College Prep)
2	Jalen Whitlow	QB	6-2	220	SR	1	Montgomery, Ala. (Prattville/Univ. of Kentucky)
3	Anthony Taylor	WR	6-0	187	R-JR	2	Wheaton, Ill. (Lombard Montini)
3	Anthony Standifer	CB	6-2	175	R-SR	1	Chicago, Ill. (Crete-Monee/Univ. of Mississippi)
4	Pono Choy	DB	5-10	182	R-JR	2	Kalihi, Haw. (Kamehameha)
4	Isaiah Nelson	WR	6-0	180	R-JR	TR	Royal Palm Beach, Fla. (Jupiter Christian/LA Pierce College)
5	Antoine Johnson	CB	5-10	172	R-SR	1	Washington, D.C. (Eleanor Roosevelt/Nassau CC)
5	Brandon Neverdon	WR	5-8	170	R-JR	TR	Baltimore, Md. (Calvert Hall/Hartnell College)
6	Tray Mitchell	WR	5-11	186	R-SO	1	Wentzville, Mo. (Holt)
6	Cedric Julius	CB	5-10	175	JR	1	Rancho Cucamonga, Calif. (Rancho Cucamonga/San Bernardino Valley College)
7	Bradley Dewberry	SAF	6-0	196	SO	1V	Stockbridge, Ga. (Eagles Landing)
7	Andrew Gamble	WR	6-2	170	JR	TR	Baltimore, Md. (Mervo/Feather River College)
8	Fedney Delphonse	DE	6-3	245	R-SR	3	Naples, Fla. (Golden Gate)
8	Mack Weaver	TE	6-5	255	R-SO	TR	Collierville, Tenn. (Harding Academy/Vanderbilt Univ.)
9	Devin Church	RB	5-8	190	R-JR	TR	Detroit, Mich. (Brother Rice/Univ. of Illinois)
9	Jermiah Rainey	DB	5-9	175	JR	TR	Charlotte, NC (Myers Park/Contra Costa College)
11	Ben Krol	TE	6-6	240	R-SR	3	Bull Valley, Ill. (Marian Central Catholic)
12	DySaun Smith	DB	5-10	172	SO	1	Lake Cormorant, Miss. (Lake Cormorant)
13	Xzavier Shugars	DB	5-10	178	FR	HS	Chamblee, Ga. (Chamblee)
13	Mitch Kimble	QB	6-3	185	R-SO	TR	Jerseyville, Ill. (Jerseyville/Syracuse Univ.)
14	Austin Green	QB	6-3	210	R-SO	1	Rochester, Ill. (Rochester)
15	Jared Pilson	QB	6-1	175	R-FR	RS	Mattoon, Ill. (Mattoon)
16	Jeff Jones	DL	6-5	220	FR	HS	Fairview Heights, Ill. (O'Fallon Township)
19	Isaiah Riddle	LB	6-3	235	R-JR	TR	Newnan, Ga. (Northgate/Kansas State Univ.)
20	Corey Patterson	WR	5-11	180	FR	HS	St. Louis, Mo. (Christian Brothers)
21	Shepard Little	RB	5-10	197	R-SR	2	Schaumburg, Ill. (Schaumburg)
22	Korliss Marshall	RB	6-0	205	JR	TR	Osceola, Ark. (Osceola/Univ. of Arkansas)
23	Dylan Chatman	DB	6-1	180	R-SR	0	Belleville, Ill. (Belleville West)
24	Jonathan Draper	SAF	6-1	180	R-FR	RS	Ford Heights, Ill. (Crete-Monee)
25	Cornelius Page	DB	6-1	175	FR	HS	Camden, Ark. (Camden Fairview)
26	Trey Pendergrass	WR	5-6	165	R-SR	3	Royal Palm Beach, Fla. (Jupiter Christian)
27	Karon Jackson	DB	5-9	170	FR	HS	Miami Gardens, Fla. (American)
28	Vincent Speller	SAF	6-2	205	R-SO	1	Chicago, Ill. (Chicago Mt. Carmel)
29	Elven Walker IV	CB	5-10	185	R-JR	2	Wheaton, Ill. (Glenbard South)
30	Nick Horne	LB	6-2	210	R-SO	TR	Park Forest, Ill. (Rich East/Winona State Univ.)
31	Malcolm Miller	DB	6-1	205	R-SO	1	Park Forest, Ill. (Rich East/Winona State Univ.)
32	Kamu Grugier-Hill	LB	6-2	215	SR	3	Papakolea, Haw. (Kamehameha)
33	Jerron Seymour	RB	5-7	196	GRAD	TR	Hialeah, Fla. (Hialeah HS/Vanderbilt Univ.)
34	Tony Elias	LB	6-2	205	FR	HS	Plano, Ill. (Plano)
35	Cody Edwards	P	6-3	220	R-SO	1	High Ridge, Mo. (Rockwood Summit)
36	Mike Bernier	P	6-2	205	FR	HS	Madison, Ala. (Bob Jones)
37	Malik Harrison	RB	6-1	198	R-SO	1	Springfield, Ill. (Springfield)
38	Trevon Smith	RB	5-9	175	R-FR	RS	Crete, Ill. (Crete-Monee)
39	Mike Gunter	SAF	6-3	245	R-SR	3	Rochester, Ill. (Rochester)
40	Houston Angel	RB	5-10	180	R-FR	RS	Little Rock, Ark. (Little Rock Academy)
41	Robert Columbus	SAF	6-2	190	FR	HS	Kirkwood, Mo. (Kirkwood)
43	Nick Bruno	K/P	6-1	170	SO	1	Daytona Beach, Fla. (Mainland)
44	Josh Price	DL	6-0	235	FR	HS	Marietta, Ga. (Hillgrove)
45	Joe Caputo	LB	6-2	210	FR	HS	Mount Prospect, Ill. (John Hersey)
48	Jake Lang	LB	6-0	200	R-SO	1	Tremont, Ill. (Tremont)
49	Nathan Kelly	TE	6-4	205	FR	HS	Sherrard, Ill. (Sherrard)
50	Carlo Mosnia	K	5-11	205	R-SO	TR	Belton, Texas (Belton/Mary-Hardin Baylor Univ.)
51	Seth McDonald	LB	6-1	230	JR	2	Sandwich, Ill. (Sandwich)
52	Jaylon Winston	LB	6-2	220	FR	HS	Bessemer, Ala. (Bessemer Academy)

#	NAME	POS	HT	WT	YR	EXP	HOMETOWN (HIGH SCHOOL/JC)
53	Camden Meade	LB	6-1	220	FR	HS	West Chicago, Ill. (Wheaton Academy)
54	AJ Hantak	LS	6-4	242	R-SO	1	Fenton, Mo. (Rockwood Summit)
55	Steven Mychalczuk	LB	6-3	245	JR	TR	Monmouth Junction, NJ (South Brunswick / College of DuPage)
56	Taylon Shepard	DT	6-0	281	R-FR	RS	Brenham, Texas (Brenham)
57	Scott Taylor	OL	6-2	274	R-JR	TR	Marengo, Ill. (Marian Catholic/Northern Illinois Univ.)
58	Thomas Coronado	DE	6-5	240	SR	1	Fresno, Calif. (Edison/Fresno City College)
59	Jareem Fleming	LB	5-11	225	R-FR	TR	Chicago, Ill. (Morgan Park/Northern Illinois Univ.)
64	Logan Ross	OL	6-3	285	FR	HS	Walton, Ky. (Ryle)
65	Eric Luhrsen	OL	6-5	275	R-SR	3	Wheaton, Ill. (Wheaton-Warrenville South)
67	Austin Askin	OL	6-7	282	SO	1	Louisville, Ky. (Saint Xavier)
68	Austin O'Leary	OL	6-4	340	FR	HS	Champaign, Ill. (Centennial)
70	Louis Vailopa	OL	6-3	310	SO	1	Waianae, Haw. (Saint Louis)
71	Lazarus Daniels	OL	6-1	270	R-SO	RS	Chicago, Ill. (Hyde Park Academy/Lincoln Univ. (Mo.)
72	Grant Branch IV	OL	6-4	282	FR	HS	Bolingbrook, Ill. (Lombard Montini Catholic)
73	Evan Kanz	OL	6-5	310	R-JR	2	Luxemburg, Wis. (Luxemburg-Casco)
74	Aaron Callaway	OL	6-5	295	FR	HS	St. Charles, Mo. (Francis Howell)
75	Jimmy Lowery	OL	6-4	290	R-JR	2	Burr Ridge, Ill. (Lombard Montini)
77	Josh Doyle	DL	6-4	301	R-FR	TR	Lake Geneva, Wis. (Badger/Northern Illinois Univ.)
78	Kurtis Brummerstedt	OL	6-7	320	R-SO	1	Yorkville, Ill. (Yorkville)
79	Cal Ibanez	OL	6-4	318	R-JR	TR	Miami, Fla. (Ferguson/Fullerton College)
80	Ben Odugbesan	TE	6-4	215	JR	TR	Elmont, NY (Elmont Memorial/Nassau CC)
81	Aaron Gooch	WR	5-9	170	R-FR	RS	Flossmoor, Ill. (Homewood-Flossmoor)
82	Paul Gossage	WR	6-3	175	FR	HS	Mokena, Ill. (Lincoln-Way East)
83	Colby Barnes	WR	6-3	185	FR	HS	Lexington, Ky. (Henry Clay)
84	Jack Kwiatkowski	TE	6-3	212	R-SO	TR	Oswego, Ill. (Oswego/Truman State Univ.)
85	Jeff Fishel	WR	5-10	160	R-JR	TR	Arcola, Ill. (Arcola)
86	James Sheehan	WR	6-3	210	FR	HS	Flossmoor, Ill. (Homewood-Flossmoor)
87	Matt Christensen	WR	6-3	182	R-SO	1	Racine, Wis. (Wilmot Union)
88	Justin Goff	WR	6-0	185	FR	HS	Trenton, Ill. (Wesclin)
89	Addison Bounds	WR	6-4	220	R-SO	1	Fairbury, Ill. (Prairie Central)
90	Daniel Chism	DL	6-2	295	JR	2	Warrenville, Ill. (Wheaton-Warrenville South)
91	Jarvis Williams	DL	6-1	245	R-JR	TR	Greer, S.C. (Byrnes/Troy Univ.)
92	Horace Arkadie	DT	6-4	305	R-SR	1	Irving, Texas (Irving/Univ. of Arkansas)
93	Lenzell Green	DL	5-10	285	R-JR	RS	St. Louis, Mo. (Hazelwood East/Univ. of Iowa)
94	Stephen Davis	DL	6-0	261	R-JR	HS	Chicago, Ill. (Thornridge)
95	James Jackson	DL	6-4	225	SO	TR	Plainfield, Ill. (Evergreen Park / Robert Morris Univ. (Ill.)
96	Jacari Neil	DL/LS	6-1	210	FR	HS	Chicago, Ill. (Phillips)
97	Dino Fanti	DT	6-1	265	R-SR	3	Venice, Fla. (Venice)
98	Tayler Arterburn	DL	6-1	240	FR	HS	Carterville, Mo. (Webb City)
99	Kylin Washington	DL	6-2	287	FR	HS	Fort Smith, Ark. (Northside)

(EIU Pronunciation Guide)

5 ... Brandon Neverdon ..... nah-ver-done
8 ... Fedney Delphonse ..... fed-knee * dell-fonz
11 ... Ben Krol ..... rhymes with "Roll"
12 ... Dysaun Smith ..... dah-shawn
13 ... Xzavier Shugars ..... X-ZAVIER
23 ... Dylan Chatman ..... Dillon
29 ... Elven Walker ..... L-vin
32 ... Kamu Grugier-Hill ..... Kah-moo * grew-jay
34 ... Tony Elias ..... ee-LY-us
36 ... Mike Bernier ..... Bur-neer
55 ... Steven Mychalchuk ..... Muh-KOWL-chuk
56 ... Taylon Shepard ..... TAY-lin
59 ... Jareem Fleming ..... jah-rheem
65 ... Eric Luhrsen ..... lure-sin

70 ... Louis Vailopa ..... Vi-low-pah
73 ... Evan Kanz ..... rhymes with "Fans"
79 ... Cal Ibanez ..... ih-BAWN-yezz
80 ... Ben Odugbesan ..... oh-duh-BESS-in
86 ... Jack Kwiatkowski ..... KWEE-uht-kow-ski
92 ... Horace Arkadie ..... ark-Uh-die
94 ... Stephen Davis ..... Steffen
97 ... Dino Fanti ..... Fon-tee

2015 EIU PANTHERS ALPHABETICAL ROSTER

#	PLAYER	POS
40	Houston Angel	RB
92	Horace Arkadie	DT
98	Tayler Arterburn	DL
67	Austin Askin	OL
83	Colby Barnes	WR
36	Mike Bernier	P
72	Grant Branch	OL
1	James Brooks	WR
89	Addison Bounds	TE
78	Kurtis Brummerstedt	OL
43	Nick Bruno	K/P
74	Aaron Callaway	OL
45	Joe Caputo	LB
23	Dylan Chatman	DB
90	Dan Chism	DL
4	Pono Choy	DB
87	Matt Christensen	WR
9	Devin Church	RB
41	Robert Columbus	SAF
58	Thomas Coronado	DE
71	Lazarus Daniels	OL
94	Stephen Davis	DL
8	Fedney Delphonse	LB
7	Bradley Dewberry	SAF
77	Josh Doyle	DL
24	Jonathan Draper	SAF
35	Cody Edwards	P
34	Tony Elias	LB
97	Dino Fanti	DL
85	Jeff Fishel	WR
59	Jareem Fleming	LB
7	Andrew Gamble	WR
88	Justin Goff	WR
81	Aaron Gooch	WR
1	Anthony Goodman	DB
82	Paul Gossage	WR
14	Austin Green	QB
93	Lenzell Green	DL
32	Kamu Grugier-Hill	SAF
39	Mike Gunter	SAF
54	AJ Hantak	LS
37	Malik Harrison	RB
30	Nick Horne	LB
79	Cal Ibanez	OL
95	James Jackson	DL
27	Karon Jackson	DB
5	Antonie Johnson	DB
16	Jeff Jones	DL
1	Jeremy Joseph	QB
6	Cedric Julius	DB
73	Evan Kanz	OL
49	Nathan Kelly	TE
13	Mitch Kimble	QB
11	Ben Krol	TE
84	Jack Kwiatkowski	WR
48	Jake Lang	LB
21	Shepard Little	RB
75	Jimmy Lowery	OL
65	Eric Luhrsen	OL
22	Korliss Marshall	RB
51	Seth McDonald	LB
53	Camden Meade	LB
31	Malcolm Miller	DB
6	Tray Mitchell	WR
50	Carlo Mosnia	K
55	Steven Mychalchuk	LB
4	Isaiah Nelson	WR
5	Brandon Neverdon	WR
80	Ben Odugbesan	TE
68	Austin O'Leary	OL
25	Cornelius Page	DB
20	Corey Patterson	WR
26	Trey Pendergrass	ATH
15	Jared Pilson	QB
44	Josh Price	DL
9	Jermiah Rainey	DB
19	Isaiah Riddle	LB
64	Logan Ross	OL
33	Jerron Seymour	RB
86	James Sheehan	WR
56	Taylon Shepard	DT
13	Xzavier Shugars	DB
12	DySaun Smith	DB
38	Trevon Smith	RB
28	Vince Speller	SAF
3	Anthony Standifer	DB
3	Anthony Taylor	WR
57	Scott Taylor	OL
70	Louis Vailopa	OL
29	Elven Walker	DB
99	Kylin Washington	DL
8	Mack Weaver	TE
2	Jalen Whitlow	QB
2	Jourdan Wickliffe	DB
91	Jarvis Williams	DL
52	Jalyon Winston	LB

NCAA FCS FOOTBALL SITES ON THE INTERNET

Eastern Illinois Football	www.EIUpanthers.com
OVC Football	www.OVCsports.com
STATS (formerly Sports Network)	www.stats.com (click FCS Football)
FCS Insider	www.fcsinsider.com/
NCAA FCS Homepage	www.ncaasports.com/football/
Any Given Saturday	www.anygivensaturday.com
College Sporting News	www.collegesportingnews.com
College Sports Journal	www.college-sports-journal.com
The UnderDawg	www.theunderdawg.com/
College Sports Madness	www.collegesportsmadness.com
College Football Performance Awards	www.collegefootballperformance.com

Roster Break Down By State

Illinois	41	Maryland	2
Florida	8	Michigan	2
Missouri	8	Wisconsin	2
Alabama	4	Mississippi	1
Arkansas	4	New York	1
Georgia	4	North Carolina	1
Hawai'i	3	Ohio	1
Kentucky	3	South Carolina	1
Texas	3	Tennessee	1
California	2	Washington D.C.	1

92 -- Horace Arkadie

Defensive Line • 6-4 • 305 • RS-Senior
Irving, Texas (Irving HS / Univ. of Arkansas)



EASTERN ILLINOIS:
2014 (JUNIOR): Transferred to EIU in summer of 2014 from Arkansas... Appeared in 11 games at defensive tackle... had a season high seven tackles in win over Austin Peay... finished season with 19 tackles (5 solo, 14 assisted)... had one tackle for loss in road win at Southeast Missouri... ended season with three tackles against UT Martin...

ARKANSAS:
2013 (SOPHOMORE): Played in four games during the season with first collegiate action against No. 1 ranked Alabama... made first career tackle against Mississippi State... also saw time against No. 8 Auburn and Ole Miss...
2012 (RS-FRESHMAN): Member of the Arkansas scout team, did not play in any games...
2011 (FRESHMAN): Redshirted...

HIGH SCHOOL: Played for coach Jim Bennett at Irving HS where he was ranked the No. 129 defensive end recruit in the country by Scout.com... made 77 tackles with four sacks, three blocked field goals and two blocked punts as a senior... had 67 tackles as a junior... rated a top 100 recruit in the state of Texas by the Dallas Morning News... also played center on school basketball team...

CAREER STATISTICS FOR ARKADIE...

YEAR	G/GS	ST	AT	TT	SK	TFL	Brk-Up	FR
2011 ARK	Redshirted at Arkansas							
2012 ARK	Did not appear in any games							
2013 ARK	4/0	0	1	1	0	0	0	0
2014	11/0	5	14	19	0	1	0	0
Career	**15/0**	**5**	**15**	**20**	**0**	**1**	**0**	**0**



58 -- Thomas Coronado

Defensive End • 6-5 • 240 • Senior
Fresno, Calif. (Edison HS / Fresco City College)



EASTERN ILLINOIS:
2014 (JUNIOR): Played in all 12 games as a reserve defensive end with one start... finished season with 16 tackles (five solo)... made two tackles in debut at Minnesota... had season high four tackles with a half sack and forced fumble at Southeast Missouri... had a tackle for loss versus UT Martin and a half tackle for loss against Austin Peay... had a fumble recovery against Tennessee State...

JUNIOR COLLEGE: Played two seasons at Fresno City College… earned California Community College All-Region I honors in 2013 after ranking second in the conference with ten sacks… finished season with 55 tackles and 13 tackles for loss…. first team All-North Division Valley Conference… during a 2012 played as a reserve with nine tackles and 1.5 tackles for loss…

HIGH SCHOOL: Played high school football at Edison HS… appeared in area All-Star game as a senior.

CAREER STATISTICS FOR CORONADO ...

YEAR	G/GS	ST	AT	TT	SK	TFL	FF	FR
2014	12/1	5	11	16	0.5	2	1	1



8 -- Fedney Delphonse

Defensive End • 6-3 • 245 • RS-Senior
Naples, Fla. (Golden Gate HS)



2014 (JUNIOR): Started all 11 games at defensive end appearing in all 12 contests... tied for team lead with 2.5 sacks, all coming in first three games of the season... finished year with 54 tackles (21 solo, 33 assisted)... had ten tackles at Eastern Kentucky... added nine tackles with a half tackle for loss at Tennessee Tech... added tackles for loss against Tennessee State and at Jacksonville State... had a forced fumble in the opener at Minnesota... had four quarterback hurries with two at Jacksonville State...
2013 (SOPHOMORE): Played in all 14 games making ten starts... started final nine games of the season at defensive end... made 36 tackles (24 solo)... had season high eight tackles in FCS playoff game versus Towson... made five tackles in road win at Murray State... had a sack in season opening win over FBS member San Diego State... had a sack at Austin Peay... finished year with 4.5 tackles for loss, two forced fumbles and oen fumble recovery...
2012 (RS-FRESHMAN): Played in all 12 games as a back-up defensive lineman... made 16 tackles (six solo)... season high three stops in four games, last at Central Arkansas... had two tackles for loss with a solo TFL at Western Michigan... had a forced fumble versus Austin Peay...
2011 (FRESHMAN): Redshirted.

HIGH SCHOOL: Three year starter at defensive end at Golden Gate HS... first team All-Area selection by Naples Daily News… had 80 total tackles with 56 solo stops as a senior… finished junior season with 52 tackles and five sacks… had 22 solo tackles as a sophomore… athletic defensive player who also ran the 110m hurdles in high school advancing to the District championships… earned Old Spice MVP award.

CAREER STATISTICS FOR DELPHONSE ...

YEAR	G/GS	ST	AT	TT	SK	TFL	Brk-Up	FF
2011	Redshirted at EIU							
2012	12/0	6	10	16	0	2	0	1
2013	14/10	24	12	36	2	4.5	0	2
2014	12/11	21	33	54	2.5	5	0	1
Career	**38/21**	**51**	**55**	**106**	**4.5**	**11.5**	**0**	**4**



97 -- Dino Fanti

Defensive Tackle • 6-1 • 265 • RS-Senior
Venice, Fla. (Venice HS)



2015 Preseason All-OVC
2014 2nd Team All-OVC
2013 2nd Team All-OVC

2014 (JUNIOR): Started all 12 games at defensive tackle... named second team All-Ohio Valley Conference... ranked fourth on team with 64 tackles, leading squad with 15.5 tackles for loss... tackles for loss total ranked ranked 8th on EIU single season list... finished season with 33 tackles for loss which ranked seventh on EIU career list... ranked third in the OVC and 43rd in the NCAA in tackles for loss per game... had season high eight tackles against UT Martin and at Tennessee Tech, finishing with three tackles for loss in each game... had a half sack against Illinois State and Southeast Missouri... had two forced fumbles against UT Martin... had one pass break-up against Murray State... had one fumble recovery with a four-yard return at Jacksonville State...
2013 (SOPHOMORE): Started all 14 games at defensive tackles... named second team All-Ohio Valley Conference... led EIU in tackles for loss with 14.5 which ranks 10th on the EIU all-time single season list... ranked second in the OVC in tackles for loss... finished year with 45 tackles (31 solo)... season high three TFL in overtime win at Southern Illinois... had 1.5 sacks at Southern Illinois and at Murray State finishing year with five sacks... added four pass break-ups and three fumble recoveries... season high eight tackles (2.5 TFL) in win over Southeast Missouri...
2012 (RS-FRESHMAN): Played in all 12 games as a back-up defensive lineman... finished season with 15 tackles (five solo)... season high five tackles against Austin Peay... had three tackles for loss with solo TFL against Illinois State and Murray State... one pass break-up against Southeast Missouri...
2011 (FRESHMAN): Redshirted.

HIGH SCHOOL: Two way starter at offensive guard and defensive tackle at Venice HS for coach John Peacock… team posted an 8-4 record to rank 33rd in the state of Florida… recorded 64 tackles with four sacks during his junior season… also had seven pass break-ups and one interception from his defensive tackle position… had 81 tackles with two sacks and three quarterback pressures as a senior.

CAREER STATISTICS FOR FANTI ...

YEAR	G/GS	ST	AT	TT	SK	TFL	Brk-Up	FR
2011	Redshirted at EIU							
2012	12/0	5	10	15	0	3	1	0
2013	14/14	31	14	45	5	14.5	4	3
2014	12/12	34	30	64	1	15.5	1	1
Career	**38/26**	**70**	**54**	**124**	**6**	**33**	**6**	**4**



1 -- Anthony Goodman

Defensive Back • 5-9 • 185 • Senior
Lansing, Mich. (J.W. Sexton HS)



2014 (JUNIOR): Played in ten games making six starts at Huskie position... named OVC Defensive Player of the Week on Oct. 26 for efforts in win over Tennessee State... had four tackles with one interception returned 46 yards for a touchdown against TSU giving him career defensive/special teams touchdowns on an interception return, fumble return and blocked field goal return... season high nine tackles at Murray State with 1.5 tackles for loss... ended season with 51 tackles (29 solo) and six tackles for loss... had two tackle for loss and an interception at Southeast Missouri... season high five solo tackles (eight total) at Eastern Kentucky... wore No. 13 as a junior...
2013 (SOPHOMORE): Played in all 14 games making one start at Austin Peay... set school record with a 70-yard fumble return for touchdown against Eastern Kentucky... named OVC Defensive Player of the Week on Sept. 29 for efforts in win over Eastern Kentucky... finished season with 33 tackles (27 solo)... season high eight tackles in Eastern Kentucky game... had one tackle for loss at Tennessee State and against Tennessee Tech... ended year with four pass break-ups...
2012 (FRESHMAN): Played in 11 games making a start at defensive back against Jacksonville State... had 21 tackles (13 solo)... had a season high four tackles in three different games - Western Michigan, Southeast Missouri and South Dakota State... had a tackle for loss against Austin Peay... one pass break-up at South Dakota State.

HIGH SCHOOL: Played for coach Dan Boggan at J.W. Sexton HS... participated in the Michigan State All-Star Game as a corner back and return specialist... during high school earned Division 3-4 honorable mention as a running back piling up 1,551 yards and 19 touchdowns... helped lead team to Division 4 District finals as a senior.

CAREER STATISTICS FOR GOODMAN...

YEAR	G/GS	ST	AT	TT	TFL	Brk-Up	INT	FR
2012	11/1	13	8	21	1	1	0	1
2013	14/1	27	6	33	2	4	0	1
2014	10/6	29	22	51	6	2	2	0
Career	**35/8**	**69**	**36**	**105**	**9**	**7**	**2**	**2**



32 -- Kamu Grugier-Hill

Linebacker • 6-2 • 215 • Senior
Papakolea, Haw. (Kamehameha HS)



2015 Preseason All-American (3rd team)
2015 Preseason All-OVC
2014 1st Team All-OVC

2015 (SENIOR): Named preseason third team All-American by STATS...
2014 (JUNIOR): Played in all 12 games making 11 starts... led team in tackles finishing season with 97 which ranked 10th in the OVC... first team All-Ohio Valley Conference... had 47 solo tackles... named OVC Defensive Player of the Week on Nov. 2 following 19 tackle game at Tennessee Tech (7 solo, 12 assisted)... had double digit tackles at Eastern Kentucky, at Jacksonville State and against UT Martin... had four tackles for loss at Tennessee Tech ending season with 9.5 TFL... had a sack at Eastern Kentucky and a half sack against Murray State... had two forced fumbles and two fumble recoveries... had three pass interceptions with one each against Illinois State, Tennessee State and Tennessee Tech...
2013 (SOPHOMORE): Played in all 14 games making five starts in the early part of the season... made 43 tackles for the year (25 solo)... season high 11 tackles at FBS member Northern Illinois... had one sack and a blocked punt in win over FBS member San Diego State... had one interception against Illinois State... added a pair of five tackle games against Southern Illinois and Tennessee Tech... ended year with five tackles for loss, one forced fumble and two pass break-ups...
2012 (FRESHMAN): Played in all 12 games at linebacker... had first career start at UT Martin making four tackles and one tackle for loss... season high seven tackles at Central Arkansas with five solo tackles... had a forced fumble in opener against Southern Illinois... had interception against Jacksonville State.

HIGH SCHOOL: Played for head coach David Stant at Kamehameha HS in Honolulu… played safety and served as the team's punter as a senior… had 86 tackles, five sacks and a one blocked field goal as a senior as team posted a 7-4 record at ILH Division I… first team All-Interscholastic League selection at linebacker as a senior…

CAREER STATISTICS FOR GRUGIER-HILL...

YEAR	G/GS	ST	AT	TT	SK	TFL	Brk-Up	INT
2012	12/1	15	12	27	0	1	4	1
2013	14/5	25	18	43	1	5	2	1
2014	12/11	47	50	97	1.5	9.5	3	3
Career	**38/17**	**87**	**80**	**167**	**2.5**	**15.5**	**8**	**5**



39 -- Mike Gunter

Safety • 6-3 • 245 • RS-Senior
Rochester, Ill. (Rochester HS)



2014 (JUNIOR): Missed first three games of season recovering from injury... played in final nine games with time on special teams... made one tackle against Murray State...
2013 (SOPHOMORE): Played in 12 games as a back-up safety and on special teams... finished year with six tackles... had season high two tackles at Austin Peay...
2012 (RS-FRESHMAN): Played in ten games seeing playing time primarily on special teams... had one tackle for the year against Austin Peay... had two kick returns on special teams with a long of eight yards at Central Arkansas...
2011 (FRESHMAN): Redshirted.

HIGH SCHOOL: Starter at defensive back and safety at Rochester HS for coach Derek Leonard… helped team win IHSA Class 4A state championship as a senior with a 13-0 record… team was 12-1 losing in IHSA Class 4A state semifinals during junior season… recorded 84 tackles (62 solo) with seven sacks as a senior… two-time first team All-Corn Belt Conference selection… special mention All-State by Champaign News-Gazette…

CAREER STATISTICS FOR GUNTER ...

YEAR	G/GS	ST	AT	TT	SK	TFL	Kick-Ret	Yds
2011	Redshirted at EIU							
2012	10/0	1	0	1	0	0	2	10
2013	12/0	1	5	6	0	0	0	0
2014	9/0	1	0	1	0	0	0	0
Career	**31/0**	**3**	**5**	**8**	**0**	**0**	**2**	**10**



5 -- Antoine Johnson

Defensive Back • 5-10 • 172 • RS-Senior
Washington, D.C. (Eleanor Roosevelt HS / Nassau CC)



EASTERN ILLINOIS:
2014 (RS-JUNIOR): Signed with EIU in December of 2013 and joined team for 2014 spring practice... played in all 12 games making two starts at corner back... started season opener at Minnesota and at Eastern Kentucky... led team with nine pass break-ups with two at Ohio and two at Eastern Kentucky... finished year with 31 tackles (21 solo)... had season high five tackles at Jacksonville State (five solo) and at Southeast Missouri (four solo)... named OVC Special Teams Player of the Week on Sept. 21 after game against Austin Peay in which he blocked a punt and recovered it in the end zone for a touchdown... wore No. 28 as a junior...

JUNIOR COLLEGE: Attended Nassau Community College in New York playing two seasons and redshirting the fall of 2013… as a sophomore made 24 tackles with four interceptions and five pass break-ups… returned one interception for a touchdown… played in four games as a reserve defensive back/special teams player… had four tackles with one pass break-up…

HIGH SCHOOL: Played high school football at Eleanor Roosevelt HS

CAREER STATISTICS FOR JOHNSON...

YEAR	G/GS	ST	AT	TT	TFL	Brk-Up	INT	Block
2014	12/2	21	10	31	0	9	0	1



11 -- Ben Krol

Tight End • 6-6 • 240 • RS-Senior
Bull Valley, Ill. (Marian Central Catholic HS)



2014 (JUNIOR): Opened season as number three quarterback and moved to tight end midway through season... played in only one game against Austin Peay, appearing at tight end... did not have any statistics...
2013 (SOPHOMORE): Played in eight games as the back-up quarterback... was 16-of-27 for 140 yards on the season... most extensive action was in win over Eastern Kentucky going 6-of-8 from 72 yards... rushed for 15 yards on five carries with a touchdown at UT Martin...
2012 (RS-FRESHMAN): Played in two games as a back-up quarterback... was 2-of-4 passing for 19 yards at Western Michigan... was 3-of-3 passing for 32 yards against Austin Peay... had a rushing touchdown against APSU...
2011 (FRESHMAN): Redshirted.

HIGH SCHOOL: Played for coach Ed Brucker passing for 1,875 yards as a senior at Marian Central Catholic HS… had 13 touchdowns as he completed 138-of-245 pass attempts… helped team reach IHSA Class 5A state quarterfinals with an 8-4 record as a senior… as a junior passed for 1,012 yards and ten touchdowns for an 8-3 team… earned East Suburban Catholic Conference honors.

CAREER STATISTICS FOR KROL ...

YEAR	G/GS	C-A-Int	PCT	YARDS	YDs/G	TDs	LONG
2011		Redshirted at EIU					
2012	2/0	5-7-0	71.4	51	25.5	0	15
2013	8/0	16-27-0	59.3	140	17.5	0	56
2014	1/0	No Statistics					
Career	**11/0**	**21-34-0**	**61.7**	**191**	**19.1**	**0**	**56**





21 -- Shepard Little

Running Back • 5-10 • 197 • RS-Senior
Schaumburg, Ill. (Schaumburg HS)



2013 1st Team All-OVC

2014 (JUNIOR): Appeared in ten games missing two games due to injury... made nine starts... led Panthers in rushing with 797 yards on 124 carries (6.4 yards per carry)... had three rushing touchdowns with first of the season coming against Tennessee State on a 50-yard run... had four 100-yard rushing games with three straight against Eastern Kentucky, Southeast Missouri and Tennessee State... season high 137 yards against UT Martin including a 70-yard touchdown run... had third touchdown against Murray State... had 16 receptions for 129 yards... season high five catches for 57 yards against Southern Illinois... named OVC Offensive Player of the Week on Oct. 26 after rushing for 130 yards on 12 carries with one touchdown in win over Tennessee State... finished season ranked 12th on EIU career rushing list... preseason candidate for Walter Payton Award...
2013 (SOPHOMORE): Played in all 14 games starting final two regular season games at running back... first team All-Ohio Valley Conference at running back, second team All-OVC as return specialist, All-OVC Newcomer team... named OVC Offensive Player of the Week and National Offensive Player of the Week on Nov. 17 following win over Jacksonville State... named OVC Newcomer of teh Week on Oct. 20 after Southeast Missouri game and Nov. 17... rushed for 1,551 yards for an avrage of 110.6 yards per game and 7.1 yards per carry... 1,551 yards ranked second on EIU all-time single season list and ninth on OVC all-time single season list... ranked 7th in the NCAA in total rushing yards... finished season ranked 17th on EIU all-time rushing list... ranked 10th in the NCAA in all-purpose yards at 2,192 which ranks second on EIU all-time single season list... ranked third on EIU all-time single season list for points scored and total touchdowns, was fourth on EIU single-season list for rushing touchdowns... ranked 16th in the NCAA in touchdowns scored with 20... had one passing touchdown against Jacksonville State... had two punt returns for touchdown including 60-yard return in season opening win over FBS member San Diego State... had 75-yard punt return for touchdown against Tennessee Tech which ranks fifth on EIU all-time list... rushed for 100 or more yards in seven games with a season high 245 yards against Jacksonville State... 245 yard game was on 26 carries with two touchdowns and ranks as the fifth best single-game total in school history... had four straight 100-yard rushing games between Nov. 9 and Dec. 7 finishing run with 184 yards in FCS playoff win over Tennessee State... added 21 catches for 182 yards and two touchdowns...
2012 (RS-FRESHMAN): Did not play in any games... member of scout team...
2011 (FRESHMAN): Redshirted.

HIGH SCHOOL: Played for coach Mark Stilling at Schaumburg HS serving as a running back and kick returner… as a senior rushed for 1,912 yards with 24 touchdowns… had 28 pass receptions for 302 yards as he helped guide team to a Mid-Suburban West Conference title… returned two kick offs for touchdown in IHSA Class 7A second round playoff game… rushed for 1,610 yards and 16 touchdowns as a sophomore when team advanced to IHSA Class 8A quarterfinals… did not play as a junior… All-Conference selection…

CAREER STATISTICS FOR LITTLE ...

YEAR	G/GS	RUSH	YDS	TD	AVG/c	LNG	OTHER
2011		Redshirted at EIU					
2012		Member of Scout Team					
2013	14/2	217	1551	15	7.1	80	2 PR TD
2014	10/9	124	797	3	6.4	70	
Career	**24/11**	**341**	**2373**	**18**	**6.9**	**80**	**2 PR TD**

65 -- Eric Luhrsen

Offensive Line • 6-5 • 275 • RS-Senior
Wheaton, Ill. (Wheaton-Warrenville South HS)



2014 (JUNIOR): Appeared in all 12 games as a reserve offensive lineman... helped block for an offensive line that ranked in the top twenty in the nation in total offense and rushing offense... starter on special teams unit for field goal, extra point and punts...
2013 (SOPHOMORE): Appeared in seven games as a reserve offensive lineman... helped block for the nation's top offensive unit that set school and OVC records in total offense, passing offense and scoring offense...
2012 (RS-FRESHMAN): Played in 12 games with most of playing time coming on special teams or in short yardage situations... caught two passes for 16 yards... one catch for 12 yards against Austin Peay and one for four yards at Western Michigan... moved to tight end position from offensive line during 2012 spring practice...
2011 (FRESHMAN): Redshirted.

HIGH SCHOOL: Started at left tackle for Wheaton-Warrenville South HS playing for coach Ron Muhitch… helped team post a 14-0 record as a senior as WWSHS won the IHSA Class 7A state championship… team was 13-1 during junior season also winning IHSA Class 7A state championship… helped team average 46.9 points per game including accounting for 424.3 yards of total offense each game during senior year… starter on high school boy's volleyball team that was ranked second in the state… All-DuPage Valley selection in volleyball… All-State in volleyball.

PERSONAL: Sisters Katie and Annie both played volleyball at Illinois... brother John played volleyball at Ohio State.

CAREER STATISTICS FOR LUHRSEN ...

YEAR	G/GS	RCPTs	YDs	YDs/REC	TDs	LONG
2011	Redshirted at EIU					
2012	12/0	2	16	8.0	0	12
2013	7/0	Did not record any statistics				
2014	12/0	Did not record any statistics				
Career	**31/0**	**2**	**16**	**8.0**	**0**	**12**



26 -- Trey Pendergrass

Wide Receiver • 5-6 • 165 • RS-Senior
Royal Palm Beach, Fla. (Jupiter Christian HS)



2014 (JUNIOR): Played in nine games as a kickoff return specialist and back-up wide receiver... had six catches for 69 yards with season high two catches for 33 yards at Jacksonville State... had two catches for 11 yards in season opener at Minnesota... had two rushes for 11 yards... returned 12 kicks for 239 yards with a season best return of 34 yards at Tennessee Tech... had six kickoff returns for 121 yards at Jacksonville State... finished season ranked 7th on EIU kickoff return yards list...
2013 (SOPHOMORE): Played in all 13 games on special teams and as a back-up wide receiver... had 16 kickoff returns for 347 yards... long return was 76 yards at Austin Peay... ended season ranked 9th on EIU career kickoff return list with 856 yards... caught eight passes for 41 yards... had three catches for 11 yards against Eastern Kentucky...
2012 (RS-FRESHMAN): Saw action in nine games opening season as a back-up wide receiver... moved into role as kickoff returner midway through season... finished year with 23 returns for 509 yards to average 22.1 yards per return... had 15 returns in final two games of the year with 167 yards on eight returns at South Dakota State... longest return was 38 yards against Jacksonville State...
2011 (FRESHMAN): Redshirted.

HIGH SCHOOL: Was named the Palm Beach Post's Small School Offensive Player of the Year as a running back at Jupiter Christian HS… rushed for 2,147 yards and 28 touchdowns on 203 carries for a 10.5 yards per carry average… named a finalist for Florida's Mr. Football Award… played for the South squad in the Florida Athletic Coaches Association All-Star game… also hauled in 15 passes for 251 yards and six touchdowns… on defense had 42 tackles with four interceptions as team finished 10-2 advancing to the Florida Class 1B regional finals… as a junior had 1,008 yards and 15 touchdowns between rushing and receiving… played for coach Bill Powers.

PERSONAL: Brother Brandon played football at Wake Forest.

CAREER STATISTICS FOR PENDERGRASS ...

YEAR	G/GS	Kick-Ret	Yds	TD	Long	Avg	Rec	Yds
2011	Redshirted at EIU							
2012	9/0	23	509	0	38	22.1	--	--
2013	13/0	16	347	0	76	21.7	8	41
2014	9/0	12	239	0	34	19.9	6	69
Career	**31/0**	**51**	**1095**	**0**	**76**	**21.5**	**14**	**110**



3 -- Anthony Standifer

Defensive Back • 6-2 • 175 • Senior
Chicago, Ill. (Crete-Monee HS / Univ. of Mississippi)



EASTERN ILLINOIS
2014 (JUNIOR): Transferred from Ole Miss in summer of 2014... played in 11 games with ten starts at cornerback... made 33 tackles with 20 solo stops... had a half tackle for loss against Southern Illinois and at Tennessee Tech... season high seven tackles at Jacksonville State (five solo)... had three interceptions and six pass break-ups... ranked 9th in the OVC in passes defended with nine... interceptions were against Southern Illinois, at Ohio and at Southeast Missouri...

OLE MISS:
2013 (SOPHOMORE): Played in three games for Ole Miss at defensive back... had three tackles on the season all coming in win over Southeast Missouri...
2012 (FRESHMAN): Played in three games at defensive back... had three solo tackles on the season all coming against Tulane... made collegiate debut against UTEP...

HIGH SCHOOL: Played for coach Jerry Verde at Crete-Monee HS... helped lead team to 10-1 record and IHSA Class 6A state playoff appearance... recorded 46 tackles with four interceptions as a senior... had 44 tackles with nine interceptions as a junior... second team All-State by the Chicago Tribune... participated in the Semper Fidelis All-American Bowl as a senior... rated the No. 15 player in Illinois and No. 38 cornerback in the nation by ESPN.com... rated the No. 30 cornerback in the nation by Scout.com...

CAREER STATISTICS FOR STANDIFER...

YEAR	G/GS	ST	AT	TT	SK	TFL	Brk-Up	INT
2012 UM	3/0	3	0	3	0	0	0	0
2013 UM	3/0	2	1	3	0	0	0	0
2014	11/10	20	13	33	0	1	6	3
Career	**17/10**	**25**	**14**	**39**	**0**	**1**	**6**	**3**
Ole Miss	***6/0***	***5***	***1***	***6***	***0***	***0***	***0***	***0***



2 -- Jalen Whitlow

Quarterback • 6-2 • 220 • Senior
Montgomery, Ala. (Prattville HS / Univ. of Kentucky)



2014 2nd Team All-OVC
2014 OVC All-Newcomer Team

EASTERN ILLINOIS
2015 (SENIOR): Named to College Football Performance Awards (CFPA) FCS Player of the Year Watch List...
2014 (JUNIOR): Transferred from Kentucky during the summer... appeared in 11 games at quarterback making ten starts... did not play final game against UT Martin due to injury... named second team All-Ohio Valley Conference and to the OVC All-Newcomer Team... named OVC Newcomer of the Week six times... ranked 27th in the FCS in total offense and 30th in the FCS in rushing touchdowns... rushed for 792 yards and 12 touchdowns on 140 carries... set single season school record for rushing yards by a quarterback... set single game record for rushing yards by a quarterback with 137 against Austin Peay... had 112 yard rushing day at Ohio... passes for 2,075 yards and 15 touchdowns... was 185-of-294 with seven interceptions... season high 312 yards with three touchdowns against Murray State... had season high four touchdown passes at Tennessee Tech... passes for 200 or more yards five times during the season... set school record for consecutive passes without an interception at 163 consecutive passes... had one reception for 25 yards in opener at Minnesota... completed season high 30 passes at Ohio going 30-of-46 for 289 yards with one touchdown and no interceptions...

KENTUCKY:
2013 (SOPHOMORE): Started eight games at quarterback appearing in all 12 games... completed 61.6 percent of passes going 98-of-159 for 1,033 yards and five touchdowns... finished with 457 yards rushing on 107 carries with six touchdowns... threw for career high 225 yards vs. SEC East Champion Missouri... competed 17-of-24 passes against South Carolina for 178 yards and two touchdowns... accounted for four touchdowns against Alabama State, two rushing and two receiving... had 88-yard touchdown run vs. Alabama State, the second longest TD run in school history and longest ever by a quarterback... Southeastern Conference Academic Honor Roll...
2012 (FRESHMAN): Played in ten games starting seven... completed 87-of-161 passes for 801 yards and three touchdowns... rushed for 206 yards and three touchdowns... in season finale against Tennessee passed for 225 yards and a touchdown completing 29 of 45 passes... had a rushing and passing TD in win over Samford...

HIGH SCHOOL: Played for coach Jamey Dubose at Prattville HS... helped team win Alabama Class AAAAAA state championship earning a national top-25 ranking... played both quarterback and wide receiver in HS... earned honorable mention All-State honors at quarterback despite splitting time at two positions... listed as the nation's No. 12 dual-threat QB and the No. 20 prospect in Alabama by 24/7 Sports... was the the starting quarterback at Jefferson Davis HS in Montgomery, Ala., during his sophomore year...

CAREER STATISTICS FOR WHITLOW ...

YEAR	G/GS	C-A-Int	PCT	YARDS	TDs	RUSH	YDs	TDs
2012 UK	10/7	87-161-2	54.0	801	3	68	206	3
2013 UK	12/8	98-159-5	61.6	1035	5	107	457	6
2014	11/10	185-294-7	62.9	2075	15	140	792	12
Career	**33/25**	**370-614-14**	**60.3**	**3911**	**23**	**315**	**1455**	**21**
UK	***22/15***	***185-320-7***	***57.8***	***1836***	***8***	***175***	***663***	***9***

2 -- Jourdan Wickliffe

Safety • 6-1 • 200 • RS-Senior
Columbus, Ohio (St. Charles College Prep)



2015 Preseason All-OVC
2014 1st Team All-OVC
2013 1st Team All-OVC

2014 (JUNIOR): Started all 12 games at strong safety (rover) position... first team All-Ohio Valley Conference... ranked fourth in the OVC and 37th in the FCS in interceptions with four... finished season with 62 tackles (27 solo) to rank fifth on the team... season high eight tackles at Eastern Kentucky and against Tennessee State... had two interceptions at Eastern Kentucky and two interceptions at Southeast Missouri in back-to-back weekends... had a tackle for loss in season opener at Minnesota... had a half tackle for loss against both Tennessee Tech and Murray State...
2013 (SOPHOMORE): Started all 14 games at strong safety (Rover)... first team All-Ohio Valley Conference... led team with 91 tackles (50 solo)... ranked 22nd in the NCAA in forced fumbles with four... was 11th in the OVC in tackles and 8th in the OVC in interceptions (3)... had three games with double digit tackles including season high 16 stops against FBS member Northern Illinois... had ten tackles in season opening win over FBS member San Diego State... also had ten tackles in overtime win at Southern Illinois... finished year with eight pass break-ups and three tackles for loss...
2012 (RS-FRESHMAN): Began season as a reserve wide receiver moving to defense prior to the Sept. 22 game versus Murray State... made ten tackles (7 solo) in first defensive game with MSU... finished season with 76 tackles playing in all 12 games with six starts at safety to end the year... had 41 solo tackles... season high 13 tackles against Tennessee Tech and Central Arkansas (9 solo)... had two pass interceptions with one returned 28 yards at TTU... three pass break-ups with two at UT Martin... 75 of 76 tackles came in final nine games...
2011 (FRESHMAN): Attended Eastern Illinois but did not play football.

HIGH SCHOOL: Versatile athletic player for coach Jeff Pharion at St. Charles College Prep… played tailback, wide receiver, safety while also returning kicks and punts… had 95 tackles and four interceptions on defense…. on offense rushed for 600 yards with 300 yards receiving… first team All-Metro by Columbus Post Dispatch as he was the program's first four-year starter…

CAREER STATISTICS FOR WICKLIFFE...

YEAR	G/GS	ST	AT	TT	SK	TFL	Brk-Up	INT
2011	Attended EIU but did not play football							
2012	12/6	41	35	76	0	1.5	5	2
2013	14/14	50	41	91	0	3	8	3
2014	12/12	27	35	62	0	2	1	4
Career	**38/32**	**118**	**111**	**229**	**0**	**6.5**	**14**	**9**





40 -- Houston Angel

Running Back • 5-10 • 180 • RS-Freshman
Little Rock, Ark. (Little Rock Christian Academy)



2014 (FRESHMAN): Redshirted season at EIU...

HIGH SCHOOL: Played quarterback for coach Jeff Weaver at Little Rock Christian Academy... earned National Christian School Athletic Association Super Regional Honors as a quarterback as a junior and senior... named a candidate for Arkansas Farm Bureau Class 5A Award... named All-Conference...

67 -- Austin Askin

Offensive Line • 6-7 • 282 • Sophomore
Louisville, Ky. (St. Xavier HS)



2014 (FRESHMAN): Played in all 12 games appearing on special teams as a blocker for punt team and field goal team... played on offensive line in win over Austin Peay... helped block for the nation's No. 11 ranked rushing offense and No. 13 ranked total offense...

HIGH SCHOOL: Played for coaches Will Wolford and Mike Glaser at Saint Xavier HS… helped lead team to the Kentucky Class 6A state playoffs… played both guard and tackle positions during his career… played for the Kentucky All-Star team in the Border Bowl game with Tennessee… father Mark played football at Kentucky...

89 -- Addison Bounds

Wide Receiver • 6-4 • 220 • RS-Sophomore
Fairbury, Ill. (Prairie Central HS)



2014 (RS-FRESHMAN): Played in 11 games as a reserve tight end with playing time coming on special teams... was a member of kickoff return and kickoff coverage squad... did not have any offensive statistics...
2013 (FRESHMAN): Redshirted.

HIGH SCHOOL: Played for coach Brian Hassett at Prairie Central HS… passed for 1,933 yards and 24 touchdowns earning IFCA Class 4A All-State honors as a senior… was 117-of-188 with only eight interceptions… rushed for another 616 yards and 11 touchdowns as the team posted a 7-3 record advancing to the IHSA Class 4A playoffs… as a junior was 105-of-185 with 12 touchdown passes and five interceptions… passed for 1,620 yards while rushing for 742 with 16 touchdowns… team posted a 7-4 record advancing to the IHSA Class 4A second round… earned first team All-Corn Belt Conference honors as a quarterback and was s second team selection at defensive back… Academic All-State selection.

78 -- Kurtis Brummerstedt

Offensive Line • 6-7 • 320 • RS-Sophomore
Yorkville, Ill. (Yorkville HS)



2014 (RS-FRESHMAN): Played in 11 games appearing as a blocker on the punt team and field goal unit... helped block for the nation's No. 11 ranked rushing offense and No. 13 ranked total offense...
2013 (FRESHMAN): Redshirted.

HIGH SCHOOL: Played for coach Karl Hoinkes at Yorkville HS… earned first team Northern Illinois All-Big 12 East Division honors as a senior… is a big, physical offensive lineman that played in a pro-style offense with heavy emphasis on running the football…

43 -- Nick Bruno

Kicker / Punter • 6-1 • 170 • Sophomore
Daytona Beach, Fla. (Mainland HS)



2014 First Team Freshman All-American
2014 All-OVC Newcomer Team

2014 (FRESHMAN): Won field goal job in fall camp finishing season 14-of-16 in field goal attempts... named to All-Ohio Valley Conference Newcomer team... named first team Freshman All-American... finished second 44-of-45 on extra point attempts... led team in scoring with 86 points... had a high of 15 points at Eastern Kentucky with four field goals and three extra points... long field goal was 45 yards at Southeast Missouri... 14 field goals ranks fourth on EIU single season list... 44 PATs ranks sixth on EIU list... made 43 straight PAT's to open season... took over punting duties at Southeast Missouri finishing season with 34.7 yards per punt average... had a long punt of 54 yards versus Tennessee State... had one rush on a fake punt of 63 yards at Tennessee Tech...

HIGH SCHOOL: Played for coach Scott Wilson at Mainland HS in Daytona Beach, Fla... helped team post a 12-2 record as the team advanced to the Florida Class 6A state semifinals... earned honorable mention All-Central Florida Region honors as a punter...

CAREER STATISTICS FOR BRUNO...

YEAR	FGM/FGA	30-39	40-49	LNG	PTS	PAT's	PUNT/AVG
2014	14-16	4-4	2-4	45	86	44-45	26/34.7



90 -- Dan Chism

Defensive Line • 6-2 • 295 • Junior
Warrenville, Ill. (Wheaton-Warrenville South HS)



2014 (SOPHOMORE): Played in all 12 games as a back-up defensive lineman... made 13 tackles with five solo stops... had a season high of three tackles in three different games (versus Austin Peay, at Ohio and at Southeast Missouri)... had a sack for three yards at Tennessee Tech... had one quarterback hurry against Southern Illinois...
2013 (FRESHMAN): Played in 11 games as a back-up defensive lineman... made 12 tackles with seven solo stops... had a season high five tackles in road win at Austin Peay... had a tackle for loss at Austin Peay... had one pass break-up...

HIGH SCHOOL: Played for coach Ron Muhitch at Wheaton Warrenville South HS… missed junior season with injury returning as a senior to earn IFCA Class 7A honors as a senior… named Dupage County All-Area team and DuPage Valley Conference top defensive lineman… registered 43 tackles with 3 sacks as the anchor of the defensive line.

CAREER STATISTICS FOR CHISM...

YEAR	G/GS	ST	AT	TT	SK	TFL	Brk-Up	FF
2013	11/0	7	5	12	0	0.5	1	0
2014	12/0	5	8	13	1	2	0	0
Career	**23/0**	**12**	**13**	**25**	**1**	**2.5**	**1**	**0**



4 -- Pono Choy

Safety • 5-10 • 182 • RS-Junior
Kalihi, Haw. (Kamehameha HS)



2014 (SOPHOMORE): Played in 11 games making ten starts at free safety... missed Austin Peay game due to injury... had 56 tackles with 26 solo stops... led Panthers with 14 tackles at Eastern Kentucky (8 solo, 6 assisted)... had a tackle for loss at Illinois State and at Jacksonville State... had seven tackles at Ohio with one pass break-up... had one pass break-up against Tennessee State...
2013 (RS-FRESHMAN): Played in 13 games as a back-up defensive back and starter on special teams... finished with 18 tackles (nine solo)... had one tackle for loss against Jacksonville State... season high four tackles in win over Eastern Kentucky... had two pass break-ups...
2012 (FRESHMAN): Appeared in two games before suffering season ending injury against Austin Peay... was granted a medical redshirt season by the NCAA... did not have any stats in two games played on special teams.

HIGH SCHOOL: Played for coach David Stant at Kamehameha HS in Honolulu… named first team All-State by ESPNHS as a senior as a defensive back… second team All-Interscholastic League selection as a senior, honorable mention as a junior… member of Hawai'i state championship team as a sophomore… recorded 61 tackles as a senior scoring two defensive touchdowns…

CAREER STATISTICS FOR CHOY ...

YEAR	G/GS	ST	AT	TT	SK	TFL	Brk-Up	INT
2012	2/0	Granted medical redshirt by NCAA						
2013	13/0	9	9	18	0	0.5	2	0
2014	11/10	26	30	56	0	2	2	0
Career	**26/10**	**35**	**39**	**74**	**0**	**2.5**	**4**	**0**

87 -- Matt Christensen

Wide Receiver • 6-3 • 182 • RS-Sophomore
Racine, Wis. (Wilmot Union HS)



2014 (RS-FRESHMAN): Played in one game against Austin Peay appearing on special teams and as a reserve wide receiver... did not have any statistics...
2013 (FRESHMAN): Redshirted.

HIGH SCHOOL: Played for coach Mike Greinke at Wilmot Union HS.. three year starter at wide receiver earning All-Conference honors each season… finished prep career ranked 9th all-time in Wisconsin HS history with 2,349 yards receiving… was 21st on Wisconsin all-time list with 25 touchdown receptions… as a senior hauled in 40 passes for 764 yards with five touchdown receptions…. as a senior had 696 yards on punt returns averaging 33 yards per return… was a two-time WFCA All-State selection as a junior and senior… during junior season had 51 catches for 1,248 yards and 16 touchdowns…

9 -- Devin Church

Running Back • 5-8 • 190 • RS-Junior
Detroit, Mich. (Brother Rice / Univ. of Illinois)



Transferred to Eastern Illinois in Spring of 2015...

ILLINOIS: Was a three year member of the Illinois football team... in 2014 played in 11 games with a start in the win over Minnesota… had a season high ten yards rushing against Wisconsin and 24 yards receiving against Washington... as a redshirt freshman in 2013 played in 10 games with 44 yards rushing including six carries for 34 yards against Ohio… had first career touchdown against Ohio… redshirted 2012 season due to injury…

HIGH SCHOOL: Played at Brother Rice HS in Detroit and was ranked the No. 22 overall prospect in the state of Michigan by Rivals.com… rushed for a school-record 1,191 yards in 2011 including 938 yards in five playoff games… led team to MHSAA Division 2 state title rushing for 244 yards and three touchdowns in championship game…

CAREER STATISTICS FOR CHURCH ...

YEAR	G/GS	RUSH	YDS	TD	AVG/c	LNG	OTHER
2012 ILL	Redshirted at Illinois						
2013 ILL	10/0	8	44	1	5.5	12	2 rec
2014 ILL	11/1	9	13	0	1.4	7	3 rec
Career	**21/1**	**17**	**57**	**1**	**3.3**	**12**	**5 rec**

7 -- Bradley Dewberry

Safety • 6-0 • 196 • Sophomore
Stockbridge, Ga. (Eagles Landing HS)



FRESHMAN (2014): Played in first five games of the season before suffering season ending injury... made first career start at Ohio finishing with one interception and one tackle... had ten tackles for the year (nine solo)... season high four tackles and a fumble recovery against Austin Peay... had one tackle for loss at Illinois State...

HIGH SCHOOL: Played for coach Joe Teknipp at Eagles Landing HS… helped team post an 8-3 record advancing to the school's second-ever Georgia State playoff appearance… named 4A-AAAA Subregion Offensive Player of the Year as a quarterback… passed for 2,012 yards with 21 touchdowns completing 56 percent… rushed for 471 yards and 11 touchdowns on 111 carries… on defense made 51 tackles with five interceptions and 18 pass break-ups… returned one interception for a touchdown… maintains a 3.5 grade point average.

CAREER STATISTICS FOR DEWBERRY ...

YEAR	G/GS	ST	AT	TT	TFL	Brk-Up	INT	FR
2014	5/1	9	1	10	1	0	1	1

24 -- Jonathan Draper

Safety • 6-1 • 180 • RS-Freshman
Ford Heights, Ill. (Crete-Monee HS)



FRESHMAN (2014): Redshirted season at EIU...

HIGH SCHOOL: Played for coaches John Konecki and Jerry Verde at Crete-Monee HS… helped team go 14-0 as a junior winning IHSA Class 6A state championship making 72 tackles with four forced fumbles… Southtown Star second team All-Area as a senior with 90 tackles, two interceptions and two sacks…



35 -- Cody Edwards

Punter • 6-3 • 220 • RS-Sophomore
High Ridge, Mo. (Rockwood Summit HS)



2014 (RS-FRESHMAN): Opened season as the starting punter covering the first six games of the season... had 26 punts for a 35.4 yards per punt average... had a season long punt of 51 yards against Southern Illinois...
2013 (FRESHMAN): Redshirted.

HIGH SCHOOL: Played for coach Mike Bellers at Rockwood Summit HS… two-time first team All-State selection at punter as a junior and senior… twice named first team All-South Suburban Conference… earned Academic All-State honors as a senior… team finished the season at 8-4 leading the St. Louis Suburban South Conference in scoring at 37.3 points per game as school advanced to the quarterfinals of the Missouri Class 5 playoffs… ranked 5th as a top college prospect by Kicking.com… averaged 40.4 yards per punt as a senior with 18 punts downed inside the 20-yard line… had a long punt of 62 yards…

CAREER STATISTICS FOR EDWARDS...

YEAR	G	Punts	Avg.	Lng	In-20
2013	Redshirted at EIU				
2014	6	26	35.4	51	5

81 -- Aaron Gooch

Wide Receiver • 5-9 • 170 • RS-Freshman
Flossmoor, Ill. (Homewood-Flossmoor HS)



FRESHMAN (2014): Redshirted season at EIU...

HIGH SCHOOL: Played for coach Craig Buzea at Homewood-Flossmoor HS... as a senior helped team post a 10-2 record advancing to the second round of the IHSA Class 8A state playoffs... finished season with 23 catches and 346 yards for an offense that averaged 37 points per game... had 18 catches for 316 yards and two touchdowns as a junior helping team post a 7-3 record...

14 -- Austin Green

Quarterback • 6-3 • 210 • RS-Sophomore
Rochester, Ill. (Rochester HS)



2014 (RS-FRESHMAN): Was listed as the number three quarterback on Panthers depth chart appearing in just one game for the season... played in win over Austin Peay rushing for two yards... did not have a pass attempt...
2013 (FRESHMAN): Redshirted season at EIU...

HIGH SCHOOL: Played for coach Derek Leonard at Rochester HS… in his lone season as the starting quarterback he led the program to the IHSA Class 4A state championship with a 13-1 record… in the championship game he rushed for 130 yards and a pair of touchdowns while passing for 172 yards and two more scores… passed for 2,794 yards with 23 touchdowns while rushing for 888 yards and 17 touchdowns as a senior… had three games with more than 100 yards rushing… had two 300+ yard passing games with a high of 329 against Chatham-Glenwood… was 205-of-283 with only seven interceptions… first team All-State as a senior… first team All-Central State Eight… started four games as a junior for state championship team…



54 -- AJ Hantak

Long Snapper • 6-4 • 242 • RS-Sophomore
Fenton, Mo. (Rockwood Summit HS)



2014 (RS-FRESHMAN): Received medical redshirt from 2013 season... served as Panthers long snapper on special teams for all 12 games... made two tackles on special teams unit with one against Southern Illinois and one against Tennessee State...
2013 (FRESHMAN): Played in the first four games serving as the long snapper on special teams... suffered season ending injury during Northern Illinois game...

HIGH SCHOOL: Played for coach Mike Bellers at Summit HS… played tight end, defensive line and long snapper as a senior… finished the year with three catches for 43 yards… had one fumble recovery on defense… team finished the season at 8-4 leading the St. Louis Suburban South Conference in scoring at 37.3 points per game as school advanced to the quarterfinals of the Missouri Class 5 playoffs… earned Academic All-State… also a member of basketball team…

37 -- Malik Harrison

Running Back • 6-1 • 198 • RS-Sophomore
Springfield, Ill. (Springfield HS)



2014 (RS-FRESHMAN): Appeared in five games with most of time on special teams... saw time at running back in win over Austin Peay with seven carries for 43 yards and a 22-yard touchdown run… on special teams had one tackle at Jacksonville State...
2013 (FRESHMAN): Redshirted season at EIU...

HIGH SCHOOL: Played for coach RJ Luke as a senior helping Springfield HS advance to the first round of the IHSA Class 6A state playoffs… two-way starter at defensive back and running back… on defense recorded 51 tackles with 37 solo stops and one pass break-up… on offense rushed for 813 yards with seven touchdowns… best rushing game was 158 yards against Jacksonville HS… as a kick returner averaged 29.1 yards per return… first team All-Central State Eight… All-State in track placing fourth in the 400m at the IHSA Class 3A state championships as a junior and senior…

CAREER STATISTICS FOR HARRISON ...

YEAR	G/GS	RUSH	YDS	TD	AVG/c	LNG	OTHER
2013	Redshirted at EIU						
2014	5/0	7	43	1	6.1	22	1 Tackle

79 -- Cal Ibanez

Offensive Line • 6-4 • 318 • RS-Junior
Miami, Fla. (Ferguson HS/Fullerton College)



JUNIOR COLLEGE: Played two seasons at Fullerton College helping the team reach the California Junior College State Championship game as a sophomore… helped team win California Southern Division Championship… earned first team All-Conference honors…

HIGH SCHOOL: Played at Ferguson HS in Miami… as a senior was selected to play in the Dade-Broward County All-Star Game.

1 -- Jeremy Joseph

Quarterback • 6-6 • 230 • RS-Freshman
Auburn, Ala. (Lee-Scott Academy)



2014 (FRESHMAN): Redshirted season at EIU...

HIGH SCHOOL: Played for coach Robert Maddox at Lee-Scott Academy… was a three year starter at quarterback… as a senior was named All-Area first team passing for 904 yards with nine touchdowns… rushed for 483 yards with seven touchdowns… named AISA All-Star as a senior… also played defensive end with one sack and six tackles for loss as a senior.

6 -- Cedric Julius

Defensive Back • 5-10 • 175 • Junior
Rancho Cucamonga, Calif. (Rancho Cucamonga HS / SBVC)



EASTERN ILLINOIS
2014 (SOPHOMORE): Played in 11 games as a reserve defensive back and on special teams... had nine tackles with six solo stops... season high two tackles, both solo, against Tennessee State... had one pass break-up at Eastern Kentucky...

JUNIOR COLLEGE: Played one season at San Bernardino Valley College... made 32 tackles with two interceptions and five pass-break-ups... helped lead team to 8-3 record and appearance in the Patriotic Bowl...

HIGH SCHOOL: Played high school football at Rancho Cucamonga HS in California missing a portion of senior season due to injury... during seven games made 15 tackles with two interceptions and nine pass break-ups for a team that finished 11-2 advancing to the CIF Southern Section semifinals.

CAREER STATISTICS FOR JULIUS ...

YEAR	G/GS	ST	AT	TT	TFL	Brk-Up	INT	FR
2014	11/0	6	3	9	0	1	0	0

73 -- Evan Kanz

Offensive Line • 6-5 • 310 • RS-Junior
Luxemburg, Wis. (Luxemburg-Casco HS)



2015 Preseason All-OVC
2014 2nd Team All-OVC

2014 (SOPHOMORE): Started all 12 games on the offensive line opening season at right guard for five games and moving to right tackle for final seven contests... named second team All-Ohio Valley Conference.... helped block for offensive unit that finished the season ranked in the top 20 in the nation in total offense and rushing offense...
2013 (RS-FRESHMAN): Played in 12 games as a back-up offensive lineman... helped block for the nation's top offensive unit that set school and OVC records in total offense (589.5 ypg), passing yards (372.4 ypg) and scoring offense (48.2 ppg)...
2012 (FRESHMAN): Redshirted season at EIU...

HIGH SCHOOL: Two-way starter for coach Mike Snowberry at Luxemburg-Casco HS… helped team post a 9-2 record advancing to the regional round of the Wisconsin Division 3 playoffs… was a first team All-Bay Conference selection at guard as a senior and junior… rated the No. 3 offensive lineman in Wisconsin and No. 37 overall recruit by WisFootball.net…

13 -- Mitch Kimble

Quarterback • 6-3 • 185 • RS-Sophomore
Jerseyville, Ill. (Jerseyville HS/Syracuse Univ.)



Transferred to Eastern Illinois in Spring of 2015...

SYRACUSE: Was a two-year member of the Syracuse football team… in 2014 played in three games with significant time against Duke… in the Duke game was 6-of-13 passing while rushing for 42 yards and one touchdown… redshirted freshman season in 2013…

HIGH SCHOOL: Played at Jerseyville HS and was the Alton Telegraph Large Schools Player of the Year… named All-State by IFCA as a senior… passed for 1,427 yards and ten touchdowns completing 121-of-192 passes as a senior… rushed for an additional 957 yards and 15 touchdowns…

CAREER STATISTICS FOR KIMBLE ...

YEAR	G/GS	C-A-Int	PCT	YARDS	TDs	RUSH	YDs	TDs
2013	Redshirted at Syracuse							
2014	3/0	6-19-1	31.6	37	0	12	45	1

84 -- Jack Kwiatkowski

Wide Receiver • 6-3 • 212 • RS-Sophomore
Oswego, Ill. (Oswego HS / Truman State Univ.)



EASTERN ILLINOIS: Transferred to Eastern Illinois in spring of 2014 and will sat out season due to NCAA transfer rules...

TRUMAN STATE: Redshirted 2013 season...

HIGH SCHOOL: Played at Oswego High School helping team advance to the IHSA Class 7A state quarterfinals as a junior and senior... first team All-Conference and All-Area... set school records for single season catches (58), receiving yards (913) and touchdowns (15)... holds school career records for receptions (146), receiving yards (2,200) and touchdowns (32)... earned honorable mention All-State as a junior.

48 -- Jake Lang

Linebacker • 6-0 • 200 • RS-Freshman
Tremont, Ill. (Tremont HS)



2014 (FRESHMAN): Redshirted season at EIU...

HIGH SCHOOL: Played football for coach Lou Wicks at Tremont HS... earned first team Class 2A Illinois Football Coaches Association All-State honors at linebacker helping team post an 8-2 record... set school record with 172 tackles as a senior... finished prep career with 307 tackles, third most in school history...



75 -- Jimmy Lowery

Offensive Line • 6-4 • 290 • RS-Junior
Burr Ridge, Ill. (Lombard Montini HS)



2013 1st Team Freshman All-American
2013 All-OVC Newcomer Team

2014 (SOPHOMORE): Started first five games of the season at right tackle... suffered season ending injury during game at Ohio... helped block for EIU offensive that ranked in the top twenty in the nation in total offense and rushing offense... **2013: (RS-FRESHMAN):** Started all 14 games at right tackle... named to Ohio Valley Conference All-Newcomer team... earned first team Freshman All-American honors by Phil Steele and College Sports Journal... part of starting offensive line unit that earned OVC Offensive Player of the Week honors following Panthers season opening win over FBS member San Diego State, marking first time in league history an offensive line had won the award... helped block for the nation's top offensive unit that set school and OVC records in total offense (589.5 ypg), passing offense (372.4 ypg) and scoring offense (48.2 ppg)...
2012 (FRESHMAN): Redshirted.

HIGH SCHOOL: Stand out offensive tackle that played for coach Chris Andriano at three time IHSA Class 5A state champion Lombard Montini HS… honorable mention All-State by IHSFCA… first team All-Suburban Christian Conference…

22 -- Korliss Marshall

Running Back • 6-0 • 205 • Junior
Osceola, Ark. (Osceola HS/Univ. of Arkansas)



Transferred to Eastern Illinois in Spring of 2015...

ARKANSAS: Was a two-year member of the Arkansas football team… in 2014 rushed for 119 yards and one touchdown with a season high 45 yards in the season opener against Auburn… had 40 yards on six rushes with a touchdown against Northern Illinois… season high four receptions for 19 yards in upset win over LSU… had nine kickoff returns for 271 yards including a 97-yard kickoff return for touchdown against NIU… as a freshman in 2013 played in eight games with 586 all-purpose yards… had 422 yards kickoff return yards for the season with a high of 87 yards against Auburn… had first career start against Mississippi State rushing for 35 yards with two kickoff returns for 63 yards… against LSU rushed for a season high 45 yards with 57 yards on kick returns…

HIGH SCHOOL: Played at Osceola HS rushing for more than 4,100 yards and 60 touchdowns during three seasons… rated the No. 6 overall prospect in the state of Arkansas by Rivals.com…. rushed for 1,711 yards and 24 touchdowns as a senior helping team advance to second round of Class 3A state playoffs… had 1,421 yards and 22 touchdowns as a junior as the team played in the Class 4A playoffs.

CAREER STATISTICS FOR MARSHALL ...

YEAR	G/GS	RUSH	YDS	TD	AVG/c	LNG	KICK RET
2013 ARK	8/1	17	146	0	8.6	32	422 YDS
2014 ARK	6/0	25	119	1	4.8	27	271 YDS
Career	**14/1**	**42**	**265**	**1**	**6.3**	**32**	**693 YDS**

51 -- Seth McDonald

Linebacker • 6-1 • 230 • Junior
Sandwich, Ill. (Sandwich)



2014 (SOPHOMORE): Played in all 12 games as a reserve linebacker and starter on special teams… made one start against Southern Illinois... finished season with 29 tackles (8 solo)... had a half tackle for loss at Tennessee Tech... season high eight tackles at Eastern Kentucky... had one quarterback hurry against Ausin Peay...
2013 (FRESHMAN): Played in 13 games as a starter on special teams... also saw some time as a back-up linebacker... finished year with 20 tackles (five solo)... season high six tackles in road win at Austin Peay... added four tackles against Eastern Kentucky and at UT Martin... had a half-tackle for loss at Austin Peay... had six kickoff returns for the season with three for 18 yards in FCS playoff game against Towson...

HIGH SCHOOL: Played for coach Dusty Behringer at Sandwich HS… earned IFCA Class 4A All-State honors as a two-way player, running back and linebacker… made 110 tackles (63 solo) as a senior with nine tackles for loss, five sacks and two forced fumbles…. as a junior made 104 tackles with 58 solo stops and two sacks… on offense rushed for 1,206 yards as a senior as the team advanced to the IHSA Class 4A state playoffs.

CAREER STATISTICS FOR McDONALD ...

YEAR	G/GS	ST	AT	TT	SK	TFL	Kick-Ret	Yds
2013	13/0	5	15	20	0	0.5	6	42
2014	12/1	8	21	29	0	0.5	0	0
Career	**25/1**	**13**	**36**	**49**	**0**	**1**	**6**	**42**

31 -- Malcolm Miller

Defensive Back • 6-1 • 205 • RS-Sophomore
Park Forest, Ill. (Rich East HS / Winona State Univ.)



EASTERN ILLINOIS: Transferred to Eastern Illinois in spring of 2014 and sat out 2014 season due to NCAA transfer rules...

WINONA STATE: Redshirted 2013 season at Winona State..

HIGH SCHOOL: Played for coach Barry Reade at Rich East High School helping team make back-to-back IHSA Class 5A quarterfinal playoff appearances as a junior and a senior... played both quarterback and defensive back... was All-Conference selection at quarterback as a junior...

6 -- Tray Mitchell

Wide Receiver • 5-11 • 186 • RS-Sophomore
Wentzville, Mo. (Holt)



2014 (RS-FRESHMAN): Appeared in ten games as a back-up wide receiver and on special teams... did not have any statistics...
2013 (FRESHMAN): Redshirted season at EIU...

HIGH SCHOOL: Played for coach Ken Moore at Holt HS… was a running back in high school… named to the St. Louis Post-Dispatch Super 30… as a senior was GAC Central Conference Offensive Player of the Year rushing for 1,157 yards with 12 touchdowns… caught five passes for 69 yards… on defense playing defensive back made 31 tackles with four tackles for loss… helped team post a 8-4 record advancing to the Missouri Class 5 playoffs… named to the Missouri Class 5-6 East Central All-District team.. as a junior rushed for 862 yards and five touchdowns… had 19 catches for 239 yards and three touchdowns… averaged 20.3 yards on kick returns…

50 -- Carlo Mosnia

Kicker • 5-11 • 205 • RS-Sophomore
Belton, Texas (Belton HS/Mary-Hardin Baylor Univ.)



EASTERN ILLINOIS: Transferred to Eastern Illinois in fall of 2014 and sat out 2014 season due to NCAA transfer rules...

MARY-HARDIN BAYLOR: Was a member of the men's soccer team redshirting 2013 season...

HIGH SCHOOL: Played at Belton HS with former EIU football tight end Jeff LePak and former EIU men's soccer player Tayron Martin... was a four-time all-district soccer player... earned goalkeeper of the year twice...

PERSONAL: Father is former EIU men's soccer coach Cizo Mosnia, who coached the Panthers from 1984-94, finishing career with 97 wins...

15 -- Jared Pilson

Quarterback • 6-1 • 175 • RS-Freshman
Mattoon, Ill. (Mattoon HS)



2014 (FRESHMAN): Redshirted season at EIU...

HIGH SCHOOL: Played for coach Troy Johnson at nearby Mattoon HS… first team All-Apollo Conference as a quarterback while also playing on defense… passed for 2,732 yards and 29 touchdowns as a senior completing 150 of 247 passes with eight interceptions… added 535 rushing yards with 12 touchdowns… helped team post a 7-3 record advancing to the IHSA Class 4A State playoffs…

PERSONAL: father Jamie Pilson played fullback at EIU…

56 -- Taylon Shepard

Defensive Tackle • 6-0 • 281 • RS-Freshman
Brenham, Texas (Brenham HS)



2014 (FRESHMAN): Redshirted season at EIU...

HIGH SCHOOL: Played for coach Glen West at Brenham HS helping the team reach the Texas Class 4A State Championship game as a senior... honorable mention All-State with eight sacks and one fumble recovery during the regular season... in the state semifinal game recorded three sacks and one forced fumble... as a junior earned All-District honors... named to play in the Texas State All-Star Game...

12 -- DySaun Smith

Defensive Back • 5-10 • 172 • RS-Freshman
Lake Cormorant, Miss. (Lake Cormorant HS)



2014 (FRESHMAN): Redshirted season at EIU...

HIGH SCHOOL: Played for coach Nick Nester at Lake Cormorant HS… helped team post a 6-5 record as a senior… finished year with 45 tackles, 2 interceptions, 12 pass break-ups and one tackle for loss… had one kickoff return for touchdown going 98 yards against Oxford HS… named second team All-Region..

38 -- Trevon Smith

Defensive Back • 5-9 • 175 • RS-Freshman
Crete, Ill. (Crete-Monee HS)



2014 (FRESHMAN): Redshirted season at EIU...

HIGH SCHOOL: Played running back and defensive back at Crete-Monee HS playing for coaches,John Konecki and Jerry Verde...,helped team go 14-0 as a junior winning IHSA Class 6A state championship in 2012... rushed for 723 yards with 11 touchdowns as a junior... earned All-Area honors as a senior with four interceptions including one returned for touchdown...

28 -- Vince Speller

Safety • 6-2 • 205 • RS-Sophomore
Chicago, Ill. (Chicago Mount Carmel HS)



2014 (RS-FRESHMAN): Played in 11 games as a back-up safety and starter on special teams... had 46 tackles with 27 solo stops... 27 solo tackles ranked seventh on EIU team... season high ten tackles (7 solo) against Murray State... had four solo tackles in season opener at Minnesota... had a fumble recovery at Tennessee Tech... had a pass break-up against UT Martin... had seven tackles at Ohio...
2013 (FRESHMAN): Redshirted.

HIGH SCHOOL: Played for coach Frank Lenti at Chicago Mount Carmel HS helping team win IHSA Class 8A state championship with a 13-1 record as a senior… played defensive back and wide receiver… had three tackles with one interception in state championship game versus Glenbard North HS… on the season had 13 catches for 218 yards and two touchdowns… recorded 42 tackles with eight tackles for loss… first team All-Chicago Catholic League as a defensive back.

CAREER STATISTICS FOR SPELLER ...

YEAR	G/GS	ST	AT	TT	TFL	Brk-Up	INT	FR
2013	Redshirted at EIU							
2014	11/0	27	19	46	0	1	0	1

3 -- Anthony Taylor

Wide Receiver • 6-0 • 187 • RS-Junior
Wheaton, Ill. (Lombard Montini HS)



2014 (SOPHOMORE): Started all 12 games at wide receiver... finished season with 23 catches for 306 yards... ranked fourth on the team in receptions and third on the team in receiving yards... season high six receptions for 43 yards and one touchdown at Ohio... had other touchdown reception against Southern Illinois... season high 47 receiving yards at Eastern Kentucky... had three rushes for 16 yards... made two tackles on special teams against Southern Illinois...
2013 (RS-FRESHMAN): Appeared in all 14 games making starts in the final three regular season games... had nine catches for 90 yards... made a season high four catches for 41 yards at UT Martin... first career catch was in season opening win over FBS member Sand Diego State...
2012 (FRESHMAN): Redshirted season at EIU...

HIGH SCHOOL: Played for coach Chris Andriano at three time IHSA Class 5A state champion Lombard Montini HS… was team's third leading receiver as a senior catching 59 passes for 957 yards and eight touchdowns… in state championship game caught seven passes for 113 yards and a touchdown as a senior… first team All-Suburban Christian Conference…

CAREER STATISTICS FOR TAYLOR ...

YEAR	G/GS	RCPTs	YDs	YDs/REC	YDs/G	TDs	LONG
2012	Redshirted at EIU						
2013	14/3	9	90	10.0	6.4	0	19
2014	12/12	23	306	13.3	25.5	2	40
Career	**26/15**	**32**	**396**	**12.4**	**15.2**	**2**	**40**

70 -- Louis Vailopa

Offensive Line • 6-3 • 310 • Sophomore
Waianae, Haw. (Saint Louis HS)



2014 (FRESHMAN): Played in all 12 games starting final seven games of the season at right guard... helped block for offensive unit that ranked in the top twenty nationally in total offense and rushing offense...

HIGH SCHOOL: Played for coach Matt Wright… earned first team All-State honors as a senior at offensive guard… helped team advanced to the second round of the state playoffs… blocked for a team that had a 2,000 yard passer and two running backs over 500 yards….named second team All-ILH as a junior.

29 -- Elven Walker

Defensive Back • 5-10 • 185 • RS-Junior
Wheaton, Ill. (Glenbard South HS)



2014 (SOPHOMORE): Appeared in nine games playing on special teams... made five tackles with four solo stops... season high two tackles at Eastern Kentucky...
2013 (RS-FRESHMAN): Appeared in 13 games as a back-up defensive back and starter on special teams... made six tackles (three solo)... season high two tackles in overtime win at Southern Illinois... had one pass break-up at Austin Peay... member of EIU track team running indoor and outdoor hurdles...
2012 (FRESHMAN): Redshirted season at EIU...

HIGH SCHOOL: Played for coach Jeremy Cordell at Glenbard South HS... played defensive back and wide receiver for team that advance to IHSA Class 6A state playoffs in football... was also an IHSA Class 2A state track champion in the 300m hurdles... two-time All-DuPage County Spring All-Star.

CAREER STATISTICS FOR WALKER ...

YEAR	G/GS	ST	AT	TT	SK	TFL	Brk-Up	FR
2012	Redshirted at EIU							
2013	13/0	3	3	6	0	0	1	0
2014	9/0	4	1	5	0	0	0	0
Career	**22**	**7**	**4**	**11**	**0**	**0**	**1**	**0**

91 -- Jarvis Williams

Defensive Line • 6-1 • 245 • RS-Junior
Greer, S.C. (Byrnes HS/Troy Univ.)



Transferred to Eastern Illinois in Spring of 2015...

TROY: Redshirted during the fall of 2014 at Troy…

JUNIOR COLLEGE: Played at Antelope Valley College earning Southern California Football Association All-Pacific Coast First Team honors… had 45 tackles (23 solo), four sacks, 13 tackles for loss and a forced fumble as a sophomore… during freshman year at AVC made 22 tackles with one sack and three tackles for loss…

HIGH SCHOOL: Played at Byrnes HS where he helped the team win back-to-back South Carolina 4A Division I state titles… earned second team All-Area as a senior after making 91 tackles, 17 tackles for loss and six sacks…



98 -- Tayler Arterburn

Defensive Line • 6-1 • 240 • Freshman
Carterville, Mo. (Webb City HS)



HIGH SCHOOL: Two way player for coach John Roderique at Webb City HS… helped team win fifth straight Missouri Class 4 state title with a 14-0 record as a senior… team was 14-1 during junior year… blocked for a team that averaged 43.9 points per game and 391 yards per game… defensive unit allowed only 7.2 points per game… two time All-State selection earning second team honors as a junior and first team honors as a senior…

83 -- Colby Barnes

Wide Receiver • 6-3 • 185 • Freshman
Lexington, Ky. (Henry Clay HS)



HIGH SCHOOL: Played for coach Sam Simpson at Henry Clay HS… earned second team All-City honors by the Lexington Herald Leader… finished senior season with 28 catches for 442 yards and six touchdowns… made three tackles on special teams… as a junior had 30 catches for 460 yards and three touchdowns… helped team advance to Kentucky Class 6 state playoffs as a senior…

36 -- Mike Bernier

Punter • 6-2 • 205 • Freshman
Madison, Ala. (Bob Jones HS)



HIGH SCHOOL: Played for coach Kevin Rose at Bob Jones HS... during high school also played quarterback and linebacker... rated No. 13 punter by ProKicker.com... averged 43 yards per punt with a hang time of 4.4 seconds... long punt was 73 yards... named All-Tennessee Valley as a senior... named All-Region as a junior and senior...

72 -- Grant Branch IV

Offensive Line • 6-4 • 282 • Freshman
Bolingbrook, Ill. (Lombard Montini Catholic HS)



HIGH SCHOOL: Played for coach Chris Andriano at Lombard Montini Catholic HS... played left tackle paving the way as team place second in IHSA Class 5A state championships with a 10-3 record… named All-State by Illinois Football Coaches Association… offense averaged 34.2 points per game and 360 yards per game…

74 -- Aaron Callaway

Offensive Line • 6-5 • 295 • Freshman
St. Louis, Mo. (Francis Howell HS)



HIGH SCHOOL: Played for coach Bryan Koch at Francis Howell HS in St. Charles… helped anchor an offensive line that led the way for 3,050 yards rushing and 44 rushing touchdowns… team averaged 254 yards per game rushing and 36.1 points per game… team posted an 11-1 record advancing to the Missouri Class 6 state quarterfinals... named first team All-State…

45 -- Joe Caputo

Linebacker • 6-2 • 210 • Freshman
Mount Prospect, Ill. (John Hersey HS)



HIGH SCHOOL: Played for coach Joe Pardun at John Hersey HS in Arlington Heights… helped team post 6-4 record as a senior advancing to the first round of the IHSA Class 7A playoffs… named All-Conference Mid-Suburban East… helped team win conference championship playing both quarterback and linebacker…

23 -- Dylan Chatman

Defensive Back • 6-1 • 180 • RS-Senior
Belleville, Ill. (Belleville West HS)



EASTERN ILLINOIS: Will play football for fall semester after playing two years on the Pantthers men's bsaketball team... as a senior played in 33 games serving as the team's defensive stopper... helped team reach the second round of the CollegeInsider.com Tournament... as a junior played in 30 games leading team in steals... made 93 3-pointers in two-year career averaging 6.4 points per game...

JUNIOR COLLEGE: Played two seasons of basketball at Southwestern Illinois College... as a sophomore averaged 6.6 points, 2.9 rebounds and 1.6 assists per game... ranked 20th in the conference in steals... as a freshman averaged 8.2 points, 2.1 assists and 1.4 steals per game.

HIGH SCHOOL: Played at Belleville West High School... as a senior averaged 14.6 points and 5.1 rebounds per game while shooting 49 percent from the field... first team All-Southwestern Conference... special mention IBCA All-State.

41 -- Robert Columbus

Safety • 6-2 • 190 • Freshman
Kirkwood, Mo. (Kirkwood HS)



HIGH SCHOOL: Played for coach Matt Irvin at Kirkwood HS… rushed for 963 yards on 137 carries for a seven yards per carry average… had 15 rushing touchdowns and 18 touchdowns total with three on 21 pass receptions for 156 yards… as a defensive back made 16 tackles with four sacks and four tackles for loss… helped team reach Missouri Class 6 state quarterfinals finishing year with an 11-2 record… named first team All-Conference South Division and third team All-Metro as a senior…

71 -- Lazarus Daniels

Offensive Line • 6-1 • 270 • RS-Sophomore
Chicago, Ill. (Hyde Park Academy/Lincoln Univ. (Mo.)



Transferred to EIU in fall of 2014 and sat out season due to NCAA transfer rules...

LINCOLN UNIVERSITY: Redshirted 2013 season as a member of NCAA Division II Lincoln University team...

HIGH SCHOOL: Played for Sean Streeter at Hyde Park Academy... helped team reach IHSA Class 6A state playoffs as a senior...

34 -- Tony Elias

Linebacker • 6-2 • 205 • Freshman
Plano, Ill. (Plano HS)



HIGH SCHOOL: Played for coach Brad Kunz at Plano HS... on offense rushed for 1,190 yards and 18 touchdowns as a senior... on defense played both linebacker and safety... made 61 tackles with two forced fumbles and one sack... helped team reach IHSA Class 4A state playoffs as a senior... earned All-Interstate 8 Conference honors as a senior...

85 -- Jeff Fishel

Wide Receiver • 5-10 • 160 • RS-Junior
Arcola, Ill. (Arcola HS)



HIGH SCHOOL: Attended nearby Arcola HS lettering in both football and track... earned honorable mention All-Little Okaw Valley Conference honors in football... advanced to the IHSA Class 1A sectionals in track in three events...

59 -- Jareem Fleming

Linebacker • 5-11 • 225 • RS-Freshman
Chicago, Ill. (Morgan Park HS / Northern Illinois Univ.)



Transferred to Eastern Illinois in Summer of 2015...

NORTHERN ILLINOIS: Redshirted 2015 season at NIU...

HIGH SCHOOL: Played at Morgan Park HS... earned All-Conference honors as a senior playing linebacker, defensive end and tight end... as a senior made 50 tackles with two interceptions, two fumble recoveries and one forced fumble...

7 -- Andrew Gamble

Wide Receiver • 6-2 • 170 • Junior
Baltimore, Md. (Mervo HS / Feather River College)



JUNIOR COLLEGE: Two year member of Feather River College team... led squad in receiving as a sophomore with 51 catches for 1,019 yards and eight touchdowns... ranked fifth among California JUCO players in receiving yards... had two games with more than 200 yards receiving including nine catches for 259 yards against Sierra College... had eight catches for 202 yards against Sacramento JC... named first team California JUCO All-Region 1 as a sophomore...

HIGH SCHOOL: Played football at Merganthaler Vo-Tech HS playing quarterback as a senior...

88 -- Justin Goff

Wide Receiver • 6-0 • 185 • Freshman
Trenton, Ill. (Wesclin HS)



HIGH SCHOOL: Played for at Wesclin HS... split time as a running back and wide receiver... rushed for 893 yards while catching nine passes for 212 yards and a touchdown... averaged 199 all purpose yards per game seeing time on special teams... earned first team All-Cahokia Conference as a senior... also ran track in high school advancing to IHSA Class 1A State Championships as a junior...

82 -- Paul Gossage

Wide Receiver • 6-3 • 175 • Freshman
Mokena, Ill. (Lincoln-Way East HS)



HIGH SCHOOL: Played for coach Rob Zvonar at Lincoln-Way East HS in Frankfort… helped team advance to IHSA Class 7A state quarterfinal round finishing year with a 10-2 record… had 54 catches for 755 yards and five touchdowns as a senior… named first team All-State Class 7A by Illinois Football Coaches Association…

93 -- Lenzell Green

Defensive Line • 5-10 • 285 • RS-Sophomore
St. Louis, Mo. (Hazelwood East HS / Univ. of Iowa)



EASTERN ILLINOIS: Member of squad during fall semester, did not see any action... joined team after start of school...

IOWA: Redshirted 2013 season as a member of Iowa wrestling team...

HIGH SCHOOL: Lettered in football, wrestling and baseball at Hazelwood East HS...

30 -- Nick Horne

Linebacker • 6-2 • 210 • RS-Sophomore
Park Forest, Ill. (Rich East HS / Winona State Univ.)



EASTERN ILLINOIS: Transferred and sat out 2014 season due to NCAA transfer rules...

WINONA STATE: Redshirted 2013 season at NCAA Division II Winona State...

HIGH SCHOOL: Played at Rich East HS earning All-Area honors as a senior at linebacker, wide receiver and fullback... moved to fullback late in senior year and rushed 22 times for 213 yards against rival Rich South in first game at position...

27 -- Karon Jackson

Defensive Back • 5-9 • 170 • Freshman
Miami Gardens, Fla. (American HS)

HIGH SCHOOL: Played for coach Anthony White at American HS in Hialeah, Fla… rated a Top 150 recruit in the Dade-Broward County Area as a senior… honorable mention Florida Class 7A All-State… played both cornerback and wide receiver helping team advance to regional playoff round… had 17 receptions for160 yards and two touchdowns on offense… selected to play in Miami-Dade North/South All-Star game…

16 -- Jeff Jones

Defensive Line • 6-5 • 220 • Freshman
Fairview Heights, Ill. (O'Fallon Township HS)



HIGH SCHOOL: Played for coach Brandon Joggerst at O'Fallon Township HS... named first team All-Southwestern Conference… had six catches for 111 yards and one touchdown as a senior… also played defensive end forcing two fumbles and recording three sacks…

49 -- Nathan Kelly

Tight End • 6-4 • 205 • Freshman
Sherrard, Ill. (Sherrard HS)



HIGH SCHOOL: Played for coach Brian Adams at Sherrard HS... earned honorable mention All-Three Rivers Conference South Division as a linebacker during senior year...

53 -- Camden Meade

Linebacker • 6-1 • 220 • Freshman
West Chicago, Ill. (Wheaton Academy)



HIGH SCHOOL: Played for coach Brad Thornton at Wheaton Academy... two way player at running back and linebacker... rushed for 790 yards and 11 touchdowns as a senior... had 65 tackles with three interceptions... named first team All-Conference and All-Area as a senior...

4 -- Isaiah Nelson

Wide Receiver • 6-0 • 180 • RS-Junior
Royal Palm Beach, Fla. (Jupiter Christian HS / LA Pierce College



JUNIOR COLLEGE: Played two seasons of junior college football in California… played 2013 season at LA Pierce College making 32 catches for 466 yards and two touchdowns… had a season high game of four catches for 125 yards with a touchdown against Mt. San Jacinto College… played the 2012 season at Golden West College… had one reception for 48 yards… played on special teams making two tackles for one fumble recovery…

HIGH SCHOOL: Played at Jupiter Christian HS… rated a Top 40 prospect by the Sun Sentinel as a senior… finished season with 865 yards of total offense as he had 494 yards rushing, 370 yards receiving while scoring 11 touchdowns…

5 -- Brandon Neverdon

Wide Receiver • 5-8 • 170 • RS-Junior
Baltimore, Md. (Calvert Hall HS / Hartnell College)



JUNIOR COLLEGE: Played 2014 season at Hartnell College in the California Junior College Association... rushed for 302 yards and two touchdowns... caught 21 passes for 295 yards and four touchdowns...

TOLEDO: Member of Toledo football team for two seasons... redshirted in 2012 and was a member of the scout team in 2013...

HIGH SCHOOL: Played running back at Calvert Hall HS... helped team post 11-1 record as a senior winning the MIAA A Conference Championship...

80 -- Ben Odugbesan

Tight End • 6-4 • 215 • Junior
Elmont, NY (Elmont Memorial HS / Nassau CC)



JUNIOR COLLEGE: Played at Nassau Community College serving as a blocking tight end for a team that went 10-0 winning the Valley of the Sun NJCAA Bowl as a sophomore...

HIGH SCHOOL: Played football and lacrosse at Elmont Memorial HS...

68 -- Austin O'Leary

Offensive Line • 6-4 • 340 • Freshman
Champaign, Ill. (Centennial HS)



HIGH SCHOOL: Played for coach Mike McDonnell at Champaign Centennial HS… starter on offensive line... also competed in track in the shot put...

25 -- Cornelius Page

Defensive Back • 6-1 • 175 • Freshman
Camden, Ark. (Camden Fairview HS)



HIGH SCHOOL: Played for coach Mike Cox at Camden Fairview HS… earned Arkansas Class 5A All-State honors helping team advance to the state quarterfinals… had 31 catches for 351 yards and one touchdown… also served as kickoff return specialist averaging 19.4 yards per return… also an All-State track athlete placing second in the Class 5A triple jump at the state championships with a mark of 44'11.5"…

20 -- Corey Patterson

Wide Receiver • 5-11 • 180 • Freshman
St. Louis, Mo. (Christian Brothers HS)



Enrolled at Eastern Illinois for the spring of 2015 term...

HIGH SCHOOL: Played at Trinity HS in ST. Louis is for coach Leon Hite… earned first team Archdiocesan Athletics Association honors… had 20 receptions for 346 yards and 4 touchdowns as a senior… also spent time as a quarterback and running back… rushed for 552 yards and eight touchdowns… passed for 324 yards and four touchdowns… on defense had 16 tackles with two interceptions… played his sophomore and junior seasons at Allen HS in Texas…

44 -- Josh Price

Defensive Line • 6-0 • 235 • Freshman
Marietta, Ga. (Hillgrove HS)



HIGH SCHOOL: Played for coach Phillip Ironside at Hillgrove HS in Powder Springs… played both defensive line and middle linebacker in HS… as a senior recorded 6.5 sacks with five tackles for loss, three forced fumbles and three pass break-ups… earned All-Conference honors as a senior with team posting a 9-4 record advancing to the quarterfinals of the Georgia State Class AAAAAA playoffs…

9 -- Jermiah Rainey

Defensive Back • 5-9 • 175 • Junior
Charlotte, NC (Myers Park HS / Contra Costa College)



JUNIOR COLLEGE: Played at Contra Costa College helping team post 10-1 record, winning American Pacific-7 Conference Championship... had 15 tackles with one tackle for loss... had four pass break-ups... as a freshman had 16 tackles with eight pass break-ups and one interception...

HIGH SCHOOL: Played running back and defensive back at Myers Park HS... earned second team All-Mechlenburgh Conference honors as a senior...

19 -- Isaiah Riddle

Linebacker • 6-3 • 235 • RS-Junior
Newnan, Ga. (Northgate HS / Kansas State Univ.)



Transferred to EIU from Kansas State in the summer of 2015...

KANSAS STATE: Redshirted 2014 season at Kansas State as a member of team that played in the Alamo Bowl...

JUNIOR COLLEGE: Played 2013 season at Scottsdale Community College... finished season with 61 tackles, including six for loss, one sack and a pair of interceptions... helped SCC earn a 10-1 record, which included a victory over Dodge City Community College in the Valley of the Sun Bowl, and a Western States Football League Championship.... played freshman season at Victor Valley College in Novato, Calif... had 30 tackles, including six for loss, in nine games.

HIGH SCHOOL: Played at Northgate HS...

.

64 -- Logan Ross

Offensive Line • 6-3 • 285 • Freshman
Walton, Ky. (Ryle HS)



HIGH SCHOOL: Played for coach Michael Engler at Larry A. Ryle HS in Union, Ky… named the Anthony Munoz Foundation Northern Kentucky Offensive Lineman of the Year as a senior… named first team All-Northern Kentucky Area… helped pave the way for a rushing attack that averaged 189 yards per game for a balanced offense… team advanced to the second round of the Kentucky Class 6A state playoffs…

33 -- Jerron Seymour

Running Back • 5-7 • 196 • Graduate Student
Hialeah, Fla. (Hialeah HS / Vanderbilt Univ.)



VANDERBILT: Graduated in May after being a four-year member of Vanderbilt football team... rushed for 123 yards in 2014 with playing time limited due to injury... led team in rushing in 2013 with 716 yards... tied school record with 14 rushing touchdowns... had 89 yards in BBVA Compass Bowl versus Houston... career high 109 yards rushing with two touchdowns against UAB... had 62 yards and three scores in win over Florida... redshirted 2012 season... rushed for 263 yards as a true freshman in 2011... season high 70 yards against UConn... had nine catches for 108 yards... had a rushing touchdown versus Cincinnati in the Liberty Bowl...

HIGH SCHOOL: Four year starter at Hialeah HS... rushed for 955 yads and 15 touchdowns as a senior... two-time first team All-Dade County... honorable mention All-State as a junior with 1,576 yards... finished high school career with 4,207 yards and 61 touchdowns...

CAREER STATISTICS FOR SEYMOUR ...

YEAR	G	RUSH	YDS	TD	AVG/c	LNG	Rec-Yds
2011 VANDY	13	83	268	5	3.2	40	9-108
2012 VANDY	REDSHIRTED AT VANDERBILT						
2013 VANDY	12	164	716	14	4.4	58	19-126
2014 VANDY	6	25	123	0	4.9	28	1-1
Career	**31**	**272**	**1107**	**19**	**4.1**	**58**	**29-235**

86 -- James Sheehan

Wide Receiver • 6-3 • 210 • Freshman
Flossmoor, Ill. (Homewood-Flossmoor HS)



HIGH SCHOOL: Played for coach Craig Buzea at Homewood Flossmoor HS… helped team post an 11-3 record as they lost in the IHSA Class 8A state championship game during senior year… had 29 receptions for 524 yards and six touchdowns… also served as team's punter averaging 36.6 yards per kick with a long of 60… as a junior helped team post a 9-2 record advancing to second round of IHSA Class 8A state playoffs… had 38 receptions for 725 yards and eight touchdowns as a junior… earned All-State honorable mention as a junior… named All-Southwest Suburban Blue Conference selection…

13 -- Xzavier Shugars

Defensive Back • 5-10 • 180 • Freshman
Chamblee, Ga. (Chamblee HS)



HIGH SCHOOL: Played at Chamblee HS as a running back and defensive back... during junior season rushed for 908 yards and 12 touchdowns... on defense made 26 tackles with one interception... as a senior finished year with more than 2,000 all-purpose yards...

57 -- Scott Taylor

Offensive Line • 6-2 • 274 • RS-Junior
Marengo, Ill. (Marian Catholic HS / Northern Illinois Univ.)



Transferred to Eastern Illinois in the Summer of 2015...

NORTHERN ILLINOIS: Was a three-year member of the NIU program... in 2014 played in the season opening 55-3 win over Presbyterian College... appeared in one game as a redshirt freshman in 2013 against Eastern Michigan... redshirted the 2012 season...

HIGH SCHOOL: Played at Marian Central Catholic HS... earned Illinois Football Coaches Association Class 5A All-State honors on both offensive and defensive line... second team All-State by Chicago Tribune... named Suburban Christian Conference Defensive Lineman of the Year as a senior recording 55 tackles with four sacks...



99 -- Kylin Washington

Defensive Line • 6-2 • 285 • Freshman
Fort Smith, Ark. (Northside HS)



HIGH SCHOOL: Played for coach Mike Falleur at Fort Smith Northside HS… rated the No. 37 overall prospect in the state of Arkansas by 24-7 Sports.com… selected to play in the Arkansas All-Star game as a senior… named first team All-Conference as a senior…

8 -- Mack Weaver

Tight End • 6-5 • 255 • RS-Sophomore
Collierville, Tenn. (Harding Academy / Vanderbilt Univ.)



Transferred to EIU from Vanderbilt in the summer of 2015...

VANDERBILT: Two year member of Vanderbilt football team... did not appear in any games in 2014... redshirted 2013 season...

HIGH SCHOOL: Played defensive end and tight end at Harding Academy... helped team post 9-3 record and advance to second round of DII-A playoffs as a senior... named All-State as a senior and Memphis Commercial Appeal "Best of Preps" honor... had 66 tackles with 8.5 sacks and 13 tackles for loss... added a pair of touchdown catches... played in two postseason games, the Offense-Defense All-American Bowl and AutoZone Liberty Bowl All-Star Game...

PERSONAL: Father Mack Weaver, Sr., played football at South Carolina State... sister Mekisha played volleyball at Jackson State...

52 -- Jaylon Winston

Linebacker • 6-2 • 220 • Freshman
Bessemer, Ala. (Bessemer Academy)



HIGH SCHOOL: Played for coach Josh Wright at Bessemer Academy… had 80 tackles with seven sacks and two forced fumbles as a senior… helped team post a 12-1 record as a senior losing in the Alabama AISA Class 3A State Championship game, team made two straight state championship appearances… made 104 tackles as a junior with 5.5 sacks… named second team AISA All-State as a senior…

1 -- James Brooks

Wide Receiver • 5-9 • 200 • RS-Junior
Groveland, Fla. (South Lake HS / Kent State Univ.)



KENT STATE: Was a three-year member of Kent State football team... in 2014 caught 16 passes for 283 yards and a touchdown appearing in 11 games with two starts... was team's leading punt returner with 12 returns for 72 yards... made first career start against Ohio University... season high seven catches for 108 yards against Army... caught first career touchdown pass against Virginia on a 45-yard reception... had three kickoff returns for 66 yards... redshirted 2012 season and did not see action as a redshirt freshman in 2013...

HIGH SCHOOL: Played senior football season at South Lake HS after starting prep career at Forest HS in Ocala, Fla... offensive MVP at the Elite Scouting Services combine... played several different positions in HS including appearing in eight positions in one game... threw for 645 yards as a senior... hauled in 41 passes for 537 yards and 15 touchdowns at wide receiver... also competed in track...

CAREER STATISTICS FOR BROOKS ...

YEAR	G/GS	RCPTs	YDs	YDs/REC	TDs	Punt Ret	Yds
2012	Redshirted at Kent State						
2013	Did not see any game action at KSU						
2014	11/2	16	283	17.7	1	12	72

94 -- Stephen Davis

Defensive Line • 6-0 • 261 • Junior
Chicago, Ill. (Thornridge HS)



Attended EIU but did not previously play football for the Panthers...

HIGH SCHOOL: Played football at Thornridge HS... earned Southwest Suburban Red Conference honors... helped team make only IHSA playoff appearance in the last eight years as team posted a 5-5 record in 2010 advancing to the Class 6A state playoffs...

77 -- Josh Doyle

Defensive Line • 6-4 • 301 • RS-Freshman
Lake Geneva, Wis. (Badger HS / Northern Illinois Univ.)



NORTHERN ILLINOIS: Transferred to EIU in fall of 2015... redshirted 2014 season at NIU...

HIGH SCHOOL: Played offensive and defensive line at Lake Geneva Badger HS... earned honorable mention All-Area as a senior by the Milwaukee Sentinel Journal... named first team All-Southern Lakes Conference as a junior and senior...

95 -- James Jackson

Defensive Line • 6-4 • 225 • Sophomore
Plainfield, Ill. (Evergreen Park HS / Robert Morris Univ.)



Transferred to EIU in fall of 2015 from Robert Morris University (Ill.)... will sit out 2015 season due to NCAA transfer rules...

ROBERT MORRIS: Played in seven games at Robert Morris as a defensive lineman... made ten tackles (seven solo) with 4.5 tackles for loss including four sacks...

HIGH SCHOOL: Played at Evergreen Park HS for coach Dan Hartman... helped team post a 10-1 record advancing to the second round of the IHSA Class 4A state playoffs as a senior...

CAREER STATISTICS FOR JACKSON ...

YEAR	G/GS	ST	AT	TT	TFL	Sacks
2014	7/0	7	3	10	4.5	4

55 -- Steven Mychalchuk

Linebacker • 6-3 • 245 • Junior
Monmouth Junction, NJ (South Brunswick HS / College of DuPage)



JUNIOR COLLEGE: Played 2014 season at College of DuPage in Illinois... had 60 tackles with 17 tackles for loss with three forced fumbles and four interceptions... played freshman season at Dean College in Massachusetts... made 50 tackles with five tackles for loss and one interception...

HIGH SCHOOL: Played at South Brunswick HS... helped team post a 7-3 record as a senior playing both linebacker and tight end... had 85 tackles with 15 tackles for loss as a senior... finished prep career with 169 career tackles...

96 -- Jacari Neal

Defensive Line / Long Snapper • 6-1 • 210 • Freshman
Chicago, Ill. (Phillips HS)



HIGH SCHOOL: Played for coach Troy McAllister at Philips HS... helped team reach IHSA Class 4A state championship game in 2014, becoming only the second Chicago Public League school since 1982 to reach the state finals... made two tackles in state championship game loss... played defensive line and long snapper as a senior... recognized as a senior at the Chicago Positive Coaching Alliance Awards...

2014 EIU PANTHERS FOOTBALL
EASTERN ILLINOIS Game Results
All games

	Date		Opponent	Score	Overall Record	Ohio Valley Record	Time	Attend
	Aug 28, 2014	at	Minnesota	20-42 L	0- 1- 0	0- 0- 0	3:30	44,344
	Sep 6, 2014		#25 Southern Illinois	21-38 L	0- 2- 0	0- 0- 0	3:13	9,155
	Sep 13, 2014	at	Illinois State	15-34 L	0- 3- 0	0- 0- 0	3:04	12,570
*	Sep 20, 2014		Austin Peay	W 63-7	1- 3- 0	1- 0- 0	3:02	9,169
	Sep 27, 2014	at	Ohio	19-34 L	1- 4- 0	1- 0- 0	3:10	23,027
*	Oct 11, 2014	at	#16 Eastern Kentucky	33-36 L ot	1- 5- 0	1- 1- 0	3:14	5,700
*	Oct 18, 2014	at	Southeast Missouri	W 52-13	2- 5- 0	2- 1- 0	3:10	4,114
*	Oct 25, 2014		TENNESSEE STATE	W 28-3	3- 5- 0	3- 1- 0	3:00	8,289
*	Nov 1, 2014	at	Tennessee Tech	W 41-10	4- 5- 0	4- 1- 0	2:49	1,427
*	Nov 8, 2014		MURRAY STATE	W 48-26	5- 5- 0	5- 1- 0	3:07	3,693
*	Nov 15, 2014	at	#3 Jacksonville State	20-27 L	5- 6- 0	5- 2- 0	3:00	14,196
*	Nov 22, 2014		UT MARTIN	16-37 L	5- 7- 0	5- 3- 0	3:12	2,170

* indicates Ohio Valley Conferece game

2014 STARTING LINEUPS

PANTHER OFFENSE (returners in bold)

OPPONENT	WR	TE/WR	LT	LG	C	RG	RT	WR	QB	TE/RB	RB
Minnesota	Drake	LePak	Barnes	Seibert	Borre	**Kanz**	**Lowery**	**A. Taylor**	**Whitlow**	**Little**	Duncan
Southern Illinois	Drake	Powell	Barnes	Seibert	Borre	**Kanz**	**Lowery**	**A. Taylor**	**Whitlow**	**Little**	Duncan
Illinois State	Drake	LePak	Barnes	Seibert	Borre	**Kanz**	**Lowery**	**A. Taylor**	Manley	**Little**	Duncan
Austin Peay	Drake	Powell	Barnes	Seibert	Borre	**Kanz**	**Lowery**	**A. Taylor**	**Whitlow**	Hodge	Lera
Ohio	Drake	Shepard	Barnes	Seibert	Borre	**Kanz**	**Lowery**	**A. Taylor**	**Whitlow**	Hodge	Duncan
Eastern Kentucky	Drake	Shepard	Barnes	Seibert	Borre	**Vailopa**	**Kanz**	**A. Taylor**	**Whitlow**	Powell	**Little**
Southeast Missouri	Drake	LePak	Barnes	Seibert	Borre	**Vailopa**	**Kanz**	**A. Taylor**	**Whitlow**	**Little**	Duncan
Tennessee State	Drake	Bravo-Brown	Barnes	Seibert	Borre	**Vailopa**	**Kanz**	**A. Taylor**	**Whitlow**	**Shepard**	Duncan
Tennessee Tech	Drake	LePak	Barnes	Seibert	Borre	**Vailopa**	**Kanz**	**A. Taylor**	**Whitlow**	**Shepard**	**Little**
Murray State	Drake	Powell	Barnes	Seibert	Athans	**Vailopa**	**Kanz**	**A. Taylor**	**Whitlow**	Hodge	**Little**
Jacksonville State	Drake	LePak	Barnes	Seibert	Athans	**Vailopa**	**Kanz**	**A. Taylor**	**Whitlow**	Powell	**Little**
UT Martin	Drake	LePak	Barnes	Seibert	Borre	**Vailopa**	**Kanz**	**A. Taylor**	Manley	Powell	**Little**

PANTHER DEFENSE (returners in bold)

OPPONENT	DE	NG	DT	WOLF	LB	LB	HUSKIE	CB	ROVER	FS	CB
Minnesota	**Delphonse**	**Fanti**	L. Taylor	Haynes	Gristick	**Grugier-Hill**	Bland	**Johnson**	**Wickliffe**	**Choy**	Jackson
Southern Illinois	**Delphonse**	**Fanti**	L. Taylor	Haynes	Gristick	**McDonald**	Bland	**Standifer**	**Wickliffe**	**Choy**	Jackson
Illinois State	**Coronado**	**Fanti**	L. Taylor	Haynes	Gristick	**Grugier-Hill**	Bland	**Standifer**	**Wickliffe**	**Choy**	Jackson
Austin Peay	**Delphonse**	**Fanti**	L. Taylor	Haynes	Gristick	**Grugier-Hill**	Bland	**Standifer**	**Wickliffe**	**Dewberry**	Jackson
Ohio	**Delphonse**	**Fanti**	L. Taylor	Haynes	Gristick	**Grugier-Hill**	Bland	**Standifer**	**Wickliffe**	**Choy**	Jackson
Eastern Kentucky	**Delphonse**	**Fanti**	L. Taylor	Haynes	Gristick	**Grugier-Hill**	**Goodman**	**Johnson**	**Wicliffe**	**Choy**	Jackson
Southeast Missouri	**Delphonse**	**Fanti**	L. Taylor	Haynes	Gristick	**Grugier-Hill**	**Goodman**	**Standifer**	**Wickliffe**	**Choy**	Jackson
Tennessee State	**Delphonse**	**Fanti**	L. Taylor	Haynes	Gristick	**Grugier-Hill**	Bland	**Standifer**	**Wickliffe**	**Choy**	Jackson
Tennessee Tech	**Delphonse**	**Fanti**	L. Taylor	Haynes	Gristick	**Grugier-Hill**	**Goodman**	**Standifer**	**Wickliffe**	**Choy**	Jackson
Murray State	**Delphonse**	**Fanti**	L. Taylor	Haynes	Gristick	**Grugier-Hill**	**Goodman**	**Standifer**	**Wickliffe**	Lee	Jackson
Jacksonville State	**Delphonse**	**Fanti**	L. Taylor	Haynes	Gristick	**Grugier-Hill**	**Goodman**	**Standifer**	**Wickliffe**	**Choy**	Jackson
UT Martin	**Delphonse**	**Fanti**	L. Taylor	Haynes	Gristick	**Grugier-Hill**	**Goodman**	**Standifer**	**Wickliffe**	**Choy**	Jackson

Team Statistics	EIU	OPP
SCORING	376	307
Points Per Game	31.3	25.6
Points Off Turnovers	156	172
FIRST DOWNS	291	217
Rushing	144	100
Passing	134	97
Penalty	13	20
RUSHING YARDAGE	2836	1984
Yards gained rushing	3132	2247
Yards lost rushing	296	263
Rushing Attempts	535	508
Average Per Rush	5.3	3.9
Average Per Game	236.3	165.3
TDs Rushing	27	22
PASSING YARDAGE	2925	2354
Comp-Att-Int	261-443-11	198-344-15
Average Per Pass	6.6	6.8
Average Per Catch	11.2	11.9
Average Per Game	243.8	196.2
TDs Passing	19	12
TOTAL OFFENSE	5761	4338
Total Plays	978	852
Average Per Play	5.9	5.1
Average Per Game	480.1	361.5
KICK RETURNS: #-Yards	42-748	58-1147
PUNT RETURNS: #-Yards	21-122	22-200
INT RETURNS: #-Yards	15-162	11-107
KICK RETURN AVERAGE	17.8	19.8
PUNT RETURN AVERAGE	5.8	9.1
INT RETURN AVERAGE	10.8	9.7
FUMBLES-LOST	21-11	21-8
PENALTIES-Yards	99-800	70-618
Average Per Game	66.7	51.5
PUNTS-Yards	58-1855	67-2589
Average Per Punt	32.0	38.6
Net punt average	27.8	35.3
KICKOFFS-Yards	73-4041	64-3820
Average Per Kick	55.4	59.7
Net kick average	36.2	39.8
TIME OF POSSESSION/Game	29:20	30:40
3RD-DOWN Conversions	89/197	68/184
3rd-Down Pct	45%	37%
4TH-DOWN Conversions	14/30	10/17
4th-Down Pct	47%	59%
SACKS BY-Yards	11-75	21-124
MISC YARDS	0	11
TOUCHDOWNS SCORED	48	37
FIELD GOALS-ATTEMPTS	14-16	16-22
ON-SIDE KICKS	1-2	0-1
RED-ZONE SCORES	(47-58) 81%	(31-41) 76%
RED-ZONE TOUCHDOWNS	(35-58) 60%	(23-41) 56%
PAT-ATTEMPTS	(44-45) 98%	(35-35) 100%
ATTENDANCE	32476	106107
Games/Avg Per Game	5/6495	7/15158
Neutral Site Games		0/0

Score by Quarters	1st	2nd	3rd	4th	OT	Total
Eastern Illinois	77	124	75	100	0	376
Opponents	69	96	77	62	3	307

Rushing	gp	att	gain	loss	net	avg	td	lg	avg/g
LITTLE, Shepard	10	124	810	13	797	6.4	3	70	79.7
WHITLOW, Jalen	11	140	900	108	792	5.7	12	67	72.0
DUNCAN, Taylor	12	116	549	8	541	4.7	5	21	45.1
LERA, Jimmy	12	51	414	15	399	7.8	3	96	33.2
WOODSON, AJ	11	23	92	6	86	3.7	1	19	7.8
BRUNO, Nick	12	1	63	0	63	63.0	0	63	5.2
GOBER, Keiondre	6	3	45	0	45	15.0	0	39	7.5
HARRISON, Malik	5	7	49	6	43	6.1	1	22	8.6
MANLEY, Andrew	11	38	92	64	28	0.7	2	19	2.5
POWELL, Joe	12	4	23	0	23	5.8	0	12	1.9
DRAKE, Adam	12	3	20	4	16	5.3	0	15	1.3
TAYLOR, Anthony	12	3	16	0	16	5.3	0	7	1.3
SHEPHERD, Nico	12	1	13	0	13	13.0	0	13	1.1
PENDERGRASS, Trey	9	2	11	0	11	5.5	0	9	1.2
GREEN, Austin	1	3	7	5	2	0.7	0	7	2.0
BRAVO-BROWN, Step	12	9	27	25	2	0.2	0	11	0.2
TEAM	10	7	1	42	-41	-5.9	0	1	-4.1
Total	12	535	3132	296	2836	5.3	27	96	236.3
Opponents	12	508	2247	263	1984	3.9	22	65	165.3

Passing	gp	effic	comp-att-int	pct	yds	td	lg	avg/g
WHITLOW, Jalen	11	134.29	185-294-7	62.9	2075	15	90	188.6
MANLEY, Andrew	11	104.52	76-146-4	52.1	850	4	35	77.3
DUNCAN, Taylor	12	0.00	0-1-0	0.0	0	0	0	0.0
TEAM	10	0.00	0-1-0	0.0	0	0	0	0.0
POWELL, Joe	12	0.00	0-1-0	0.0	0	0	0	0.0
Total	12	123.57	261-443-11	58.9	2925	19	90	243.8
Opponents	12	117.83	198-344-15	57.6	2354	12	61	196.2

Receiving	gp	no.	yds	avg	td	lg	avg/g
DRAKE, Adam	12	93	1321	14.2	12	90	110.1
BRAVO-BROWN, Step	12	38	289	7.6	0	29	24.1
LePAK, Jeff	12	30	317	10.6	1	22	26.4
TAYLOR, Anthony	12	23	306	13.3	2	40	25.5
DUNCAN, Taylor	12	18	166	9.2	2	48	13.8
POWELL, Joe	12	18	157	8.7	1	25	13.1
LITTLE, Shepard	10	16	129	8.1	0	26	12.9
SHEPHERD, Nico	12	8	65	8.1	0	23	5.4
PENDERGRASS, Trey	9	6	69	11.5	0	17	7.7
LERA, Jimmy	12	6	39	6.5	1	11	3.2
GOBER, Keiondre	6	3	45	15.0	0	29	7.5
WHITLOW, Jalen	11	1	25	25.0	0	25	2.3
WOODSON, AJ	11	1	-3	-3.0	0	0	-0.3
Total	12	261	2925	11.2	19	90	243.8
Opponents	12	198	2354	11.9	12	61	196.2

Punt Returns	no.	yds	avg	td	lg
DRAKE, Adam	15	89	5.9	0	17
LITTLE, Shepard	5	8	1.6	0	8
JOHNSTON, Antonie	1	25	25.0	1	12
Total	21	122	5.8	1	17
Opponents	22	200	9.1	1	62

Interceptions	no.	yds	avg	td	lg
WICKLIFFE, Jourdan	4	49	12.2	0	23
STANDIFER, Anthony	3	0	0.0	0	0
GRUGIER-HILL, Kamu	3	9	3.0	0	5
GOODMAN, Anthony	2	80	40.0	1	46
LEE, Darnell	1	17	17.0	0	17
DEWBERRY, Bradley	1	7	7.0	0	7
GRISTICK, Adam	1	0	0.0	0	0
Total	15	162	10.8	1	46
Opponents	11	107	9.7	1	40

Kick Returns	no.	yds	avg	td	lg
GOBER, Keiondre	13	285	21.9	0	32
PENDERGRASS, Trey	12	239	19.9	0	34
LERA, Jimmy	9	153	17.0	0	25
WOODSON, AJ	5	49	9.8	0	16
DRAKE, Adam	1	9	9.0	0	0
DUNCAN, Taylor	1	13	13.0	0	13
SHEPHERD, Nico	1	0	0.0	0	0
Total	42	748	17.8	0	34
Opponents	58	1147	19.8	1	100

Fumble Returns	no.	yds	avg	td	lg
FANTI, Dino	1	4	4.0	0	4
Total	1	4	4.0	0	4
Opponents	1	1	1.0	0	1

All Purpose	g	rush	rcv	pr	kr	ir	total	avg/g
DRAKE, Adam	12	16	1321	89	9	0	1435	119.6
LITTLE, Shepar	10	797	129	8	0	0	934	93.4
WHITLOW, Jale	11	792	25	0	0	0	817	74.3
DUNCAN, Taylo	12	541	166	0	13	0	720	60.0
LERA, Jimmy	12	399	39	0	153	0	591	49.2
GOBER, Keiond	6	45	45	0	285	0	375	62.5
TAYLOR, Antho	12	16	306	0	0	0	322	26.8
PENDERGRAS	9	11	69	0	239	0	319	35.4
LePAK, Jeff	12	0	317	0	0	0	317	26.4
BRAVO-BROW	12	2	289	0	0	0	291	24.2
POWELL, Joe	12	23	157	0	0	0	180	15.0
WOODSON, AJ	11	86	-3	0	49	0	132	12.0
GOODMAN, Ant	10	0	0	0	0	80	80	8.0
SHEPHERD, Nic	12	13	65	0	0	0	78	6.5
BRUNO, Nick	12	63	0	0	0	0	63	5.2
WICKLIFFE, Jou	12	0	0	0	0	49	49	4.1
HARRISON, Mal	5	43	0	0	0	0	43	8.6
MANLEY, Andre	11	28	0	0	0	0	28	2.5
JOHNSTON, Ant	12	0	0	25	0	0	25	2.1
LEE, Darnell	8	0	0	0	0	17	17	2.1
GRUGIER-HILL,	12	0	0	0	0	9	9	0.8
DEWBERRY, Br	5	0	0	0	0	7	7	1.4
GREEN, Austin	1	2	0	0	0	0	2	2.0
TEAM	10	-41	0	0	0	0	-41	-4.1
Total	12	2836	2925	122	748	162	6793	566.1
Opponents	12	1984	2354	200	1147	107	5792	482.7

Scoring	td	fg	PAT kick	PAT rush	PAT rcv	PAT pass	dxp	saf	pts
BRUNO, Nick	-	14-16	44-45	-	-	-	-	-	86
DRAKE, Adam	12	-	-	-	-	-	-	-	72
WHITLOW, Jalen	12	-	-	0-1	-	0-1	-	-	72
DUNCAN, Taylor	7	-	-	-	-	-	-	-	42
LERA, Jimmy	4	-	-	-	-	-	-	-	24
LITTLE, Shepard	3	-	-	-	-	-	-	-	18
TAYLOR, Anthony	2	-	-	-	-	-	-	-	12
MANLEY, Andrew	2	-	-	-	-	-	-	-	12
POWELL, Joe	1	-	-	-	-	-	-	-	6
JOHNSTON, Antonie	1	-	-	-	-	-	-	-	6
WOODSON, AJ	1	-	-	-	-	-	-	-	6
HARRISON, Malik	1	-	-	-	-	-	-	-	6
GOODMAN, Anthony	1	-	-	-	-	-	-	-	6
LePAK, Jeff	1	-	-	-	-	-	-	-	6
HAYNES, Robert	-	-	-	-	-	-	-	1	2
Total	48	14-16	44-45	0-1	-	0-1	-	1	376
Opponents	37	16-22	35-35	0-2	-	-	-	1	307

Total Offense	g	plays	rush	pass	total	avg/g
WHITLOW, Jalen	11	434	792	2075	2867	260.6
MANLEY, Andrew	11	184	28	850	878	79.8
LITTLE, Shepard	10	124	797	0	797	79.7
DUNCAN, Taylor	12	117	541	0	541	45.1
LERA, Jimmy	12	51	399	0	399	33.2
WOODSON, AJ	11	23	86	0	86	7.8
BRUNO, Nick	12	1	63	0	63	5.2
GOBER, Keiondre	6	3	45	0	45	7.5
HARRISON, Malik	5	7	43	0	43	8.6
POWELL, Joe	12	5	23	0	23	1.9
DRAKE, Adam	12	3	16	0	16	1.3
TAYLOR, Anthony	12	3	16	0	16	1.3
SHEPHERD, Nico	12	1	13	0	13	1.1
PENDERGRASS, Trey	9	2	11	0	11	1.2
BRAVO-BROWN, Step	12	9	2	0	2	0.2
GREEN, Austin	1	3	2	0	2	2.0
TEAM	10	8	-41	0	-41	-4.1
Total	12	978	2836	2925	5761	480.1
Opponents	12	852	1984	2354	4338	361.5

Field Goals	fg	pct.	01-19	20-29	30-39	40-49	50-99	lg	blk
BRUNO, Nick	14-16	87.5	1-1	7-7	4-4	2-4	0-0	45	1

FG Sequence	Eastern Illinois	Opponents
Minnesota	41	-
Southern Illinois	-	50,(50)
Illinois State	(36),(36)	(25),(41)
Austin Peay	-	-
Ohio	(18),(24)	(20),(46)
Eastern Kentucky	(24),(39),(25),(35),41	(24),(29)
Southeast Missouri	(45)	(51),(39),52
Tennessee State	-	44,(42)
Tennessee Tech	(22),(23)	(25)
Murray State	-	-
Jacksonville State	(41),(20)	(22),(40),40,43
UT Martin	(21)	48,(25),(22),(52)

Numbers in (parentheses) indicate field goal was made.

Punting	no.	yds	avg	lg	tb	fc	i20	50+	b
BRUNO, Nick	26	901	34.7	54	2	4	5	2	
EDWARDS, Cody	26	920	35.4	51	0	3	5	1	
TEAM	3	0	0.0	0	0	0	0	0	
MANLEY, Andrew	2	31	15.5	21	0	0	0	0	
WHITLOW, Jalen	1	3	3.0	3	0	0	0	0	
Total	58	1855	32.0	54	2	7	10	3	
Opponents	67	2589	38.6	72	5	17	24	10	

Kickoffs	no.	yds	avg	tb	ob	retn	net	yd
KERR, Taylor	70	3890	55.6	9	3			
BRUNO, Nick	2	101	50.5	0	0			
EDWARDS, Cody	1	50	50.0	1	0			
Total	73	4041	55.4	10	3	19.8	36.2	2
Opponents	64	3820	59.7	21	1	17.8	39.8	2

			Tackles				Sacks	Pass defense			Fumbles		blkd	
##	Defensive Leaders	gp	ua	a	tot	tfl/yds	no-yds	int-yds	brup	qbh	rcv-yds	ff	kick	saf
32	GRUGIER-HILL, Kamu	12	47	50	97	9.5-40	1.5-13	3-9	3	5	2-0	2	.	.
50	GRISTICK, Adam	12	37	43	80	7.0-22	1.5-11	1-0	1	4	.	.	.	.
30	HAYNES, Robert	12	33	42	75	13.5-41	2.5-15	.	.	1	.	1	.	1
97	FANTI, Dino	12	34	30	64	15.5-42	1.0-8	.	1	6	1-4	2	.	.
2	WICKLIFFE, Jourdan	12	27	35	62	2.0-6	.	4-49	1	.	.	.	.	.
4B	CHOY, Pono	11	26	30	56	2.0-2	.	.	2	.	.	.	.	.
8B	DELPHONSE, Fedney	12	21	33	54	5.0-23	2.5-17	.	.	4	.	1	.	.
13	GOODMAN, Anthony	10	29	22	51	6.0-24	.	2-80	2	3	.	.	.	.
9B	BLAND, DJ	12	18	28	46	3.0-10	.	.	2	.	.	1	.	.
95	TAYLOR,Laquesse	12	17	29	46	6.0-8	0.5-3	.	2	1	.	.	.	.
41	SPELLER, Vince	11	27	19	46	.	.	.	1	.	1-0	.	.	.
27	JACKSON, Deonte	12	29	15	44	0.5-0	.	.	4	1	1-0	1	.	.
3B	STANDIFER, Anthony	11	20	13	33	1.0-1	.	3-0	6	.	.	.	.	.
28	JOHNSTON, Antonie	12	21	10	31	.	.	.	9	.	.	.	1	.
46	LEE, Darnell	8	14	15	29	1.0-3	.	1-17	1	1	1-0	.	.	.
51	McDONALD, Seth	12	8	21	29	0.5-1	.	.	.	1	.	.	.	.
92	ARKADIE, Horace	11	5	14	19	1.0-1	.	.	.	.	.	.	.	.
58	CORONADO, Thomas	12	5	11	16	2.0-9	0.5-5	.	.	.	1-0	1	.	.
90	CHISM, Dan	12	5	8	13	2.0-6	1.0-3	.	.	1	.	.	.	.
7	DEWBERRY, Bradley	5	9	1	10	1.0-1	.	1-7	.	.	1-0	.	.	.
6B	JULIUS, Cedric	11	6	3	9	.	.	.	1	.	.	.	.	.
5	POWELL, Joe	12	3	5	8	.	.	.	.	.	.	.	.	.
29	WALKER, Elven	9	4	1	5	.	.	.	.	.	.	.	.	.
22	LERA, Jimmy	12	3	2	5	.	.	.	.	.	.	.	.	.
94	GRANGER, Timotheus	12	2	2	4	.	.	.	.	2	.	1	.	.
34	ROSS, Brandon	8	1	3	4	0.5-0	.	.	.	.	.	1	.	.
9	LePAK, Jeff	12	2	1	3	.	.	.	.	.	.	.	.	.
55	CAMPAGNA, Joe	12	1	2	3	.	.	.	.	1	.	.	.	.
3	TAYLOR, Anthony	12	2	.	2	.	.	.	.	.	.	.	.	.
36	KERR, Taylor	12	2	.	2	.	.	.	.	.	.	.	.	.
25	BOX, Reggie	10	1	1	2	1.0-1	.	.	.	.	.	.	.	.
54	HANTAK, AJ	12	1	1	2	.	.	.	.	.	.	.	.	.
73	KANZ, Evan	12	1	.	1	.	.	.	.	.	.	.	.	.
39	GUNTER, Mike	9	1	.	1	.	.	.	.	.	.	.	.	.
88	DRAKE, Adam	12	1	.	1	.	.	.	.	.	.	.	.	.
47	MATTHEWS, Brandon	7	.	1	1	.	.	.	.	.	.	.	.	.
37	HARRISON, Malik	5	.	1	1	.	.	.	.	.	.	.	.	.
14	DUNCAN, Taylor	12	1	.	1	.	.	.	.	.	.	.	.	.
70	VAILOPA, Louis	12	1	.	1	.	.	.	.	.	.	.	.	.
63	RILEY, Leon	2	.	1	1	.	.	.	.	.	.	.	.	.
75	LOWERY, Jimmy	5	1	.	1	.	.	.	.	.	.	.	.	.
	Total	12	466	493	959	80-241	11-75	15-162	36	31	8-4	11	1	1
	Opponents	12	567	439	1006	63-245	21-124	11-107	51	26	11-1	11	4	1

2014 GAME SUMMARIES

GAME 1 - August 28, 2014



Eastern Illinois 20
Minnesota 42

Minneapolis, Minn.
TCF Bank Stadium (44,344)

Scoring	1	2	3	4	Final
Eastern Illinois	0	0	0	20	20
Minnesota	**7**	**7**	**7**	**21**	**42**

FIRST QUARTER
UM - Leidner 2 run (Santoso kick) (1:53)

SECOND QUARTER
UM - Jones 35 pass from Leidner (Santoso kick) (1:27)

THIRD QUARTER
UM - Hutton 2 blocked punt return (Santoso kick) (13:20)

FOURTH QUARTER
UM - Leidner 5 run (Santoso kick) (13:56)
UM - Edwards 1 run (Santoso kick) (11:29)
EIU - Manley 2 run (Bruno kick) (6:57)
UM - Edwards 42 run (Santoso kick) (2:05)
EIU - Lera 11 pass from Manley (Bruno kick) (0:28)
EIU - Drake 32 pass from Manley (0:00)

TEAM STATS .....EIU ..... UM

First Downs	27	18
Rushes-Yards	39-99	40-182
Passing-Yards	310	156
Comp-Att-Int	32-57-1	10-18-0
Total Offense	409	338
Fumbles-Lost	3-2	1-1
Penalties-Yards	6-28	5-50
Int Returns-Yards-TD	0-0-0	1-17-0
Time of Possession	29:51	30:09
Sacks-Yards	2-11	3-19

LEADERS

RUSHING (No-Yds-TD)
EIU - Whitlow (19-77-0), Little (3-16-0)
UM - Cobb (14-71-0), Edwards (4-60-2)

PASSING (Att-Cmp-Int-Yds-TD)
EIU - Manley (34-18-0-200-2), Whitlow (23-14-1-110-0)
UM - Leidner (17-9-0-144-1)

RECEIVING (No -Yds -TD)
EIU - Drake (11-109-1), Bravo-Brown (6-66-0)
UM - Jones (3-57-1), Williams (2-57-0)

DEFENSE (Tackles - Solo, Assist, TFL)
EIU - Grugier-Hill (5-3-0), Delphonse (3-2-1)
UM - Wilson (4-6-0.5), Johnson (6-1-0)

RECAP

Turnovers hurt Eastern Illinois as the Panthers hung around with Big Ten Conference member Minnesota for a good portion of the contest. EIU missed a field goal when it recovered a fumble in Minnesota territory. The Panthers then fumbled the ball at their own 2-yard line leading to an easy Gophers scored. Minnesota added a blocked punt returned for a touchdown to build an early 21-0 lead in the third quarter. EIU scored all 20 of its points in the final seven minutes. Andrew Manley passed for 200 yards as he hit Jimmy Lera and Adam Drake for touchdowns. Manley also rushed in from two-yards out. In the game Adam Drake moved into 10th on the EIU career list for receptions and receiving yards.

GAME 2 - Sept. 6, 2014



Southern Illinois..... 38
Eastern Illinois 21

Charleston, Ill.
O'Brien Field (9,155)
Hall of Fame Game

Scoring	1	2	3	4	Final
Southern Illinois	**7**	**7**	**17**	**7**	**38**
Eastern Illinois	7	14	0	0	21

FIRST QUARTER
SIU - Agnew 2 run (Kinney kick) (5:06)
EIU - A. Taylor 6 pass from Manley (Bruno kick) (0:28)

SECOND QUARTER
SIU - Agnew 32 run (Kinney kick) (6:00)
EIU - Duncan 4 run (Bruno kick) (3:13)
EIU - Manley 7 run (Bruno kick) (0:32)

THIRD QUARTER
SIU - McKinney 19 pass from Iannotti (Kinney kick) (10:12)
SIU - Agnew 24 run (Kinney kick) (5:44)
SIU - Kinney 50 field goal (1:50)

FOURTH QUARTER
SIU - Carmien 2 pass from Iannotti (Kinney kick) (14:46)

TEAM STATS .....EIU ..... SIU

First Downs	23	20
Rushes-Yards	35-126	34-146
Passing-Yards	325	233
Comp-Att-Int	25-42-2	25-34-1
Total Offense	451	379
Fumbles-Lost	1-0	0-0
Penalties-Yards	11-84	7-52
Int Returns-Yards-TD	1-0-0	2-0-0
Time of Possession	26:11	33:49
Sacks-Yards	2-17	4-25

LEADERS

RUSHING (No-Yds-TD)
EIU - Little (16-76-0), Whitlow (6-39-0)
SIU - Agnew (18-147-3), McCall (5-19-0)

PASSING (Att-Cmp-Int-Yds-TD)
EIU - Manley (30-19-2-240-1), Whitlow (14-6-0-85-0)
SIU - Iannotti (34-25-1-233-2)

RECEIVING (No -Yds -TD)
EIU - Drake (9-139-0), Little (5-57-0)
SIU - Pruitt (7-61-0), McKInney (6-43-1)

DEFENSE (Tackles - Solo, Assist, TFL)
EIU - Gristick (6-3-0), Jackson (5-1-0.5), Choy (4-2-0)
SIU - Williamson (7-4-1), Cameron (7-2-0)

RECAP

Eastern Illinois led 21-14 at the half but could not overcome a 17-point third quarter as No. 25 Southern Illinois beat the 14th ranked Panthers. EIU scored on an Anthony Taylor pass from Andrew Manley in the first quarter to tie the game at 7-7. Taylor Duncan's short run late tied the game while Manley's 7-yard scramble with 32 seconds left in the half gave EIU the lead. SIU drove 75 yards on nine plays to open the second half, tying the game. Malcolm Agnew's third rushing touchdown with 5:44 left in the third gave SIU the lead for good. Senior wide receiver Adam Drake had another big day for EIU catching nine passes for 139 yards. Shepard Little rushed for 76 yards. Agnew had 147 yards for SIU as they rushed for 146 as a team.

GAME 3 - Sept. 13, 2014



Eastern Illinois 15
Illinois State..... 34

Normal, Ill.
Hancock Stadium (12,570)
103rd Mid-America Classic

Scoring	1	2	3	4	Final
Eastern Illinois	0	6	7	2	15
Illinois State	**7**	**14**	**13**	**0**	**34**

FIRST QUARTER
ILS - Coprich 1 run (Aussieker kick) (11:42)

SECOND QUARTER
EIU - Bruno 36 field goal (12:25)
ILS - Neblett 61 pass from Roberson (Aussieker kick) (8:44)
EIU - Bruno 36 field goal (5:07)
ILS - Coprich 2 run (Aussieker kick) (0:05)

THIRD QUARTER
EIU - Whitlow 14 run (Bruno kick) (13:34)
ILS - Aussieker 25 field goal (7:30)
ILS - Neblett 39 pass from Roberson (Aussieker kick) (5:33)
ILS - Aussieker 41 field goal (1:55)

FOURTH QUARTER
EIU - Haynes / L. Taylor safety (9:30)

TEAM STATS .....EIU ..... ILS

First Downs	21	10
Rushes-Yards	46-180	45-161
Passing-Yards	205	159
Comp-Att-Int	19-37-4	6-12-1
Total Offense	385	320
Fumbles-Lost	3-1	2-0
Penalties-Yards	11-90	7-56
Int Returns-Yards-TD	1-5-0	4-53-0
Time of Possession	29:35	30:25
Sacks-Yards	2-12	4-18

LEADERS

RUSHING (No-Yds-TD)
EIU - Duncan (14-87-0), Whitlow (11-30-1)
ILS - Coprich (25-105-2), Lewis (5-17-0)

PASSING (Att-Cmp-Int-Yds-TD)
EIU - Whitlow (22-10-3-150-0), Manley (15-9-1-55-0)
ILS - Roberson (12-6-1-159-2)

RECEIVING (No -Yds -TD)
EIU - Drake (6-95-0), Bravo-Brown (5-26-0)
ILS - Neblett (4-155-2), Meredith (1-4-0)

DEFENSE (Tackles - Solo, Assist, TFL)
EIU - Grugier-Hill (4-3-0.5), Delphonse (4-3-0.5)
ILS - Meehan (7-4-4), Banks (6-4-0)

RECAP

Turnovers and penalties once again hurt Eastern Illinois as the Panthers dropped the 103rd Mid-America Classic to Illinois State. The Redbirds marched down the field on the opening drive to score on Marchaun Coprich run, the first of two rushing TD's on the day for ISU back. EIU would appear to tie the game at the start of the fourth quarter but a pass interference penalty in the end zone wiped a touchdown off the board as EIU settled for a Nick Bruno field goal. EIU would have another costly penalty inside the 10-yard line later in the half again walking away with a Bruno field goal. ISU led 21-6 at the half. EIU closed to 21-13 with a Jalen Whitlow touchdown to open the second half but the Panthers turned the ball over four times in the second half with three interceptions and one fumble. EIU's final score was a safety by Robert Haynes and Laquesse Taylor.

GAME 4 - Sept. 20, 2014

Austin Peay 7
Eastern Illinois 63

Charleston, Ill.
O'Brien Field (9,169)
Family Weekend

Scoring	1	2	3	4	Final
Austin Peay	0	7	0	0	7
Eastern Illinois	**7**	**28**	**14**	**14**	**63**

FIRST QUARTER
EIU - Whitlow 6 run (Bruno kick) (6:52)

SECOND QUARTER
EIU - Duncan 11 pass from Whitlow (Bruno kick) (11:39)
EIU - Whitlow 6 run (Bruno kick) (8:45)
EIU - Lera 7 run (Bruno kick) (5:24)
AP - Roberson 1 run (Vincil kick) (3:27)
EIU - Lera 13 run (Bruno kick) (1:29)

THIRD QUARTER
EIU - Duncan 5 pass from Whitlow (Bruno kick) (10:58)
EIU - Johnson 12 blocked punt return (Bruno kick) (9:37)

FOURTH QUARTER
EIU - Harrison 22 run (Bruno kick) (14:38)
EIU - Woodson 19 run (Bruno kick) (10:47)

TEAM STATS .....EIU .....AP

First Downs	34	8
Rushes-Yards	63-413	47-147
Passing-Yards	207	77
Comp-Att-Int	15-19-0	5-14-0
Total Offense	620	224
Fumbles-Lost	0-0	1-1
Penalties-Yards	11-69	7-84
Int Returns-Yards-TD	0-0-0	0-0-0
Time of Possession	31:05	28:55
Sacks-Yards	0-0	1-8

LEADERS

RUSHING (No-Yds-TD)
EIU - Whitlow (15-137-2), Lera (12-73-2)
AP - Roberson (20-45-1), Gerron (6-35-0)

PASSING (Att-Cmp-Int-Yds-TD)
EIU - Whitlow (15-13-0-159-2), Manley (4-2-0-48-0)
AP - Macius (11-4-0-72-0), Boone (3-1-0-5-0)

RECEIVING (No -Yds -TD)
EIU - Drake (4-81-0), Duncan (4-16-2)
AP - Beard (2-10-0)

DEFENSE (Tackles - Solo, Assist, TFL)
EIU - Haynes (4-5-2), Arkadie (0-7-0), L. Taylor (4-2-1)
AP - Carlton (9-2-0), Goines (5-4-1), J. Miller (4-5-0)

RECAP

Eastern Illinois tied the school record for rushing yards with 413 while Jalen Whitlow set the school record for rushing yards by a quarterback in a game during the Panthers 63-7 blowout win over Austin Peay. Whitlow rushed for 137 yards on 15 carries with two touchdowns breaking Joe Davis school record of 137 set in 1968 against Bradley. Whitlow added two touchdown passes going 13-of-15 for 159 yards. On the ground EIU tied the record of 413 yards rushing set last year against Jacksonville State. The Panthers had six rushing touchdowns as ten players carried the ball. Jimmy Lera added two touchdowns along with Malik Harrison and AJ Woodson each having one. The defense limited Austin Peay to eight first downs as Robert Haynes led the way with nine tackles including two for loss. EIU won its 13th straight OVC game dating back to the 2012 season.

GAME 5 - Sept. 27, 2014

Eastern Illinois 19
Ohio 34

Athens, Ohio
Peden Stadium (23,027)

Scoring	1	2	3	4	Final
Eastern Illinois	3	7	0	9	19
Ohio	**14**	**10**	**10**	**0**	**34**

FIRST QUARTER
EIU - Bruno 18 field goal (12:39)
Ohio - Ouellette 1 run (Yazdani kick) (8:56)
Ohio - Sprague 6 run (Yazdani kick) (3:40)

SECOND QUARTER
Ohio - Ouellette 65 run (Yazdani kick) (14:37)
EIU - Whitlow 1 run (Bruno kick) (8:05)
Ohio - Yazdani 20 field goal (0:09)

THIRD QUARTER
Ohio - Yazdani 46 field goal (13:24)
Ohio - Sprague 8 run (Yazdani kick) (7:28)

FOURTH QUARTER
EIU - Taylor 6 pass from Whitlow (pass failed) (11:37)
EIU - Bruno 24 field goal (1:27)

TEAM STATS .....EIU ..... Ohio

First Downs	21	20
Rushes-Yards	30-143	41-229
Passing-Yards	289	158
Comp-Att-Int	30-47-0	17-31-2
Total Offense	432	387
Fumbles-Lost	0-0	1-0
Penalties-Yards	13-124	6-60
Int Returns-Yards-TD	2-7-0	0-0-0
Time of Possession	29:44	30:16
Sacks-Yards	0-0	1-3

LEADERS

RUSHING (No-Yds-TD)
EIU - Whitlow (15-112-1), Duncan (5-16-0)
Ohio - Ouellette (11-87-2), Sprague (12-69-2)

PASSING (Att-Cmp-Int-Yds-TD)
EIU - Whitlow (46-30-0-289-1)
Ohio - Sprague (28-15-2-143-0), Windham (3-2-0-15-0)

RECEIVING (No -Yds -TD)
EIU - Drake (6-90-0), A. Taylor (6-43-1)
Ohio - L. Smith (5-53-0), Reid (4-52-0)

DEFENSE (Tackles - Solo, Assist, TFL)
EIU - Gristick (5-4-1.5), Grugier-Hill (5-3-0), Choy (3-4-0)
Ohio - B. Brown (8-1-0), Nelson (5-2-0), D. Jones (5-2-0)

RECAP

Eastern Illinois drove to the 1-yard line on the opening possession of the game settling for a Nick Bruno field goal. Ohio answered with 21 straight points with three rushing touchdowns as the Bobcats beat the Panthers 34-19. EIU closed to 21-10 on a Jalen Whitlow touchdown run. Ohio blocked a punt in the final minute of the first converting it into the first of two Josiah Yazdani field goals. EIU would later score on an Anthony Taylor touchdown reception and a second field goal by Bruno. Whitlow had 401 yards of total offense passing for a career high 289 while rushing for 112. The Panthers won the turnover battle with interceptions by Bradley Dewberry and Anthony Standifer as they did not commit a turnover for the second straight game.

GAME 6 - Oct. 11, 2014

Eastern Illinois 33
Eastern Kentucky 36

Richmond, Ky.
Roy Kidd Stadium (5,700)

Scoring	1	2	3	4	OT	F
Eastern Illinois	9	14	3	7	0	33
Eastern Kentucky	**2**	**3**	**7**	**21**	**3**	**36**

FIRST QUARTER
EIU - Bruno 24 field goal (12:16)
EKU - Team safety (8:54)
EIU - Bruno 39 field goal (6:32)
EIU - Bruno 25 field goal (0:10)

SECOND QUARTER
EIU - Whitlow 12 run (Bruno kick) (8:52)
EKU - Lloyd 24 field goal (3:52)
EIU - Drake 2 pass from Whitlow (Bruno kick) (0:39)

THIRD QUARTER
EIU - Bruno 35 field goal (9:07)
EKU - McClain 28 run (Lloyd kick) (7:31)

FOURTH QUARTER
EKU - Borders 5 pass from McClain (Lloyd kick) (13:04)
EKU - Mobley 1 run (Lloyd kick) (9:25)
EKU - Mobley 2 run (Lloyd kick) (4:46)
EIU - Drake 2 pass from Whitlow (Bruno kick) (1:04)

OVERTIME
EKU - Lloyd 29 field goal

TEAM STATS .....EIU ..... EKU

First Downs	27	24
Rushes-Yards	48-270	52-199
Passing-Yards	247	237
Comp-Att-Int	26-40-0	21-37-2
Total Offense	517	436
Fumbles-Lost	4-3	2-1
Penalties-Yards	7-47	8-75
Int Returns-Yards-TD	2-26-0	0-0-0
Time of Possession	32:51	27:09
Sacks-Yards	1-9	2-18

LEADERS

RUSHING (No-Yds-TD)
EIU - Little (19-122-0), Whitlow (14-88-1)
EKU - Mobley (30-118-2), McClain (13-53-1)

PASSING (Att-Cmp-Int-Yds-TD)
EIU - Whitlow (40-26-0-247-2)
EKU - McClain (29-17-1-198-1), Coney (7-3-1-22-0)

RECEIVING (No -Yds -TD)
EIU - Drake (13-146-2), Bravo-Brown (5-24-0)
EKU - Mobley (5-63-0), Daniel (4-34-0)

DEFENSE (Tackles - Solo, Assist, TFL)
EIU - Choy (8-6-0), Grugier-Hill (4-6-1), Gristick (1-9-0)
EKU - Stanley (9-7-1), Northington (7-5-1)

RECAP

Eastern Illinois built a 23-5 lead in the first half but watched Eastern Kentucky score 28 second half points. EIU was able to force overtime as Jalen Whitlow hit Adam Drake with 1:04 left in regulation. The Panthers would fumble on their opening drive of OT as EKU hit a 29-yard field goal to win 36-33. The game snapped EIU's 13-game OVC winning streak dating back to the 2012 season. Nick Bruno kicked four field goals in the loss.



GAME 7 - October 18, 2014

Eastern Illinois 52
Southeast Missouri..... 13

Cape Girardeau, Mo.
Houck Stadium (4,114)

Scoring	1	2	3	4	Final
Eastern Illinois	**7**	**17**	**14**	**14**	**52**
Southeast Missouri	6	7	0	0	13

FIRST QUARTER
EIU - Drake 50 pass from Whitlow (Bruno kick) (10:37)
SEMO - McCrum 51 field goal (9:37)
SEMO - McCrum 39 field goal (0:36)

SECOND QUARTER
EIU - Whitlow 3 run (Bruno kick) (10:21)
SEMO - Davis 6 pass from Synder (McCrum kick) (6:26)
EIU - Whitlow 13 run (Bruno kick) (2:14)
EIU - Bruno 45 field goal (0:52)

THIRD QUARTER
EIU - Duncan 1 run (Bruno kick) (10:09)
EIU - Drake 5 pass from Whitlow (Bruno kick) (4:57)

FOURTH QUARTER
EIU - Whitlow 2 run (Bruno kick) (13:10)
EIU - Lera 96 run (Bruno kick) (6:55)

TEAM STATS .....EIU .....SEMO

First Downs	24	19
Rushes-Yards	53-335	38-96
Passing-Yards	213	237
Comp-Att-Int	17-32-0	24-43-4
Total Offense	548	333
Fumbles-Lost	0-0	3-1
Penalties-Yards	5-50	3-20
Int Returns-Yards-TD	4-57-0	0-0-0
Time of Possession	29:46	30:14
Sacks-Yards	1-10	0-0

LEADERS

RUSHING (No-Yds-TD)
EIU - Little (22-103-0), Lera (2-96-1), Whitlow (15-75-3)
SEMO - Jackson (17-43-0), McFerren (6-17-0)

PASSING (Att-Cmp-Int-Yds-TD)
EIU - Whitlow (30-17-0-213-2)
SEMO - Synder (32-19-3-210-1), Niznak (9-3-1-18-0)

RECEIVING (No -Yds -TD)
EIU - Drake (7-110-2), LePak (3-22-0), A. Taylor (2-45-0)
SEMO - Lloyd (8-97-0), Davis (6-58-1)

DEFENSE (Tackles - Solo, Assist, TFL)
EIU - Lee (5-5-0), Gristick (5-3-1), Bland (4-2-1)
SEMO - Garrett (6-13-0), Bledsoe (1-10-0.5)

RECAP

Eastern Illinois defense forced five turnovers as the Panthers blew open a close game late in the second quarter during a 52-13 win over Southeast Missouri. EIU had four interceptions with Jourdan Wickliffe picking off a pair of passes. The Panthers scored two times in the final 2:14 of the first half as Jalen Whitlow scored the second of his three rushing touchdowns. Nick Bruno added a 45-yard field goal. EIU scored 28 second half points on rushing touchdowns by Taylor Duncan, Whitlow and Jimmy Lera. Lera's run in the fourth quarter was from 96-yards as he tied the school record set by Poke Cobb in 1976. Darnell Lee led EIU with 10 tackles.



GAME 8 - October 25, 2014

Tennessee State..... 3
Eastern Illinois 28

Charleston, Ill.
O'Brien Field (8,289)
97th Homecoming Game

Scoring	1	2	3	4	Final
Tennessee State	0	0	3	0	3
Eastern Illinois	**0**	**7**	**7**	**14**	**28**

SECOND QUARTER
EIU - Drake 28 pass from Whitlow (Bruno kick) (13:33)

THIRD QUARTER
TSU - Clark 42 field goal (11:40)
EIU - Goodman 46 intereption return (Bruno kick) (2:35)

FOURTH QUARTER
EIU - Whitlow 67 run (Bruno kick) (12:36)
EIU - Little 50 run (Bruno kick) (4:04)

TEAM STATS .....EIU .....TSU

First Downs	15	18
Rushes-Yards	43-294	32-107
Passing-Yards	76	180
Comp-Att-Int	8-15-0	19-32-2
Total Offense	370	287
Fumbles-Lost	1-0	2-1
Penalties-Yards	10-82	7-46
Int Returns-Yards-TD	2-50-1	0-0-0
Time of Possession	27:51	32:09
Sacks-Yards	0-0	1-9

LEADERS

RUSHING (No-Yds-TD)
EIU - Little (12-130-1), Whitlow (12-91-1)
TSU - Hall (10-63-0), Smith (14-35-0)

PASSING (Att-Cmp-Int-Yds-TD)
EIU - Whitlow (14-8-0-76-1)
TSU - German (25-16-1-149-0), Butler (7-3-1-31-0)

RECEIVING (No -Yds -TD)
EIU - Drake (4-54-1), LePak (1-17-0)
TSU - Garlington (5-59-0), Freeman (4-39-0)

DEFENSE (Tackles - Solo, Assist, TFL)
EIU - Wickliffe (5-3-0), Haynes (5-2-1), Choy (2-4-0)
TSU - Thrasher (9-1-0), West (8-2-2)

RECAP

Anthony Goodman picked off a pass and raced 46 yards for a touchdown late in the third quarter which helped EIU take control of a close game. The Panthers led 7-3 prior to Goodman's touchdown return. Jalen Whitlow and Shepard Little would add long fourth quarter touchdown runs as the Panthers picked up the homecoming win. Little played only in the second half rushing for 130 yards on 12 carries while sparking the EIU ground game to 233 second half yards. The defense came up big all day for EIU including a fourth and goal stop at the 1-yard line by Dino Fanti in the second quarter.



GAME 9 - November 1, 2014

Eastern Illinois 41
Tennessee Tech 10

Cookeville, Tenn.
Tucker Stadium (1,427)

Scoring	1	2	3	4	Final
Eastern Illinois	**7**	**17**	**14**	**3**	**41**
Tennessee Tech	3	0	7	0	10

FIRST QUARTER
EIU - Powell 2 pass from Whitlow (Bruno kick) (10:32)
TTU - Arnold 25 field goal (1:44)

SECOND QUARTER
EIU - Whitlow 1 run (Bruno kick) (13:48)
EIU - Bruno 22 field goal (8:58)
EIU - Drake 3 pas from Whitlow (Bruno kick) (2:58)

THIRD QUARTER
EIU - Drake 90 pass from Whitlow (Bruno kick) (12:45)
TTU - Vanlier 37 run (Arnold kick) (5:46)
EIU - Drake 8 pass from Whitlow (Bruno kick) (1:31)

FOURTH QUARTER
EIU - Bruno 23 field goal (3:37)

TEAM STATS .....EIU ..... TTU

First Downs	24	13
Rushes-Yards	49-301	50-150
Passing-Yards	297	89
Comp-Att-Int	19-25-1	10-20-1
Total Offense	598	239
Fumbles-Lost	4-3	1-1
Penalties-Yards	4-30	3-13
Int Returns-Yards-TD	1-0-0	1-3-0
Time of Possession	27:12	32:48
Sacks-Yards	1-3	0-0

LEADERS

RUSHING (No-Yds-TD)
EIU - Little (19-92-0), Duncan (12-72-0), Bruno (1-63-0)
TTU - Vanlier (9-61-1), Stone (24-35-0)

PASSING (Att-Cmp-Int-Yds-TD)
EIU - Whitlow (24-19-1-297-4)
TTU - Stone (17-9-1-85-0)

RECEIVING (No -Yds -TD)
EIU - Drake (6-153-3), Bravo-Brown (4-25-0)
TTU - Matthews (3-37-0), Wilson (2-21-0)

DEFENSE (Tackles - Solo, Assist, TFL)
EIU - Grugier-Hill (7-12-4), Delphonse (2-7-0.5)
TTU - Thompson (4-7-0), Tallant (3-8-0.5)

RECAP

Eastern Illinois was steady on offense all day marching the ball for 598 yards of total offense during a 41-10 win over Tennessee Tech. Jalen Whitlow passed 297 yards and four touchdowns connecting with Adam Drake on three of the touchdown tosses. The two players combined for a 90-yard strike in the third quarter, the second longest touchdown pass in school history. EIU rushed for 301 yards with Shepard Little going for 92 on the ground. On defense the Panthers forced two turnovers while limiting TTU to just 239 yards of total offense. Kamu Grugier-Hill made a game high 19 tackles with four for loss while picking off a pass in the end zone to end a Golden Eagles drive.



GAME 10 - November 8, 2014

Murray State 26
Eastern Illinois 48

Charleston, Ill.
O'Brien Field (3,693)

Scoring	1	2	3	4	Final
Murray State	6	14	0	6	26
Eastern Illinois	**21**	**14**	**6**	**7**	**48**

FIRST QUARTER
EIU - Little 24 run (Bruno kick) (12:35)
EIU - LePak 2 pass from Whitlow (Bruno kick) (6:52)
EIU - Drake 46 pass from Whitlow (Bruno kick) (2:49)
MUR - Davis 8 pass from Humphries (rush failed) (1:12)

SECOND QUARTER
EIU - Duncan 19 run (Bruno kick) (11:55)
MUR - Harris 100 kick return (Greifenkamp kick) (11:40)
MUR - Griffin 9 pass from Humphries (Greifenkamp kick) (3:17)
EIU - Duncan 7 run (Bruno kick) (0:48)

THIRD QUARTER
EIU - Drake 16 pass from Whitlow (Bruno kick) (6:42)

FOURTH QUARTER
EIU - Whitlow 1 run (Bruno kick) (11:06)
MUR - Bennett 6 run (rush failed) (4:57)

TEAM STATS .....EIU .....MUR

First Downs	36	25
Rushes-Yards	65-342	29-93
Passing-Yards	312	390
Comp-Att-Int	27-39-0	34-47-2
Total Offense	654	483
Fumbles-Lost	1-1	1-1
Penalties-Yards	9-64	5-42
Int Returns-Yards-TD	2-17-0	0-0-0
Time of Possession	35:38	24:22
Sacks-Yards	1-4	1-7

LEADERS

RUSHING (No-Yds-TD)
EIU - Duncan (30-171-2), Lera (11-79-0), Little (8-57-1)
TTU - Harris (10-47-0), Bennett (2-17-1)

PASSING (Att-Cmp-Int-Yds-TD)
EIU - Whitlow (37-27-0-312-3)
TTU - Humphries (38-29-2-306-2), Bennett (9-5-0-84-0)

RECEIVING (No -Yds -TD)
EIU - Drake (11-176-2), LePak (7-71-1)
TTU - Harness (9-112-0), Davis (4-108-1)

DEFENSE (Tackles - Solo, Assist, TFL)
EIU - Speller (7-3-0), Gristick (6-4-0.5), Goodman (4-5-1.5)
TTU - Jackson (8-9-1.5), Taylor (8-3-1), Wade (9-1-0)

RECAP

Eastern Illinois jumped out to a 21-0 lead as the Panthers ran 104 plays accumulating 654 yards of total offense. The 104 plays are the third most in school history while the 654 yards are the eighth best single game effort. Taylor Duncan rushed for 171 yards and two touchdowns with his second score coming with 48 seconds left in the first half to give EIU a 35-20 lead. Jalen Whitlow threw for a career high 312 yards and three touchdowns while rushing in for another score. Adam Drake had 11 catches for 176 yards and two touchdowns. The defense forced three turnovers including interceptions by Adam Gristick and Darnell Lee. Gristick and Vince Speller each had ten tackles.



GAME 11 - November 15, 2014

Eastern Illinois 20
Jacksonville State 27

Jacksonville, Ala.
Burgess-Snow Stadium (14,196)

Scoring	1	2	3	4	Final
Eastern Illinois	7	0	10	3	20
Jacksonville State	**7**	**13**	**0**	**7**	**27**

FIRST QUARTER
JSU - Barge 59 pass from Jenkins (Rouleau kick) (13:21)
EIU - Whitlow 19 run (Bruno kick) (1:37)

SECOND QUARTER
JSU - Rouleau 22 field goal (10:29)
JSU - Rouleau 40 field goal (5:54)
JSU - James 8 run (Rouleau kick) (2:30)

THIRD QUARTER
EIU - Bruno 41 field goal (11:21)
EIU - Duncan 2 run (Bruno kick) (5:59)

FOURTH QUARTER
JSU - Jackson 27 interception return (Rouleau kick) (11:33)
EIU - Bruno 20 field goal (8:31)

TEAM STATS .....EIU .....JSU

First Downs	17	22
Rushes-Yards	36-150	50-166
Passing-Yards	154	288
Comp-Att-Int	17-37-2	18-35-0
Total Offense	304	454
Fumbles-Lost	3-0	3-1
Penalties-Yards	5-43	6-75
Int Returns-Yards-TD	0-0-0	2-34-1
Time of Possession	27:59	32:01
Sacks-Yards	1-6	1-6

LEADERS

RUSHING (No-Yds-TD)
EIU - Whitlow (14-78-1), Little (9-49-0), Duncan (6-22-1)
JSU - James (26-112-2), Pope (7-28-0)

PASSING (Att-Cmp-Int-Yds-TD)
EIU - Whitlow (29-15-2-137-0), Manley (7-2-0-17-0)
JSU - Jenkins (35-18-0-288-1)

RECEIVING (No -Yds -TD)
EIU - Drake (5-22-0), LePak (4-60-0)
JSU - Barge (8-153-1), Gonzalez (7-113-0)

DEFENSE (Tackles - Solo, Assist, TFL)
EIU - Grugier-Hill (6-5-0.5), L. Taylor (4-7-1.5)
JSU - Carlisle (5-5-1.5), Endress (4-6-1.5)

RECAP

Eastern Illinois put together a second half rally but fell a touchdown short at No. 3 Jacksonville State losing 27-20. EIU trailed 20-7 at the half but cut the JSU lead to 20-17 in the third quarter on a 41-yard field goal by Nick Bruno and 2-yard touchdown run by Taylor Duncan. EIU had possession in the fourth quarter as Darius Jackson intercepted a pass and raced 27-yards for a score to give JSU it's only points of the second half. That touchdown proved to be the difference as EIU scored on a 20-yard Nick Bruno field goal and gave the ball up on downs in the final two minutes of the fourth quarter. The loss eliminated EIU from the OVC Championship race. Kamu Grugier-Hill and Laquesse Taylor led the Panthers with 11 tackles each.



GAME 12 - November 22, 2014

UT Martin 37
Eastern Illinois 16

Charleston, Ill.
O'Brien Field (2,170)

Scoring	1	2	3	4	Final
UT Martin	**10**	**14**	**13**	**0**	**37**
Eastern Illinois	9	0	0	7	16

FIRST QUARTER
EIU - Little 70 run (kick failed) (14:22)
UTM - Neal 45 run (Redditt kick) (12:17)
EIU - Bruno 21 field goal (5:20)
UTM - Redditt 25 field goal (0:18)

SECOND QUARTER
UTM - Wright 13 pass from Favre (Redditt kick) (1:20)
UTM - Axline 44 pass from Favre (Redditt kick) (0:05)

THIRD QUARTER
UTM - Redditt 22 field goal (12:55)
UTM - Fair 3 run (Redditt kick) (9:36)
UTM - Redditt 52 field goal (1:07)

FOURTH QUARTER
EIU - Drake 3 pass from Manley (Bruno kick) (12:01)

TEAM STATS .....EIU .....UTM

First Downs	21	20
Rushes-Yards	28-183	50-308
Passing-Yards	290	150
Comp-Att-Int	26-50-1	9-21-0
Total Offense	473	458
Fumbles-Lost	1-1	3-0
Penalties-Yards	7-89	6-45
Int Returns-Yards-TD	0-0-0	1-0-0
Time of Possession	24:11	35:49
Sacks-Yards	0-0	3-14

LEADERS

RUSHING (No-Yds-TD)
EIU - Little (13-137-1), Lera (3-30-0), Duncan (5-21-0)
UTM - Toure (28-158-0), Garland (11-56-0)

PASSING (Att-Cmp-Int-Yds-TD)
EIU - Manley (50-26-1-290-1)
UTM - Favre (13-7-0-110-2), Neal (8-2-0-40-0)

RECEIVING (No -Yds -TD)
EIU - Drake (11-146-1), Bravo-Brown (4-38-0)
UTM - Tanner (3-52-0), Garland (2-7-0)

DEFENSE (Tackles - Solo, Assist, TFL)
EIU - Grugier-Hill (7-5-1), Fanti (8-0-3), Haynes (4-4-0)
UTM - Hagens (5-2-0), Fears-Perez (5-2-0.5)

RECAP

Eastern Illinois scored on its first drive as Shepard Little raced for a 70-yard touchdown on the second play from scrimmage. UT Martin answered with a quick touchdown and was able to pull away from EIU on the Panthers senior day game. Adam Drake caught 11 passes for 146 yards and one touchdown in his final collegiate game. Andrew Manley, who started for injured quarterback Jalen Whitlow, passed for 290 yards going 26-of-50. Kame Grugier-Hill led the Panthers defense with 12 tackles. UTM scored 14 points in the second quarter with both touchdowns coming in the final 1:20 of the half. The Skyhawks tacked on two field goals and a touchdown in the third. Nick Bruno made two field goals for the Panthers.

THE 2015 SCHEDULE

Opp.	Sept. 5	Sept. 12	Sept. 19	Sept. 26	Oct. 3	Oct. 10	Oct. 17	Oct. 24	Oct. 31	Nov. 7	Nov. 14	Nov. 21	Nov. 28	
Western Illinois	EIU Panthers (Sept. 3)	at Illinois	at Coastal Carolina		Southern Illinois	South Dakota	at Northern Iowa	at Illinois State	Youngstown State	at North Dakota State	at Indiana State	South Dakota State		
Northwestern	Stanford	EIU Panthers	at Duke	Ball State	Minnesota	at Michigan	Iowa	at Nebraska		Penn State	Purdue	at Wisconsin	vs. Illinois (Chicago)	
Illinois State	at Iowa	Morgan State	at EIU Panthers		Northern Iowa	at Youngstown State	at Missouri State	Western Illinois	Indiana State	at South Dakota State	at Southern Illinois	South Dakota		
Mercer	Mercer	at Southern Miss	at Vanderbilt	at Eastern Kentucky	EIU Panthers	at Murray State	UT Martin	Jacksonville State	at Tennessee State	Southeast Missouri	at Tennessee Tech			
Missouri	at Missouri	Southern Illinois	at Indiana State	Shorter Univ.	Murray State	at EIU Panthers	Eastern Kentucky		Tennessee Tech	at Austin Peay	at Jacksonville State	UT Martin		
Tennessee State	Alabama State (Sept. 6)	vs. Jackson State (Memphis)	at Jacksonville State	at Florida A&M		at UT Martin	EIU Panthers	at Eastern Kentucky	Austin Peay	Murray State		at Tennessee Tech		
Tennessee Tech	at Houston	at Wofford	Mercer	at Murray State	UT Martin	at Eastern Kentucky (Oct. 8)	Jacksonville State	at EIU Panthers	at Southeast Missouri		Austin Peay	Tennessee State		
Murray State	Kentucky Wesleyan (Sept. 3)	at Northern Illinois	at Western Michigan	Tennessee Tech	at Southeast Missouri	Austin Peay		at UT Martin	EIU Panthers	at Tennessee State	Eastern Kentucky	at Jacksonville State		
Chattanooga	at Chattanooga	at Auburn	Tennessee State	at UT Martin	Mississippi Valley State		at Tennessee Tech	at Austin Peay	Eastern Kentucky	at EIU Panthers	Southeast Missouri	Murray State		
Ole Miss	at Mississippi	Bethel (Sept. 10)		Jacksonville State	at Tennessee Tech	Tennessee State	at Austin Peay	Murray State	at Arkansas	at Eastern Kentucky	EIU Panthers	at Southeast Missouri		
Valparaiso	Valparaiso (Sept. 3)	at NC State		Austin Peay	at Kentucky	Tennessee Tech (Oct. 8)	at Southeast Missouri	Tennessee State	at Jacksonville State	UT Martin	at Murray State	at EIU Panthers		

FUTURE EASTERN ILLINOIS FOOTBALL SCHEDULES
(schedules subject to change)

2016 Schedule

Sept. 1	**Western Illinois**
Sept. 10	at Miami (Ohio)
Sept. 19	at Illinois State
Sept. 24	*** Austin Peay**
Oct. 1	* at Southeast Missouri
Oct. 8	*** Tennessee State**
Oct. 15	* at Tennessee Tech
Oct. 22	*** Murray State**
Oct. 29	* at Jacksonville State
Nov. 5	*** UT Martin**
Nov. 19	* at Eastern Kentucky
Nov. 26	FCS Playoffs

* OVC Game
Home Games in Bold

2017 Schedule

Sept. 2	TBA
Sept. 9	TBA
Sept. 16	**Illinois State**
Sept. 23	*** Southeast Missouri**
Sept. 30	* at Tennessee State
Oct. 7	*** Tennessee Tech**
Oct. 14	* at Murray State
Oct. 21	*** Jacksonville State**
Oct. 28	* at UT Martin
Nov. 4	*** Eastern Kentucky**
Nov. 18	* at Austin Peay
Nov. 25	FCS Playoffs

* OVC Game
Home Games in Bold

2018 Schedule

Sept. 1	TBA
Sept. 8	TBA
Sept. 15	at Illinois State
Sept. 22	*** Tennessee State**
Sept. 29	* at Tennessee Tech
Oct. 6	*** Murray State**
Oct. 13	* at Jacksonville State
Oct. 20	*** UT Martin**
Nov. 27	* at Eastern Kentucky
Nov. 10	*** Austin Peay**
Nov. 17	* at Southeast Missouri
Nov. 24	FCS Playoffs

* OVC Game
Home Games in Bold

Game 1 - Western Illinois Leathernecks
Football S.I.D. (E-Mail) ..... Patrick Osterman (pr-osterman@wiu.edu)
Phone / Press Box Phone ..... (309) 298-1133 / (309) 298-1133
Stadium ..... Hanson Field (16,368)
Website ..... goleathernecks.com
Twitter ..... @WIUAthletics

Game 2 - Northwestern Wildcats
Football S.I.D. (E-Mail) ..... Paul Kennedy (pkennedy@northwestern.edu)
Phone / Press Box Phone ..... (847) 467-2028 / (847) 491-8835
Stadium ..... Ryan Field (47,330)
Website ..... nusports.com
Twitter ..... @NU_Sports

Game 3 - Illinois State Redbirds
Football S.I.D. (E-Mail) ..... Mike Williams (mcwilli@ilstu.edu)
Phone / Press Box Phone ..... (309) 438-7748 / (309) 438-2272 or 2280
Stadium ..... Hancock Stadium (13,391)
Website ..... goredbirds.com
Twitter ..... @ISURedbirds

Game 4 - Austin Peay Governors
Football S.I.D. (E-Mail) ..... Brad Kirtley (kirtleyb@apsu.edu)
Phone / Press Box Phone ..... (931) 221-7561 / (931) 221-7406
Stadium ..... Governors Stadium (10,000)
Website ..... apsugovernors.com
Twitter ..... @LetsGoPeay

Game 5 - Southeast Missouri Redhawks
Football S.I.D. (E-Mail) ..... Jeff Honza (jhonza@semo.edu)
Phone / Press Box Phone ..... (573) 651-2933 / (573) 651-2191
Stadium ..... Houck Stadium (10,000)
Website ..... gosoutheast.com
Twitter ..... @GoSoutheast

Game 6 - Tennessee State Tigers
Football S.I.D. (E-Mail) ..... Jose Garcia (jgarcia1@tsu.edu)
Phone / Press Box Phone ..... (615) 963-5674 / (615) 565-4450
Stadium ..... W.J. Hale Stadium (15,000) and LP Field (69,143)
Website ..... tsutigers.com
Twitter ..... @TSU_Tigers

Game 7 - Tennessee Tech Golden Eagles
Football S.I.D. (E-Mail) ..... Rob Schabert (rschabert@tntech.edu)
Phone / Press Box Phone ..... (931) 372-3088 / (931) 372-6030 or 6031
Stadium ..... Tucker Stadium (16,500)
Website ..... ttusports.com
Twitter ..... @TTUGoldenEagles

Game 8 - Murray State Racers
Football S.I.D. (E-Mail) ..... Parker Griffith (pgriffith2@murraystate.edu)
Phone / Press Box Phone ..... (270) 809-3351 / (270) 809-6811
Stadium ..... Roy Stewart Stadium (16,800)
Website ..... goracers.com
Twitter ..... @MSURacers

Game 9 - Jacksonville State Gamecocks
Football S.I.D. (E-Mail) ..... Greg Seitz (gseitz@jsu.edu)
Phone / Press Box Phone ..... (256) 782-5279 / (256) 782-5585 or 5586
Stadium ..... Paul Snow Memorial Stadium (24,000)
Website ..... jsugamecocksports.com
Twitter ..... @JSUGamecocks

Game 10 - UT Martin Skyhawks
Football S.I.D. (E-Mail) ..... Alex Boggis (daboggis@utm.edu)
Phone / Press Box Phone ..... (731) 881-7632 / (731) 881-7694
Stadium ..... Hardy M. Graham Stadium (7,500)
Website ..... utmsports.com
Twitter ..... @UTMSports

Game 11 - Eastern Kentucky Colonels
Football S.I.D. (E-Mail) ..... Kevin Britton (kevin.britton@eku.edu)
Phone / Press Box Phone ..... (859) 622-6170 / (859) 622-2226
Stadium ..... Roy Kidd Stadium (20,000)
Website ..... ekusports.com
Twitter ..... @EKUSports

Ohio Valley Conference
Football S.I.D. (E-Mail) ..... Kyle Schwartz (kschwartz@ovc.org)
Phone ..... (615) 690-6685
Website ..... ovcsports.com
Twitter ..... @OVCSports

GAME 1... at Western Illinois

6 pm (CST) / September 3, 2015 ..... **Hanson Field / Macomb, Ill.**

School / Location ..... Western Illinois University / Macomb, Illinois
Year Founded / Enrollment ..... 1899 / 11,458
Nickname / Colors ..... Leathernecks / Purple & Gold
Stadium / Capacity / Turf ..... Hanson Field (16,368) / Matrix Turf
Conference / Affiliation ..... Missouri Valley Conference / NCAA FCS

Head Coach ..... Bob Nielson (Wartburg College, 1982)
Western Illinois Record / Years 9-15 (2)
Career Record / Years 179-74-1 (22)
Football Office ..... (309) 298-1222

Sports Information (Football Contact) ..... Patrick Osterman
Email ..... pr-osterman@wiu.edu
SID Phone / Press Box Phone ..... (309) 298-1133 / (309) 298-1133
Website ..... goleathernecks.com
Twitter ..... @WIUFootball

All-Time Series Numbers ..... WIU leads 40-21-4
Longest EIU Win Streak / Years 5 (1980-84)
Longest SDSU Win Streak / Years ..... 6 (1955-60 & 1969-74)

2014 Record (Conference/Finish) ..... 5-7 (3-5 / T7th)
Letterwiners Returning/Lost ..... 41 / 15
Starters Returning/Lost ..... 16 / 7

2015 SCHEDULE

Sept	**3**	**EASTERN ILLINOIS**
	12	at Illinois
	19	at Coastal Carolina
Oct	3	Southern Illinois •
	10	South Dakota •
	17	at Northern Iowa •
	24	at Illinois State •
	31	Youngstown State •
Nov	7	at North Dakota State •
	14	at Indiana State •
	21	South Dakota State •

• Missouri Valley Conference Game

ALL-TIME EIU/WIU SERIES HISTORY

1930	**H**	**EIU**	**23-0**	**1968**	**A**	**EIU**	**14-8**
1934	**H**	**EIU**	**7-3**	1969	H	WIU	6-44
1935	A	WIU	0-3	1970	A	WIU	14-31
1936	H	WIU	2-6	1971	H	WIU	6-14
1937	A	WIU	0-31	1972	A	WIU	13-42
1938	H	WIU	0-18	1973	H	WIU	13-56
1939	A	WIU	7-20	1974	A	WIU	3-28
1940	**H**	**EIU**	**20-7**	1975	H	Tie	3-3
1941	A	WIU	0-25	1976	A	WIU	10-14
1942	H	WIU	0-45	1977	H	WIU	14-28
1944	**H**	**EIU**	**12-0**	**1978**	**A**	**EIU**	**40-12**
1945	A	Tie	6-6	1979	H	WIU	7-10
1946	**H**	**EIU**	**20-12**	**1980**	**A**	**EIU**	**37-7**
1947	**H**	**EIU**	**19-0**	**1981**	**H**	**EIU**	**20-8**
1948	**A**	**EIU**	**7-0**	**1982**	**A**	**EIU**	**31-7**
1949	H	WIU	0-14	**1983**	**H**	**EIU**	**20-0**
1950	H	WIU	0-13	**1984**	**A**	**EIU**	**14-0**
1951	H	Tie	21-21	1985	H	WIU	20-34
1952	H	WIU	6-7	**1986**	**A**	**EIU**	**37-3**
1953	H	WIU	12-19	1987	H	WIU	12-21
1954	A	Tie	13-13	1988	A	WIU	8-45
1955	H	WIU	7-13	**1989**	**H**	**EIU**	**31-5**
1956	A	WIU	14-58	**1990**	**A**	**EIU**	**27-17**
1957	H	WIU	13-21	1991	H	WIU	15-16
1958	A	WIU	0-34	1992	A	WIU	24-28
1959	H	WIU	8-28	1993	H	WIU	14-28
1960	A	WIU	6-43	1994	A	WIU	13-23
1961	**H**	**EIU**	**14-0**	**1995**	**H**	**EIU**	**20-17**
1962	A	WIU	0-44	1996	H	WIU	7-10
1963	H	WIU	7-22	1997	A	WIU	0-41
1964	A	WIU	14-30	2002 ^	A	WIU	9-48
1965	H	WIU	8-28				
1966	**A**	**EIU**	**16-6**				
1967	H	WIU	7-12				

....^ FCS Playoff Game

GAME 2... at Northwestern

3 pm (CST) / September 12, 2015 / ESPN News
Ryan Field / Evanston, Ill.

School / Location	Northwestern University / Evanston, Ill.
Year Founded / Enrollment	1851 / 8,367
Nickname / Colors	Wildcats / Purple and White
Stadium / Capacity / Turf	Ryan Field (47,330) / Grass
Conference / Affiliation	Big Ten / NCAA FBS
Head Coach	Pat Fitzgerald (Northwestern, 1997)
Northwestern Record / Years	60-53 (9)
Career Record / Years	Same
Football Office	(847) 467-2028
Sports Information (Football Contact)	Paul Kennedy
Email	pkennedy@northwestern.edu
SID Office Phone / Press Box	(847) 467-2028 / (847) 491-8835
Website	nusports.com
Twitter	@NU_Sports
All-Time Series Numbers	2nd meeting / NU leads 1-0
Longest EIU Win Streak / Years	none
Longest NU Win Streak / Years	1 (2011)
2014 Record (Conference/Finish)	5-7 (3-5 / T5th Big Ten West)
Letterwiners Returning/Lost	62 / 20
Starters Returning/Lost	16 / 8

2015 SCHEDULE

Sept	5	Stanford
	12	**EASTERN ILLINOIS**
	19	at Duke
	26	Ball State
Oct	3	Minnesota •
	10	at Michigan •
	17	Iowa •
	24	at Nebraska •
Nov	7	Penn State •
	14	Purdue •
	21	at Wisconsin •
	28	vs. Illinois (in Chicago)

• Big Ten Conference Game

GAME 3... ILLINOIS STATE

12 pm (CST) / September 19, 2015 / WCIA-TV
O'Brien Field / Charleston, Ill. / 104th Mid-America Classic

School / Location	Illinois State University / Normal, Ill.
Year Founded / Enrollment	1857 / 20,271
Nickname / Colors	Redbirds / Red & White
Stadium / Capacity / Turf	Hancock Stadium (13,391) / AstroPlay
Conference / Affiliation	Missouri Valley / NCAA FCS
Head Coach	Brock Spack (Purdue, 1983)
Illinois State Record / Years	46-26 (6)
Career Record / Years	Same
Football Office	(309) 438-8671
Sports Information (Football Contact)	Mike Williams
Email	mcwilli@ilstu.edu
SID Office Phone / Press Box	(309) 438-7748 / (309 438-2272 or 2280)
Website	goredbirds.com
Twitter	@ISURedbirds
All-Time Series Numbers	104th meeting / ILST leads 53-41-9
Longest EIU Win Streak / Years	8 (1924-31)
Longest ISU Win Streak / Years	7 (1967-73)
2014 Record (Conference/Finish)	13-2 (7-1 / T1st MVC) - FCS Champ Game
Letterwiners Returning/Lost	40 / 20
Starters Returning/Lost	11 / 11

2015 SCHEDULE

Sept	5	at Iowa
	12	Morgan State
	13	**AT EASTERN ILLINOIS**
Oct	3	Northern Iowa •
	10	at Youngstown State •
	17	at Missouri State •
	24	Western Illinois •
	31	Indiana State •
Nov	7	at South Dakota State •
	14	at Southern Illinois •
	21	South Dakota •

• Missouri Valley Conference Game

ALL-TIME EIU/NU SERIES HISTORY

2011 ..... NU ..... A 21-42

ALL-TIME EIU/ISU SERIES HISTORY

1901 ..... EIU 28-0	1946 ..... ISU ..... H... 13-26	1981 ..... ISU ..... A..... 3-25
1905 ..... ISU ..... H..... 4-6	**1947 ..... EIU ..... H 13-6**	**1982 ..... EIU ..... H .. 27-14**
1906 ..... EIU ..... H.....11-6	**1948 ..... EIU ..... A 13-7**	**1983 ..... EIU ..... A 38-7**
1907 ..... Tied ..... A..... 6-6	**1949 ..... EIU ..... H..... 7-6**	1984 ..... ISU ..... H... 21-34
1908 ..... ISU ..... A..... 0-31	1950 ..... ISU ..... A... 21-23	**1985 ..... EIU ..... H .. 21-14**
1912 ..... EIU ..... A 32-3	1951 ..... Tied ..... A... 28-28	1986 ..... ISU ..... A... 20-23
1913 ..... EIU ..... H..... 26-7	1952 ..... ISU ..... H... 26-27	**1987 ..... EIU ..... H 15-9**
1914 ..... EIU ..... A..... 13-6	1953 ..... ISU ..... A..... 0-20	**1988 ..... EIU ..... A 16-7**
1915 ..... Tied ..... H..... 0-0	1954 ..... ISU ..... H..... 7-13	**1989 ..... EIU ..... H .. 14-13**
1916 ..... EIU ..... A 24-7	1955 ..... ISU ..... A... 13-16	1990 ..... ISU ..... A..... 7-28
1917 ..... EIU ..... H..... 13-7	**1956 ..... EIU ..... H 14-6**	**1991 ..... EIU ..... H .. 37-28**
1920 ..... ISU ..... A..... 7-20	1957 ..... ISU ..... A..... 7-39	1992 ..... ISU ..... A..... 7-48
1921 ..... ISU ..... A..... 3-42	**1958 ..... EIU ..... H .. 20-12**	1993 ..... Tied ..... H... 17-17
1922 ..... Tied ..... H..... 0-0	1959 ..... Tied ..... A..... 6-6	**1994 ..... EIU ..... A .. 16-13**
1923 ..... ISU ..... A..... 0-13	1960 ..... ISU ..... H..... 6-26	**1995 ..... EIU ..... H .. 31-10**
1924 ..... EIU ..... H 3-0	1961 ..... ISU ..... A..... 0-18	**1997 ..... EIU ..... A .. 25-14**
1925 ..... EIU ..... A 7-0	1962 ..... ISU ..... H..... 0-6	1998 ..... ISU ..... H... 22-36
1926 ..... EIU ..... H 12-0	**1963 ..... EIU ..... A .. 14-13**	1999 ..... ISU ..... H... 17-24
1927 ..... EIU ..... A 6-0	1964 ..... ISU ..... H... 23-25	2000 ..... ISU 2OT A... 41-44
1928 ..... EIU ..... H 19-0	**1965 ..... EIU ..... A 8-7**	*2001..Cancelled due to 9/11*
1929 ..... EIU ..... A 33-0	1966 ..... Tied ..... H..... 0-0	**2002 ..... EIU ..... H .. 45-10**
1930 ..... EIU ..... H 15-0	1967 ..... ISU ..... H..... 6-28	2003 ..... ISU ..... H... 14-21
1931 ..... EIU ..... A 7-6	1968 ..... ISU ..... A... 14-41	2004 ..... ISU ..... A... 31-35
1932 ..... ISU ..... A..... 0-39	1969 ..... ISU ..... A..... 0-37	2005 ..... ISU ..... H..... 6-27
1933 ..... ISU ..... H..... 6-32	1970 ..... ISU ..... H... 20-29	2006 ..... ISU ..... A... 30-44
1934 ..... ISU ..... A..... 0-13	1971 ..... ISU ..... A..... 6-17	2006 ^.... ISU ..... H... 13-24
1935 ..... ISU ..... H..... 0-13	1972 ..... ISU ..... H....11-38	^ NCAA FCS Playoff
1936 ..... ISU ..... A..... 0-13	1973 ..... ISU ..... A..... 0-17	2007 ..... ISU ..... H... 21-24
1937 ..... Tied ..... H..... 0-0	**1974 ..... EIU ..... H 14-9**	**2008 ..... EIU ..... A... 25-21**
1938 ..... ISU ..... A..... 0-19	1975 ..... ISU ..... H... 13-31	**2009 ..... EIU ..... H..... 31-6**
1939 ..... Tied ..... H..... 0-0	1976 ..... ISU ..... H..... 8-13	2010 ..... ISU ..... A... 23-27
1940 ..... ISU ..... A... 12-30	1977 ..... ISU ..... A..... 0-20	**2011 ..... EIU ..... H... 33-26**
1941 ..... ISU ..... H..... 7-26	**1978 ..... EIU ..... H 42-7**	2012 ..... ISU 2OT A.. 51-54
1942 ..... ISU ..... H..... 0-32	**1979 ..... EIU ..... A 24-0**	**2013 ..... EIU ..... H... 57-24**
1945 ..... ISU ..... A..... 6-12	**1980 ..... EIU ..... H .. 31-14**	2014 ..... ISU ..... A... 15-34

GAME 4... at Austin Peay

4 pm (CST) / October 3, 2015 / OVC Digital Network
Governors Stadium / Clarksville, Tenn.

School / Location ..... Austin Peay State University / Clarksville, Tenn.
Year Founded / Enrollment ..... 1927 / 10,111
Nickname / Colors ..... Governors / Red & White
Stadium / Capacity / Turf ..... Governors Stadium (7,000) / FieldTurf XT
Conference / Affiliation ..... Ohio Valley / NCAA FCS

Head Coach ..... Kirby Cannon (Missouri State, 1981)
Austin Peay Record / Years ..... 1-23 (1-15 OVC) (2)
Career Record / Years 36-109 (13)
Football Office ..... (931) 221-7905

Sports Information (Football Contact) ..... Brad Kirtley
Email ..... kirtleyb@apsu.edu
SID Office Phone / Press Box ..... (931) 221-7561 / (931) 221-7191
Website ..... apsugovernors.com
Twitter ..... @LetsGoPeay

All-Time Series Numbers ..... 16th meeting / EIU leads 12-3
Longest EIU Win Streak / Years ..... 6 (1988-97 & 2009-14)
Longest APSU Win Streak / Years 2 (1958-59)

2014 Record (Conference/Finish) ..... 1-11 (1-7 / T8th OVC)
Letterwiners Returning/Lost ..... 40 / 24
Starters Returning/Lost ..... 16 / 8

AUSTIN PEAY GOVERNORS

2015 SCHEDULE

Sept 5..... Mercer
12..... at Southern Mississippi
19..... at Vanderbilt
26..... at Eastern Kentucky •
Oct **3..... EASTERN ILLINOIS •**
10..... at Murray State •
17..... UT Martin •
24..... Jacksonville State •
31..... at Tennessee State •
Nov 7..... Southeast Missouri •
14..... at Tennessee Tech •

• Ohio Valley Conference Game

ALL-TIME EIU/APSU SERIES HISTORY

1958	APSU	A	6-21
1959	APSU	H	8-12
1988	**EIU**	**H**	**44-0**
1989	**EIU**	**A**	**36-0**
1992	**EIU**	**A**	**14-9**
1995	**EIU**	**A**	**31-13**
1996	**EIU**	**A**	**42-7**
1997	**EIU**	**H**	**42-14**
2008	APSU	H	13-15
2009	**EIU**	**A**	**30-20**
2010	**EIU**	**H**	**28-10**
2011	**EIU**	**A**	**19-10**
2012	**EIU**	**H**	**65-15**
2013	**EIU**	**A**	**63-7**
2014	**EIU**	**H**	**63-7**

GAME 5... SOUTHEAST MISSOURI

1 pm (CST) / October 10, 2015 / ESPN3
O'Brien Field / Charleston, Ill. / Family Weekend

School / Location ..... Southeast Missouri State University / Cape Girardeau, Mo.
Year Founded / Enrollment ..... 1873 / 12,087
Nickname / Colors ..... Redhawks / Red & Black
Stadium / Capacity / Turf ..... Houck Stadium (10,000) / Fieldturf
Conference / Affiliation ..... Ohio Valley / NCAA FCS

Head Coach ..... Tom Matukewicz (Fort Hays State, 1997)
Southeast Missouri Record / Years ..... 5-7 (3-5 OVC) (1)
Career Record / Years 6-7 (2)
Football Office ..... (573) 651-2561

Sports Information (Football Contact) ..... Jeff Honza
Email ..... jhonza@semo.edu
SID Office Phone / Press Box ..... (573) 651-2933 / (573) 651-2191
Website ..... gosoutheast.com
Twitter ..... @GoSoutheast

All-Time Series Numbers ..... 23rd meeting / EIU leads 16-6
Longest EIU Win Streak / Years 6 (2004-09)
Longest SEMO Win Streak / Years ..... 2 (1956-57 / 2010-11)

2014 Record (Conference/Finish) ..... 5-7 (3-5 / T6th OVC)
Letterwiners Returning/Lost ..... 43 / 20
Starters Returning/Lost ..... 16 / 8

SOUTHEAST MISSOURI REDHAWKS

2015 SCHEDULE

Sept 5..... at Missouri
12..... Southern Illinois
19..... at Indiana State
26..... Shorter University
Oct 3..... Murray State •
10..... AT EASTERN ILLINOIS •
17..... Eastern Kentucky •
31..... Tennessee Tech •
Nov 7..... at Austin Peay •
14..... at Jacksonville State •
21..... UT Martin •

• Ohio Valley Conference Game

ALL-TIME EIU/SEMO SERIES HISTORY

1956	SE	A	13-46
1957	SE		0-41
1995	**EIU**	**H**	**34-18**
1996	**EIU**	**A**	**41-21**
1997	**EIU**	**A**	**32-7**
1998	**EIU**	**H**	**35-33**
1999	SE	A	38-45
2000	**EIU**	**H**	**38-9**
2001	**EIU**	**H**	**12-0**
2002	**EIU**	**A**	**44-27**
2003	SE	A	17-30
2004	**EIU**	**H**	**35-28**
2005	**EIU**	**A**	**48-24**
2006	**EIU**	**H**	**21-0**
2007	**EIU**	**A**	**31-16**
2008	**EIU**	**H**	**24-21**
2009	**EIU**	**A**	**23-14**
2010	SE	H	13-28
2011	SE	A	30-37
2012	**EIU**	**H**	**39-20**
2013	**EIU**	**H**	**55-33**
2014	**EIU**	**A**	**52-13**

GAME 6... at Tennessee State

6 pm (CST) / October 17, 2015 / American Sports Network
.....Nissan Stadium / Nashville, Tenn.

School / Location ..... Tennessee State University / Nashville, Tenn.
Year Founded / Enrollment ..... 1912 / 9,165
Nickname / Colors ..... Tigers / Royal Blue & White
Stadium / Capacity / Turf ..... Nissan Stadium (69,143) / Grass
Conference / Affiliation ..... Ohio Valley / NCAA FCS

Head Coach ..... Ron Reed (Tennessee State, 1989)
Tennessee State Record / Years ..... 32-27 (17-21 OVC) - (5)
Career Record / Years ..... Same
Football Office ..... (615) 963-5674

Sports Information (Football Contact) ..... Jose Garcia
Email ..... jgarcia1@tnstate.edu
SID Office Phone / Press Box ..... (615) 963-5674 / (615) 565-4450
Website ..... tsutigers.com
Twitter ..... @TSU_Tigers

All-Time Series Numbers ..... 19th meeting / EIU leads 11-7
Longest EIU Win Streak / Years 4 (2004-07)
Longest TSU Win Streak / Years 3 (1982, 1998-99)

2014 Record (Conference/Finish) ..... 6-6 (3-5 T6th OVC)
Letterwiners Returning/Lost ..... 58 / 29
Starters Returning/Lost ..... 10 / 12

2015 SCHEDULE

Sept 6..... Alabama State
12..... vs. Jackson State
19..... at Jacksonville State •
26..... at Florida A&M
Oct 10..... at UT Martin •
17..... EASTERN ILLINOIS •
24..... at Eastern Kentucky •
31..... Austin Peay •
Nov 7..... Murray State •
21..... at Tennessee Tech •

• Ohio Valley Conference Game

ALL-TIME EIU/TSU SERIES HISTORY

1982* ^ ..... TSU ..... A 19-20
... ^ *NCAA I-AA Quarterfinal* ^
1998 ..... TSU ..... H 21-27
1999 ..... TSU ..... A 25-43
2000 ..... EIU ..... H 33-19
2001 ..... EIU ..... H 52-49
2002 ..... EIU ..... A 54-48
2003 ..... TSU ..... A 14-24
2004 ..... EIU ..... H 34-24
2005 ..... EIU ..... A 27-3
2006 ..... EIU ..... H 29-3
2007 ..... EIU ..... A 38-35
2008 ..... TSU ..... A 24-45
2009 ..... TSU ..... H 10-21
2010 ..... EIU ..... A ..... 31-28 ot
2011 ..... TSU ..... H 17-18
2013 ..... EIU ..... A 34-16
2013 ^ ..... EIU ..... H 51-10
... ^ *FCS 2nd Round*
2014 ..... EIU ..... H 28-3

** - later forfeited by the NCAA due to ineligible TSU player*

GAME 7... TENNESSEE TECH

1 pm (CST) / October 24, 2015 / OVC Digital Network.....
.....O'Brien Field / Charleston, Ill. / Homecoming

School / Location ..... Tennessee Tech University / Cookeville, Tenn.
Year Founded / Enrollment ..... 1915 / 11,385
Nickname / Colors ..... Golden Eagles / Purple & Gold
Stadium / Capacity / Turf ..... Tucker Stadium (16,500) / Turf
Conference / Affiliation ..... Ohio Valley / NCAA FCS

Head Coach ..... Watson Brown (Vanderbilt, 1973)
Tennessee Tech Record / Years ..... 38-53 (25-39 OVC) - (8)
Career Record / Years ..... 132-204-1 (32-45 OVC) - (30)
Football Office ..... (931) 372-3920

Sports Information (Football Contact) ..... Rob Schabert
Email ..... rschabert@tntech.edu
SID Office Phone / Press Box ..... (931) 372-3088 / (931) 372-6030
Website ..... www.ttusports.com
Twitter ..... @TTUGoldenEagles

All-Time Series Numbers ..... 22nd meeting / EIU leads 15-6
Longest EIU Win Streak / Years 5 (2005-09)
Longest TTU Win Streak / Years ..... 2 (1975-76 / 2010-11)

2014 Record (Conference/Finish) ..... 5-7 (4-4 / 5th OVC)
Letterwiners Returning/Lost ..... 51 / 22
Starters Returning/Lost ..... 19 / 4

2015 SCHEDULE

Sept 5..... at Houston
12..... at Wofford
19..... Mercer
26..... at Murray State •
Oct 3..... UT Martin •
8..... at Eastern Kentucky •
17..... Jacksonville State •
24..... AT EASTERN ILLINOIS •
31..... at Southeast Missouri •
Nov 14..... Austin Peay •
21..... Tennessee State •

• Ohio Valley Conference Game

ALL-TIME EIU/TTU SERIES HISTORY

1975 ..... TTU ..... A 0-37
1976 ..... TTU ..... H 14-41
1996 ..... EIU ..... A 35-27
1997 ..... EIU ..... A 10-7
1998 ..... EIU ..... H 13-6
1999 ..... TTU ..... H 7-14
2000 ..... EIU ..... A 27-16
2001 ..... EIU ..... H 44-33
2002 ..... EIU ..... A 35-28
2003 ..... EIU ..... H 37-10
2004 ..... TTU ..... A ..... 37-40 (ot)
2005 ..... EIU ..... H 31-20
2006 ..... EIU ..... A 38-14
2007 ..... EIU ..... H 45-24
2008 ..... EIU ..... A 38-20
2009 ..... EIU ..... H 23-15
2010 ..... TTU ..... A 20-34
2011 ..... TTU ..... H 20-31
2012 ..... EIU ..... A 31-24
2013 ..... EIU ..... H 56-21
2014 ..... EIU ..... A 41-10

#LEGIONOFBLUE #EIUBLEEDBLUE 2015 EASTERN ILLINOIS PANTHER FOOTBALL

GAME 8... at Murray State

1 pm (CST) / October 31, 2015 / OVC Digital Network
O'Brien Field / Charleston, Ill.

School / Location ..... Murray State University / Murray, Ky.
Year Founded / Enrollment ..... 1922 / 11,207
Nickname / Colors ..... Racers / Navy & Gold
Stadium / Capacity / Turf ..... Stewart Stadium (16,800) / Field Turf
Conference / Affiliation ..... Ohio Valley / NCAA FCS

Head Coach ..... Mitch Stewart (Valdosta State, 2005)
Murray State Record / Years ..... First year
Career Record / Years ..... Same
Football Office ..... (270) 809-6181

Sports Information (Football Contact) ..... Parker Griffith
Email ..... pgriffith2@murraystate.edu
SID Office Phone / Press Box ..... (270) 809-3351 / (270) 809-6811
Website ..... goracers.com
Twitter ..... @MSURacers

All-Time Series Numbers ..... 31st meeting / EIU leads 17-13
Longest EIU Win Streak / Years 7 (2003-09)
Longest MSU Win Streak / Years ..... 5 / 1994 & 1996-99

2014 Record (Conference/Finish) ..... 3-9 (1-7 / T8th OVC)
Letterwiners Returning/Lost ..... 58 / 28
Starters Returning/Lost ..... 16 / 7

2015 SCHEDULE

Sept	3	Kentucky Wesleyan
	12	at Northern Illinois
	19	at Western Michigan
	26	Tennessee Tech •
Oct	3	at Southeast Missouri •
	10	Austin Peay •
	24	at UT Martin •
	31	**EASTERN ILLINOIS •**
Nov	7	at Tennessee State •
	14	Eastern Kentucky •
	21	at Jacksonville State •

• Ohio Valley Conference Game

ALL-TIME EIU/MUR SERIES HISTORY

1946	MSU		13-38
1974	MSU	A	0-13
1975	**EIU**	**H**	**14-6**
1977	MSU	A	7-35
1978	**EIU**	**H**	**35-14**
1986 ^	**EIU**	**H**	**28-21**
... ^ *NCAA I-AA First Round*			
1990	MSU	A	10-14
1991	MSU	A	27-28
1992	**EIU**	**H**	**48-9**
1993	**EIU**	**A**	**34-17**
1994	MSU	H	15-31
1996	MSU	H	28-35
1997	MSU	A	17-24
1998	MSU	H	21-35
1999	MSU	A	32-37
2000	**EIU**	**H**	**48-7**
2001	**EIU**	**H**	**37-6**
2002	MSU	A	35-37
2003	**EIU**	**A**	**27-17**
2004	**EIU**	**H**	**24-9**
2005	**EIU**	**A**	**35-28**
2006	**EIU**	**H**	**20-10**
2007	**EIU**	**A**	**27-24**
2008	**EIU**	**H**	**34-6**
2009	**EIU**	**A**	**16-10**
2010	MSU	H	28-38
2011	MSU	A	27-36
2012	**EIU**	**H**	**50-49 (ot)**
2013	**EIU**	**A**	**37-17**
2014	**EIU**	**H**	**48-26**

GAME 9... at Jacksonville State

1 pm (CST) / November 7, 2015 / OVC Digital Network
O'Brien Field / Charleston, Ill.

School / Location ..... Jacksonville State University / Jacksonville, Ala.
Year Founded / Enrollment ..... 1883 / 8,693
Nickname / Colors ..... Gamecocks / Red & White
Stadium / Capacity / Turf .. Snow Memorial Stadium (24,000) / Pro-Grass
Conference / Affiliation ..... Ohio Valley / NCAA FCS

Head Coach ..... John Grass (Jacksonville State, 1990)
Jacksonville State Record / Years ..... 10-2 (8-0 OVC) - (1)
Career Record / Years ..... Same
Football Office ..... (256) 782-5365

Sports Information (Football Contact) ..... Greg Seitz
Email ..... gseitz@jsu.edu
SID Office Phone / Press Box .... (256) 782-5279 / (256) 782-5585 or 5586
Website ..... jsugamecocksports.com
Twitter ..... @JSUGamecocks

All-Time Series Numbers ..... 13th meeting / series tied 6-6
Longest EIU Win Streak / Years 3 (2005-07)
Longest JSU Win Streak / Years ..... 2 (2003-04 / 2010-11)

2014 Record (Conference/Finish) ..... 10-2 (8-0 / 1st OVC) - FCS 2nd Round
Letterwiners Returning/Lost ..... 44 / 20
Starters Returning/Lost ..... 19 / 4

2015 SCHEDULE

Sept	5	at Chattanooga
	12	at Auburn
	19	Tennessee State •
	26	at UT Martin •
Oct	3	Mississippi Valley State
	17	at Tennessee Tech •
	24	at Austin Peay •
	31	Eastern Kentucky •
Nov	**7**	**AT EASTERN ILLINOIS •**
	14	Southeast Missouri •
	21	Murray State •

• Ohio Valley Conference Game

ALL-TIME EIU/JSU SERIES HISTORY

2003	JSU	A	24-36
2004	JSU	H	21-31
2005	**EIU**	**A**	**10-6**
2006	**EIU**	**H**	**28-24**
2007	**EIU**	**A**	**37-23**
2008	JSU	H	10-23
2009	**EIU**	**A**	**28-20**
2010	JSU	H	23-28
2011	JSU	A	21-28
2012	**EIU**	**H**	**31-28**
2013	**EIU**	**H**	**52-14**
2014	JSU	A	20-27

GAME 10... at UT Martin

2 pm (CST) / November 14, 2015 / OVC Digital Network
Graham Stadium / Martin, Tenn.

School / Location ..... University of Tennessee at Martin / Martin, Tenn.
Year Founded / Enrollment ..... 1900 / 7,042
Nickname / Colors ..... Skyhawks / Navy Blue & Orange
Stadium / Capacity / Turf ..... Hardy M. Graham Stadium (7,500) / Fieldturf
Conference / Affiliation ..... Ohio Valley / NCAA FCS

Head Coach ..... Jason Simpson (Southern Mississippi, 1995)
UTM Record / Years ..... 58-45 (45-26 OVC) - (9)
Career Record / Years ..... Same
Football Office ..... (731) 881-7670

Sports Information (Football Contact) ..... Alex Boggis
Email ..... daboggis@utm.edu
SID Office Phone / Press Box ..... (731) 881-7632 / (731) 881-7694
Website ..... utmsports.com
Twitter ..... @UTMSports

All-Time Series Numbers ..... 21st meeting / EIU leads 13-7
Longest EIU Win Streak / Years 9 (1995-2003)
Longest UTM Win Streak / Years 3 (2010-12)

2014 Record (Conference/Finish) ..... 6-6 (5-3 / T3rd OVC)
Letterwiners Returning/Lost ..... 61 / 26
Starters Returning/Lost ..... 12 / 10

2015 SCHEDULE

Sept 5..... at Mississippi
10..... Bethel (Tenn.)
26..... Jacksonville State •
Oct 3..... at Tennessee Tech •
10..... Tennessee State •
17..... at Austin Peay •
24..... Murray State •
31..... at Arkansas
Nov 7..... at Eastern Kentucky •
14..... EASTERN ILLINOIS •
21..... at Southeast Missouri •

• Ohio Valley Conference Game

ALL-TIME EIU/UTM SERIES HISTORY

1995	**EIU**	**H**	**30-22**
1996	**EIU**	**A**	**38-0**
1997	**EIU**	**H**	**42-6**
1998	**EIU**	**A**	**56-35**
1999	**EIU**	**H**	**42-21**
2000	**EIU**	**A**	**42-7**
2001	**EIU**	**A**	**56-16**
2002	**EIU**	**H**	**55-43**
2003	**EIU**	**H**	**29-12**
2004	UTM	A	14-32
2005	**EIU**	**H**	**26-7**
2006	UTM	A	15-9
2007	**EIU**	**H**	**29-23**
2008	UTM	A	26-29
2009	**EIU**	**H**	**49-13**
2010	UTM	A	10-20
2011	UTM	H	23-24
2012	UTM	A	37-51
2013	**EIU**	**A**	**70-22**
2014	UTM	H	16-37

GAME 6... at Eastern Kentucky

5 pm (CST) / Oct. 11, 2014 / OVC Digital Network
Roy Kidd Stadium / Richmond, Ky.

School / Location ..... Eastern Kentucky University / Richmond, Ky.
Year Founded / Enrollment ..... 1906 / 16,454
Nickname / Colors ..... Colonels / Maroon & White
Stadium / Capacity / Turf ..... Roy Kidd Stadium (20,000) / Synthetic Turf
Conference / Affiliation ..... Ohio Valley / NCAA FCS

Head Coach ..... Dean Hood (Ohio Wesleyan, 1986)
Eastern Kentucky Record / Years ..... 49-33 (39-16 OVC) - (7)
Career Record / Years ..... Same
Football Office ..... (859) 622-2146

Sports Information (Football Contact) ..... Kevin Britton
Email ..... kevin.britton@eku.edu
SID Office Phone ..... (859) 622-6170 / (859) 622-2226
Website ..... ekusports.com
Twitter ..... @EKUSports

All-Time Series Numbers ..... 23rd meeting / EKU leads 13-9
Longest EIU Win Streak / Years 4 (1999-2002)
Longest EKU Win Streak / Years 5 (2007-11)

2014 Record (Conference/Finish) ... 9-4 (6-2 / 2nd OVC) - FCS 1st Round
Letterwiners Returning/Lost ..... 43 / 16
Starters Returning/Lost ..... 18 / 6

2015 SCHEDULE

Sept 3..... Valparaiso
12..... at NC State
26..... Austin Peay •
Oct 3..... at Kentucky
8..... Tennessee Tech •
17..... at Southeast Missouri •
24..... Tennessee State •
31..... at Jacksonville State •
Nov 7..... UT Martin •
14..... at Murray State •
21..... AT EASTERN ILLINOIS •

• Ohio Valley Conference Game

ALL-TIME EIU/EKU SERIES HISTORY

1947	EKU		13-14
1948	EKU		14-25
1986 ^	EKU	H	22-24
... ^ *NCAA I-AA Quarterfinal*			
1996	**EIU**	**H**	**45-21**
1997	EKU	H	7-49
1998	EKU	A	24-28
1999	**EIU**	**A**	**20-14**
2000	**EIU**	**H**	**49-6**
2001	**EIU**	**A**	**21-17**
2002	**EIU**	**H**	**25-24**
2003	EKU	A	0-41
2004	EKU	A	6-49
2005	**EIU**	**H**	**53-22**
2006	**EIU**	**A**	**28-21**
2007	EKU	H	21-28
2008	EKU	A	7-20
2009	EKU	H	31-36
2010	EKU	A	7-35
2011	EKU	H	16-48
2012	**EIU**	**A**	**24-7**
2013	**EIU**	**H**	**42-7**
2014	EKU	A	33-36 (ot)



SAVE THE DATE

JANUARY 9, 2016 • FRISCO, TEXAS

Sign up for ticket and event notifications at

NCAA.com/FCS



ALL-TIME RECORD VERSUS ALL OPPONENTS

OPPONENT	W-L-T	LAST
Akron	3-3	1989
Augustana (SD)	1-0	1980
Austin Peay	**12-3**	**2014**
Ball State	3-3	1960
Blackburn	4-1-1	1924
Boise State	0-1	1988
Bradley	0-3-1	1968
Brigham Young	0-1	2005
Butler	3-3	1979
UC Davis	1-0	1978
California (PA)	1-0	2003
Cal Poly	0-1	1980
Cameron (OK)	1-1	1977
Central Arkansas	0-2	2012
Central Florida	0-2	1999
Central Michigan	2-22	2008
Central Missouri	1-6	1976
Central State (OH)	6-2	1995
Delaware	1-0	1978
Delaware State	1-0	1981
Delta State	1-1	1974
Eastern Kentucky	**9-13**	**2014**
Eastern Michigan	5-10	2004
Eastern Washington	1-0	1991
Elmhurst	2-0	1940
Emporia	0-1	1950
Eureka College	2-0	1937
Evansville	3-5	1972
Fairmont College	0-2	1970
Ferris State	6-2-1	1984
Florida Atlantic	2-0	2002
Grand Valley	2-0	1984
Hanover	0-2	1933
Hawai'i	0-3	2006
Hillsdale	0-2	1964
Hope College	0-2	1963
Idaho	1-0	1989
Illinois	0-2	2008
Illinois-Chicago	8-0	1973
Illinois College	1-1	1936
Illinois State	**41-53-9**	**2014**
Illinois Wesleyan	0-5	1948
Indiana Central	5-3	1942
Indiana State	42-37-4	2009
Iowa	0-1	2010
Iowa State	0-1	1991
Jackson State	1-0	1982
Jacksonville State	**6-6**	**2014**
Kalamazoo College	1-1	1955
Kansas	0-1	1985
Kansas State	0-1	2002
Kentucky State	1-0	1982
Kentucky Wesleyan	1-0	2000
Liberty University	3-1	1989
Lincoln College	7-1-1	1928
Lincoln (MO)	0-1	1953
Lock Haven	2-0	1994
Manchester	0-1	1942
Marshall	0-1	1992
McKendree	6-2	1938
McNeese State	0-2	1993
Merom College	2-0	1925
Middle Tennessee	2-1	1998
Millikin	10-19-2	1948
Minnesota	0-1	2014
Missouri	0-1	2003
Missouri-Rolla	2-0	1975
Missouri State	13-5-1	1995
Montana	0-1	1989
Murray State	**17-13**	**2014**
Navy	0-1	1993
North Alabama	1-0	1980
Northeast Missouri	10-6	1987
Northern Colorado	1-0	1980
Northern Illinois	10-25-1	2013
Northern Iowa	6-14-1	1996
Northern Michigan	5-5	1986
Northwestern	**0-1**	**2011**
Northwest Missouri	1-0	1951
NW Louisiana	2-1	1993
Northwood Institute	0-2	1966
Oakland City	5-0	1937
Ohio	0-1	2014
Penn State	0-1	2009
Pittsburg (KS) State	1-0	1996
Purdue	0-1	2007
Quantico Marines	0-1	1972
Quincy College	1-1	1950
Rose-Hulman	7-1-1	1928
Saginaw Valley	1-0	1985
Samford	4-1	2007
San Diego State	1-1	2013
San Jose State	0-1	1987
St. Joseph's (IN)	4-1	1998
St. Viator	3-4	1933
Shurtleff	6-7	1933
South Dakota	3-0	1981
South Dakota State	0-1	2012
Southeast Missouri	**16-6**	**2014**
Southern Illinois	26-42-1	2014
Stephen F. Austin	0-1	1995
UT Martin	**13-7**	**2014**
Tennessee State	**12-7**	**2014**
Tennessee Tech	**15-6**	**2014**
Texas-El Paso	0-1	1994
Toledo	0-2	2000
Towson	0-1	2013
Wayne State	5-2	1979
Western Kentucky	10-5	2000
Western Illinois	**21-40-4**	**2002**
Western Michigan	1-1	2012
Wheaton College	0-2	1937
Winona State	1-0	1986
WI-Milwaukee	3-8	1974
WI-Stevens Point	1-1	1973
Wittenberg	0-1	1960
Youngstown State	4-9	1992

Bold Indicates 2015 Opponent

NCAA FCS Playoffs

2013 (Second Round @ Charleston, Ill.)
Eastern Illinois def. Tennessee State, 51-10

2013 (Quarterfinals @ Charleston, Ill.)
Towson def. Eastern Illinois, 49-39

2012 (First Round @ Brookings, SD)
South Dakota State def. Eastern Illinois, 58-10

2009 (First Round @ Carbondale, Ill.)
Southern Illinois def. Eastern Illinois, 48-7

2007 (First Round @ Carbondale, Ill.)
Southern Illinois def. Eastern Illinois, 30-11

2006 (First Round @ Charleston, Ill.)
Illinois State def. Eastern Illinois, 24-13

2005 (First Round @ Charleston, Ill.)
Southern Illinois def. Eastern Illinois, 21-6

2002 (First Round @ McComb, Ill.)
Western Illinois def. Eastern Illinois, 48-9

2001 (First Round @ Charleston, Ill.)
Northern Iowa def. Eastern Illinois, 49-43

2000 (First Round @ Missoula, Mont.)
Montana def. Eastern Illinois, 45-13

1996 (First Round @ Cedar Falls, Iowa)
Northern Iowa def. Eastern Illinois, 21-14

1995 (First Round @ Nacogdoches, Texas)
Stephen F. Austin def. Eastern Illinois, 34-29

1989 (First Round @ Moscow, Idaho)
Eastern Illinois def. Idaho, 38-21

1989 (Quarterfinals @ Missoula, Mont.)
Montana def. Eastern Illinois, 25-19

1986 (First Round @ Charleston, Ill.)
Eastern Illinois def. Murray State, 28-21

1986 (Quarterfinals @ Charleston, Ill.)
Eastern Kentucky def. Eastern Illinois, 24-22

1983 (First Round @ Terre Haute, Ind.)
Indiana State def. Eastern Illinois, 16-13 (2OT)

1982 (First Round @ Charleston, Ill.)
Eastern Illinois def. Jackson State, 16-13 (OT)

1982 (Quarterfinals @ Nashville, Tenn.)
Tennessee State def. Eastern Illinois, 20-19
win later vacated due to use of ineligible player

Division II Playoffs

1978 (National Champions)
Eastern Illinois def. UC Davis, 35-31
Eastern Illinois def. Youngstown State, 26-22
Eastern Illinois def. Delaware, 10-9

1980 (National Runners-up)
Eastern Illinois def. Northern Colorado, 21-14
Eastern Illinois def. Northern Alabama, 56-31
Cal Poly def. Eastern Illinois, 21-13

ALL-TIME NCAA FCS PLAYOFF APPEARANCES

School	# Appearances (Last)
Montana	23 (2013)
Eastern Kentucky	21 (2014)
Appalachian State	20 (2012)
Georgia Southern	19 (2012)
Northern Iowa	17 (2014)
Furman	16 (2013)
EASTERN ILLINOIS	**15 (2013)**
McNeese State	15 (2013)
Delaware	15 (2010)
New Hampshire	13 (2014)



Year	Opponent	Conference *	Result
1984	at Toledo	Mid-American	L 17-38
1985	at Kansas	Big 12	L 20-44
1987	at San Jose State	Western Athletic	L 3-24
1987	at Akron	Independent	L 10-24
1989	**Akron**	**Independent**	**W 27-17**
1990	at Northern Illinois	Independent	L 17-28
1991	at Iowa State	Big 12	L 13-42
1993	at Navy	Independent	L 10-31
1994	at Texas El Paso	Western Athletic	L 20-22
1994	at Northern Illinois	Independent	L 17-49
1996	**at Western Michigan**	**Mid-American**	**W 28-20**
1998	at Central Florida	Independent	L 0-48
1998	**at Northern Illinois**	**Mid-American**	**W 24-10**
1999	at Central Michigan	Mid-American	L 17-33
1999	at Hawaii	Western Athletic	L 27-31
1999	at Central Florida	Independent	L 21-31
2000	at Toledo	Mid-American	L 26-31
2001	at San Diego State	Mountain West	L 7-40
2002	at Hawaii	Western Athletic	L 36-61
2002	at Kansas State	Big 12	L 13-63
2003	at Missouri	Big 12	L 0-37
2004	**at Eastern Michigan**	**Mid-American**	**W 31-28**
2005	at BYU	Mountain West	L 10-45
2006	at Illinois	Big Ten	L 17-42
2006	at Hawaii	Western Athletic	L 9-44
2007	at Purdue	Big Ten	L 6-52
2008	at Central Michigan	Mid-American	L 12-31
2008	at Illinois	Big Ten	L 21-47
2009	at Penn State	Big Ten	L 3-52
2010	at Iowa	Big Ten	L 7-37
2011	at Northwestern	Big Ten	L 21-42
2012	at Western Michigan	Mid-American	L 21-52
2013	**at San Diego State**	**Mountain West**	**W 40-19**
2013	at Northern Illinois	Mid-American	L 39-43
2014	at Minnesota	Big Ten	L 20-42
2014	at Ohio	Mid-American	L 19-34
			5-32 all-time

.* indicates conference school was a member of when facing EIU



EIU head coach Bob Spoo and Penn State head coach Joe Paterno meet prior to the 2010 contest... Quarterback Tony Romo faces Kansas State in 2002...



Now in its 68th year, the Ohio Valley Conference continues to build on the success that has made it the nation's eighth-oldest NCAA Division I conference.

In May 2011 the Conference expanded for the second time in four years, adding Belmont University which begins competition in the 2012-13 academic year. The addition of Belmont gives the OVC 12 members, the most the league has had at one time in its illustrious history. The move added a second team in the city of Nashville and was the first addition to the league since Southern Illinois University Edwardsville joined in 2008.

The 2009-10 school year saw a change in leadership as Beth DeBauche was named the seventh full-time Commissioner in league history on July 28, 2009. The last three commissioners of the OVC have moved onto jobs as the commissioner of the Big Ten, Big 12 and the Mid-American Conferences.

The OVC's proud past dates back to 1948, but seeds for the new league were actually planted in 1941. It was then that Roy Stewart, the athletics director at Murray State, Charles (Turkey) Hughes, the athletics director at Eastern Kentucky, and Kelly Thompson, the public relations director at Western Kentucky, first broached the idea of forming a new conference. Discussions were put on hold by World War II, but reemerged Feb. 27-28, 1948 at the Kentucky Hotel in Louisville as the three original institutions combined with Morehead State, Louisville and Evansville to form the OVC.

In the 1950's, the OVC became a pioneer on a much more significant scale socially. During times of racial segregation, league member Morehead State became one of the first non-traditionally black mid-southern institutions to accept a black student. In 1958, Marshall Banks earned athletically-related aid at Morehead, which signed a second black athlete, Howard Murphy, a year later. In 1961, Murphy earned all-conference recognition as a halfback in football. With racial barriers broken, the rest of the institutions in the league began to provide educational and athletic opportunities to African-Americans.

Through the past 66 years, 15 teams have won or shared the league's football title. The list is led by Eastern Kentucky, winner of 21 outright or shared football crowns, which is tied for the most in Football Championship Subdivision history (with Massachusetts). Among OVC teams, former member Middle Tennessee is next with 11 titles, followed by Tennessee Tech with 10, and Murray State and former member Western Kentucky with eight apiece. Eastern Illinois has claimed seven football crowns and Jacksonville State has three, while Morehead State, Tennessee State and former members Evansville and East Tennessee State have captured two apiece. Austin Peay, Southeast Missouri, UT Martin and former member Youngstown State have one title apiece.

Murray State and Evansville tied for the initial football championship, and the Racers participated in the first-ever bowl game by an OVC team, tying Sul Ross State 21-21 in the 1948 Tangerine Bowl. From 1948 to 1975, OVC teams played in 15 bowl games, winning eight of them. Eastern Kentucky and Western Kentucky were also participants in the NCAA Division II playoffs in the early and mid-1970s prior to the NCAA's reclassification of football programs into Division I-AA. The term "I-AA" lasted until the end of the 2006 season when it was changed to Division I Football Championship Subdivision (FCS).

The first Division I-AA/FCS football playoff was held in 1978 with only four teams, which is the only year through present day that the OVC did not field a playoff representative. In 1979, four of the nation's top teams were invited to the playoffs, and two of them - Eastern Kentucky and Murray State - were from the OVC. Murray dropped its semifinal game to Lehigh, but the Colonels nipped Nevada-Reno in double overtime and claimed the national championship a week later with a 30-7 victory over Lehigh. EKU was coached by former All-America quarterback Roy Kidd, who was in his 16th year at the helm of his alma mater and who skippered the Colonels to a second national title three years later. Following the 2002 season, Kidd retired after 39 years at EKU; upon retirement, he ranked sixth all-time among Division I coaches with 315 victories, earning him a spot in the College Football Hall of Fame. EKU's 20 FCS playoff appearances are the second for the most all-time (behind only Montana).

In addition to Kidd, other coaching legends in the OVC include Charles "Bubber" Murphy, who coached at Middle Tennessee from 1947-1968, Western Kentucky's Jimmy Feix (1968-83), Wilburn Tucker (1954-67) and Don Wade (1968-82) of Tennessee Tech, Bill Ferguson (1967-77) of Murray State, Guy Penny (1959-67) of Morehead State and Boots Donnelly (1977-78 at Austin Peay; 1979-1998 at Middle Tennessee). Following the 2011 season Eastern Illinois head coach Bob Spoo retired following 25 years at the school (the last 16 as members of the OVC). In his time as an OVC coach he compiled 92 total victories (fifth-most in league history) and 68 OVC wins (fourth-most in league history) and was inducted into the OVC Hall of Fame in 2012.

A sampling of former OVC football stars, some of whom were All-Americans during their collegiate careers before achieving stardom at the professional ranks, include Jim Youngblood and Larry Schreiber (Tennessee Tech), Phil Simms (Morehead State), Virgil Livers and Dale Lindsey (Western Kentucky), Myron Guyton and Chad Bratzke (Eastern Kentucky), Cortland Finnegan (Samford) and Tony Romo and Jimmy Garoppolo (Eastern Illinois). In 2008, former Tennessee State standout Dominique Rodgers-Cromartie became just the fourth NFL First Round draft pick in OVC history when he was selected 16th overall by the Arizona Cardinals. He would break into the starting lineup halfway through his rookie season and started at cornerback for the Cardinals in Super Bowl XLIII.

The 2007 season marked a return to scholarship football and the OVC for the Austin Peay Governors. Following the 1996 season the Governors dropped scholarship football and competed as both an independent (1997-00, 2006) and as a member of the Pioneer Football League (2001-05).

The 2007 season brought new vernacular to the Ohio Valley Conference and the division formerly known as I-AA. Beginning with the 2006 National Championship game the term I-AA was changed to NCAA Football Championship Subdivision (FCS) in a decision by the Division I Board of Directors. The new label was chosen to communicate in a positive and clear manner the unique differences between Division I football categories (chiefly, the post-season opportunity) while still defining them within the Division I experience. The FCS includes programs that compete in an effort to participate in the NCAA championship postseason structure (one of 89 NCAA national championships) as opposed to the Football Bowl Subdivision (FBS) which competes in an effort to participate in the postseason bowl system (the 35 NCAA-licensed events which includes the Bowl Championship Series).

In 2010 Southeast Missouri State, picked to finish seventh in the preseason poll, compiled a 7-1 Conference record on the way to its first OVC Championship since joining the league in 1991. Overall the Redhawks were 9-2 during the regular season and earned a berth in the FCS Playoffs, its first playoff berth at any level in the program's 104-year history. Southeast would lose to eventual national champion Eastern Washington in the second round of the playoffs. Head coach Tony Samuel capped the year by winning the Sports Network's Eddie Robinson Award, given to the National Coach of the Year. Samuel was the second OVC coach to win the award (joining Murray State's Houston Nutt who won the award in 1995).

For only the second time in league history in 2011, three teams shared the OVC football championship, as Eastern Kentucky, Jacksonville State and Tennessee Tech finished with 6-2 records. The only other time in league history more than two champions were crowned at the end of the year was 1962 (when four teams shared the crown).

In 2012 Eastern Illinois became just the fourth football team in OVC history to go from worst-to-first in winning the OVC Championship. The Panthers were led by head coach Dino Babers who became just the fourth first-year head coach to win an OVC Championship (joining Boots Donnelly in 1977, Jason Simpson in 2006 and Dean Hood in 2008). During the year Eastern Illinois junior wide receiver Erik Lora shattered the FCS single-season receptions record, hauling in 136 passes in 12 games; that mark was 13 more than the previous NCAA record and 44 more than the previous OVC mark.

In 2013 Eastern Illinois repeated as OVC Champions behind Walter Payton Award winner Jimmy Garoppolo. The quarterback became just the second OVC player to earn the National Player of the Year Award, joining former EIU signal caller Tony Romo (2002). Garoppolo passed for 5,050 yards (second most in NCAA single-season history) and 53 touchdowns (fourth in NCAA history) in leading the Panthers to a 12-2 record and berth to the quarterfinals of the FCS Playoffs. Garoppolo was drafted by the New England Patriots in the second round of the 2014 NFL Draft, becoming just the fifth OVC player selected in that round and first OVC quarterback selected since 1998.

The 2013 season saw the OVC snap a 19-game playoff losing streak dating back to the 2000 season. Tennessee State shutout Butler (marking the first OVC road playoff victory since 1986) to snap the streak while later that day Jacksonville State smashed Samford in the first round. A week later Eastern Illinois beat Tennessee State while Jacksonville State won at McNeese State to each advance to the quarterfinals; that marked the first time the OVC put two times in the quarterfinals in the same season since 1991. Overall the four total playoff wins in the same season established a new OVC record.

The vision of leadership demonstrated by the Founding Fathers in 1948 remains alive today as the Ohio Valley Conference prepares for the future. One example is in regard to the current trend in collegiate athletics administration for increased involvement of university presidents in setting policies and making rules. The presidents of OVC institutions, however, have always governed the Conference, long before presidential governance became a national theme.

The Ohio Valley Conference sponsors the following sports: baseball, basketball, cross country, football, golf, tennis and track for men, and basketball, cross country, golf, soccer, softball, tennis, track and volleyball for women. In addition, the OVC also sponsors the combined men's and women's sport of rifle.

Now in its seventh decade of competition, the Ohio Valley Conference has grown significantly from its humble beginnings while increasing the number of athletics opportunities it provides for students. The leagues membership includes charter members Eastern Kentucky University, Morehead State University and Murray State University, along with Austin Peay State University Blemont University, Eastern Illinois University, Jacksonville State University, Southeast Missouri State University, Sotuhern Illinois University Edwardsville, Tennessee State University, Tennessee Technological University and the University of Tennessee at Martin.

THE OHIO VALLEY CONFERENCE

215 Centerview Drive, Suite 115
Brentwood, TN 37027

(615) 371-1698 (phone)
(615) 371-1788 (fax)

www.ovcsports.com

INSPIRING EXCELLENCE
OHIO VALLEY OVC CONFERENCE
SINCE 1948

OVC Administrative Staff

Beth DeBauche -Commissioner
Brad Walker - Associate Commissioner for Operations/Chief Operating Officer
Scott Krapf- Assistant Commissioner for Championships
Brian Pulley - Assistant Commissioner for External Affairs
Stephanie Castera - Assistant Commissioner for Institutional Services/SWA
Bryce Robinson - Director of Compliance & Digital Media
Jon Kuka - OVC IMG Sports Marketing
Jenny Kulchar - Administrative Assistant

Media Relations
Kyle Schwartz (kschwartz@ovc.org) - Assistant Commissioner for Media Relations
Heather Brown (hbrown@ovc.org) - Director of Media Relations

2014 Ohio Valley Conference Standings

	Conference			Points		Overall			Points					
Team	W	L	Pct	For	Opp	W	L	Pct	For	Opp	Home	Away	Neut	Streak
Jacksonville State *+	8	0	1.000	318	121	10	2	.833	422	260	5-1	5-1	0-0	Lost 1
Eastern Kentucky +	6	2	.750	285	215	9	4	.692	405	336	4-2	5-2	0-0	Lost 2
UT Martin	5	3	.625	239	205	6	6	.500	356	342	3-2	3-4	0-0	Won 1
Eastern Illinois	**5**	**3**	**.625**	**301**	**159**	**5**	**7**	**.417**	**376**	**307**	**3-2**	**2-5**	**0-0**	**Lost 2**
Tennessee Tech	4	4	.500	167	216	5	7	.417	238	360	4-2	1-5	0-0	Won 1
Tennessee State	3	5	.375	191	227	6	6	.500	332	274	3-3	2-3	1-0	Won 2
Southeast Missouri	3	5	.375	232	260	5	7	.417	384	367	4-2	1-5	0-0	Lost 1
Murray State	1	7	.125	245	344	3	9	.250	439	510	3-3	0-6	0-0	Lost 4
Austin Peay	1	7	.125	83	314	1	11	.083	116	523	1-4	0-7	0-0	Lost 5

*** OVC Regular Season Champions + NCAA FCS Playoff Participant**

2014 OVC INDIVIDUAL LEADERS

RUSHING	Cl	G	Att	Yds	Avg	TD	Long	Yds/G
1. MOBLEY, Dy'Shawn-EKU	JR	13	258	1491	5.8	20	75	114.7
2. JAMES, DaMarcus-JSU	SR	11	206	1151	5.6	14	36	104.6
3. TOURE, Abou-UTM	SR	12	199	1138	5.7	8	55	94.8
4. LITTLE, Shepard-EIU	**JR**	**10**	**124**	**797**	**6.4**	**3**	**70**	**79.7**
5. WHITLOW, Jalen-EIU	**JR**	**11**	**140**	**792**	**5.7**	**12**	**67**	**72.0**

PASSING AVG/GAME	Cl	G	Att	Cmp	Int	Pct.	Yds	TD	Avg/G
1. HUMPHRIES, KD-MUR	SO	12	319	473	7	67.4	3483	27	75	290.2
2. GERMAN, Michael-TSU	SR	10	216	397	7	54.4	2846	22	75	284.6
3. SNYDER, Kyle-SEMO	SR	12	196	320	7	61.2	2582	23	71	215.2
4. WHITLOW, Jalen-EIU	**JR**	**11**	**185**	**294**	**7**	**62.9**	**2075**	**15**	**90**	**188.6**
5. NEAL, Jarod-UTM	JR	12	158	249	7	63.5	1880	14	60	156.7

RECEIVE YDS/GAME	Cl	G	Rec	Yds	TD	Long	Avg/C	Yds/G
1. DRAKE, Adam-EIU	**SR**	**12**	**93**	**1321**	**12**	**90**	**14.2**	**110.1**
2. BARGE, Josh-JSU	SO	12	56	919	4	59	16.4	76.6
3. DAVIS, Janawski-MUR	JR	12	63	909	13	75	14.4	75.8
4. HARNESS, Jeremy-MUR	JR	12	81	907	6	38	11.2	75.6
5. GARLINGTON, Weldon-TSU	SR	12	58	879	7	58	15.2	73.2

SCORING	Cl	G	TD	XPT	FG	2XP	Pts	Pts/G
1. MOBLEY, Dy'Shawn-EKU	JR	13	21	0	0	0	126	9.7
2. McCRUM, Ryan-SEMO	SO	12	0	18	40	0	94	7.8
3. JAMES, DaMarcus-JSU	SR	11	14	0	0	0	84	7.6
4. DAVIS, Janawski-MUR	JR	12	15	0	0	0	90	7.5
5. LLOYD, Andrew-EKU	SR	13	0	17	43	0	94	7.2
6. BRUNO, Nick-EIU	**FR**	**12**	**0**	**14**	**44**	**0**	**86**	**7.2**

TACKLES	Cl	G	Pos	Solo	Ast	Total	Avg/G	Sack
1. JACKSON, Jonathan-MUR	SO	11	LB	67	68	135	12.3	3.0
2. THRASHER, Nick-TSU	SR	12	LB	69	59	128	10.7	3.5
GARRETT, Roper-SEMO	SO	9	LB	43	53	96	10.7	3.0
4. TAYLOR, Travis-MUR	SR	10	LB	58	48	106	10.6	3.0
5. STANLEY, Brandon-EKU	SR	13		67	57	124	9.5	0.0
6. JONES, Marty-TTU	SR	12	FS	47	66	113	9.4	0.5
7. ENDRESS, Ben-JSU	SR	12	LB	52	57	109	9.1	2.0
8. RUDWALL, Jay-TTU	JR	12	LB	40	61	101	8.4	2.0
TALLANT, Austin-TTU	SR	12	SS	43	58	101	8.4	2.0
10. GRUGIER-HILL, Kamu-EIU	**JR**	**12**	**LB**	**47**	**50**	**97**	**8.1**	**1.5**

TACKLES FOR LOSS	Cl	G	Pos	Solo	Ast	Yds	Total	Avg/G
1. BELL, Tony-UTM	SR	12	LB	17	8	73	21.0	1.75
2. FANTI, Dino-EIU	**JR**	**12**	**DL**	**12**	**7**	**42**	**15.5**	**1.29**
3. TAYLOR, Travis-MUR	SR	10	LB	12	4	56	14.0	1.40
4. HAYNES, Robert-EIU	SR	12	LB	10	7	41	13.5	1.12
5. EVANS, Samquan-TSU	SR	12	DT	9	7	47	12.5	1.04
BASS, Anthony-TSU	SR	12	DE	9	7	56	12.5	1.04

2014 ALL-OVC TEAM

1st Team
Offense
QB - Eli Jenkins, JSU
RB - Dy'Shawn Mobley, EKU
RB - DaMarcus James, JSU
WR - **Adam Drake, EIU**
WR - Paul McRoberts, SEMO
TE - **Jeff LePak, EIU**
C - Max Holcombe, JSU
OG - **Collin Seibert, EIU**
OG - Adam Wright, JSU
OT - Charles Sweeton, UTM
OT - Brett Eyckmans, EKU

1st Team
Defense
DL - Devaunte Sigler, JSU
DL - Anthony Bass, TSU
DL - LaMichael Fanning, JSU
DL - Samquan Evans, TSU
LB - Nick Thrasher, TSU
LB - Tony Bell, UTM
LB - **Kamu Grugier-Hill, EIU**
DB - De'Ante Saunders, TSU
DB - **Jourdan Wickliffe, EIU**
DB - Jermaine Hough, JSU
DB - Marty Jones, TTU

K - Ryan McCrum, SEMO
P - Hamish MacInnes, JSU
RS - Pokey Harris, MUR

Offensive Player of the Year - Dy'Shawn Mobley, Eastern Kentucky
Defensive Player of the Year - Devaunte Sigler, Jacksonville State
Freshman of the Year - Justin Lea, Jacksonville State
Coach of the Year - John Grass, Jacksonville State

2nd Team
Offense
QB - **Jalen Whitlow, EIU**
RB - Abou Toure, UTM
RB - DeMichael Jackson, SEMO
WR - Josh Barge, JSU
WR - Janawski Davis, MUR
TE - Bo Brummell, JSU
C - **Nick Borre, EIU**
OG - Trey Shelton, EKU
OG - Robert Myers, TSU
OT - Justin Lea, JSU
OT - **Evan Kanz, EIU**

2nd Team
Defense
DL - **Dino Fanti, EIU**
DL - Chris Landrum, JSU
DL - Caleb Lawrence, JSU
DL - Gabe Terry, TSU
LB - Ben Endress, JSU
LB - **Robert Haynes, EIU**
LB - Tyrelle Johnson, EKU
DB - Brandon Stanley, EKU
DB - Daniel Fitzpatrick, TSU
DB - Tim Hamm-Bey, SEMO
DB - Austin Tallant, TTU

K - Andrew Lloyd, EKU
P - Jonathan King, TTU
RS - Ladarius Vanlier, TTU

All Newcomer Team - (11 players not based on position)
(listed by school)
QB - Jalen Whitlow, Eastern Illinois
K/P - Nick Bruno, Eastern Illinois
RB - Dy'Shawn Mobley, Eastern Kentucky
OT - Justin Lea, Jacksonville State
DE - LaMichael Fanning, Jacksonville State
DT - Devaunte Sigler, Jacksonville State
TE - Bo Brummell, Jacksonville State
DE - Gabe Terry, Tennessee State
WR - Brock McCoin, Tennessee Tech
P - Jonathan King, Tennessee Tech
LB - Nick Dance, UT Martin

SCORING OFFENSE	G	TD	XP	2XP	DXP	FG	Saf	Pts	Avg
1. Murray State	12	59	11	50	0	1	0	439	36.6
2. Jacksonville State	12	56	11	53	0	0	0	422	35.2
3. Southeast Missouri	12	47	18	44	2	0	0	384	32.0
4. Eastern Illinois	**12**	**48**	**14**	**44**	**0**	**0**	**1**	**376**	**31.3**
5. Eastern Kentucky	13	50	17	44	3	1	1	405	31.2
6. UT Martin	12	46	12	44	0	0	0	356	29.7
7. Tennessee State	12	44	9	37	1	0	1	332	27.7
8. Tennessee Tech	12	29	11	27	1	0	1	238	19.8
9. Austin Peay	12	15	4	10	1	0	1	116	9.7

TOTAL OFFENSE	G	Rush	Pass	Plays	Yards	Avg/P	TD	Yds/G
1. Jacksonville State	12	3424	2705	991	6129	6.2	54	510.8
2. Eastern Illinois	**12**	**2836**	**2925**	**978**	**5761**	**5.9**	**46**	**480.1**
3. Murray State	12	1694	3926	893	5620	6.3	51	468.3
4. UT Martin	12	2575	2549	883	5124	5.8	42	427.0
5. Southeast Missouri	12	2419	2651	865	5070	5.9	45	422.5
6. Eastern Kentucky	13	2867	2460	982	5327	5.4	46	409.8
7. Tennessee State	12	1561	3268	884	4829	5.5	38	402.4
8. Tennessee Tech	12	1621	1704	762	3325	4.4	24	277.1
9. Austin Peay	12	1523	1475	756	2998	4.0	14	249.8

SCORING DEFENSE	G	TD	XP	2XP	DXP	FG	Saf	Pts	Avg
1. Jacksonville State	12	32	13	29	0	0	0	260	21.7
2. Tennessee State	12	36	8	30	2	0	0	274	22.8
3. Eastern Illinois	**12**	**37**	**16**	**35**	**0**	**0**	**1**	**307**	**25.6**
4. Eastern Kentucky	13	41	16	38	1	0	1	336	25.8
5. UT Martin	12	45	10	42	0	0	0	342	28.5
6. Tennessee Tech	12	43	19	43	0	0	1	360	30.0
7. Southeast Missouri	12	50	7	44	1	0	0	367	30.6
8. Murray State	12	68	13	59	2	0	0	510	42.5
9. Austin Peay	12	71	9	68	1	0	0	523	43.6

TOTAL DEFENSE	G	Rush	Pass	Plys	Yards	Avg	TD	Yds/G
1. Tennessee State	12	1799	1840	825	3639	4.4	30	303.2
2. Jacksonville State	12	1532	2277	801	3809	4.8	29	317.4
3. Eastern Illinois	**12**	**1984**	**2354**	**852**	**4338**	**5.1**	**34**	**361.5**
4. UT Martin	12	1911	3005	837	4916	5.9	44	409.7
5. Eastern Kentucky	13	1858	3536	1018	5394	5.3	37	414.9
6. Southeast Missouri	12	2366	2755	853	5121	6.0	48	426.8
7. Tennessee Tech	12	2730	2657	923	5387	5.8	40	448.9
8. Austin Peay	12	2917	3025	870	5942	6.8	68	495.2
9. Murray State	12	2897	3238	1038	6135	5.9	64	511.2

RUSHING OFFENSE	G	Att	Yds	Avg	TD	Yds/G
1. Jacksonville State	12	647	3424	5.3	35	285.3
2. Eastern Illinois	**12**	**535**	**2836**	**5.3**	**27**	**236.3**
3. Eastern Kentucky	13	618	2867	4.6	32	220.5
4. UT Martin	12	523	2575	4.9	22	214.6
5. Southeast Missouri	12	530	2419	4.6	22	201.6
6. Murray State	12	362	1694	4.7	17	141.2
7. Tennessee Tech	12	445	1621	3.6	14	135.1
8. Tennessee State	12	409	1561	3.8	15	130.1
9. Austin Peay	12	485	1523	3.1	5	126.9

PASS EFFICIENCY	G	Att	Cmp	Pct	Int	Yds	TD	Effic
1. Murray State	12	352	531	13	66.3	3926	34	144.6
2. Southeast Missouri	12	204	335	15	60.9	2651	23	141.1
3. Jacksonville State	12	196	344	12	57.0	2705	19	134.3
4. UT Martin	12	220	360	10	61.1	2549	20	133.4
5. Eastern Illinois	**12**	**261**	**443**	**11**	**58.9**	**2925**	**19**	**123.6**
6. Tennessee State	12	257	475	18	54.1	3268	23	120.3
7. Eastern Kentucky	13	211	364	19	58.0	2460	14	117.0
8. Austin Peay	12	145	271	10	53.5	1475	9	102.8
9. Tennessee Tech	12	165	317	12	52.1	1704	10	100.0

RUSHING DEFENSE	G	Rushes	Yards	Avg.	TD	Yds/G
1. Jacksonville State	12	446	1532	3.4	12	127.7
2. Eastern Kentucky	13	469	1858	4.0	14	142.9
3. Tennessee State	12	508	1799	3.5	19	149.9
4. UT Martin	12	427	1911	4.5	20	159.2
5. Eastern Illinois	**12**	**508**	**1984**	**3.9**	**22**	**165.3**
6. Southeast Missouri	12	494	2366	4.8	19	197.2
7. Tennessee Tech	12	563	2730	4.8	20	227.5
8. Murray State	12	622	2897	4.7	37	241.4
9. Austin Peay	12	532	2917	5.5	38	243.1

PASS DEF EFFICIENCY	G	Att	Cmp	Int	Pct.	Yds	TD	Effic
1. Tennessee State	12	164	317	16	51.7	1840	11	101.8
2. Eastern Illinois	**12**	**198**	**344**	**15**	**57.6**	**2354**	**12**	**117.8**
3. Jacksonville State	12	203	355	14	57.2	2277	17	119.0
4. Eastern Kentucky	13	326	549	17	59.4	3536	23	121.1
5. UT Martin	12	228	410	10	55.6	3005	24	131.6
6. Tennessee Tech	12	239	360	8	66.4	2657	20	142.3
7. Southeast Missouri	12	203	359	9	56.5	2755	29	142.7
8. Murray State	12	261	416	7	62.7	3238	27	146.2
9. Austin Peay	12	237	338	5	70.1	3025	30	171.6

PASS OFFENSE	G	Att	Cmp	Int	Pct.	Yds	Avg	TD	Yds/G
1. Murray State	12	352	531	13	66.3	3926	7.4	34	327.2
2. Tennessee State	12	257	475	18	54.1	3268	6.9	23	272.3
3. Eastern Illinois	**12**	**261**	**443**	**11**	**58.9**	**2925**	**6.6**	**19**	**243.8**
4. Jacksonville State	12	196	344	12	57.0	2705	7.9	19	225.4
5. Southeast Missouri	12	204	335	15	60.9	2651	7.9	23	220.9
6. UT Martin	12	220	360	10	61.1	2549	7.1	20	212.4
7. Eastern Kentucky	13	211	364	19	58.0	2460	6.8	14	189.2
8. Tennessee Tech	12	165	317	12	52.1	1704	5.4	10	142.0
9. Austin Peay	12	145	271	10	53.5	1475	5.4	9	122.9

		Gained			Lost				
TURNOVER MARGIN	G	Fum	Int	Tot	Fum	Int	Tot	Mar	Per/G
1. Eastern Kentucky	13	16	17	33	11	19	30	+3	0.23
2. Eastern Illinois	**12**	**8**	**15**	**23**	**11**	**11**	**22**	**+1**	**0.08**
3. Jacksonville State	12	6	14	20	10	12	22	-2	-0.17
4. Austin Peay	12	11	5	16	9	10	19	-3	-0.25
5. UT Martin	12	6	10	16	10	10	20	-4	-0.33
6. Tennessee State	12	9	16	25	12	18	30	-5	-0.42
7. Tennessee Tech	12	17	8	25	19	12	31	-6	-0.50
8. Southeast Missouri	12	8	9	17	11	15	26	-9	-0.75
Murray State	12	9	7	16	12	13	25	-9	-0.75

PASS DEFENSE	G	Att	Cmp	Int	Pct.	Yds	Avg	TD	Yds/G
1. Tennessee State	12	164	317	16	51.7	1840	5.8	11	153.3
2. Jacksonville State	12	203	355	14	57.2	2277	6.4	17	189.8
3. Eastern Illinois	**12**	**198**	**344**	**15**	**57.6**	**2354**	**6.8**	**12**	**196.2**
4. Tennessee Tech	12	239	360	8	66.4	2657	7.4	20	221.4
5. Southeast Missouri	12	203	359	9	56.5	2755	7.7	29	229.6
6. UT Martin	12	228	410	10	55.6	3005	7.3	24	250.4
7. Austin Peay	12	237	338	5	70.1	3025	8.9	30	252.1
8. Murray State	12	261	416	7	62.7	3238	7.8	27	269.8
9. Eastern Kentucky	13	326	549	17	59.4	3536	6.4	23	272.0

OHIO VALLEY CONFERENCE
OVC
CONFERENCE
DIGITAL NETWORK
www.OVCDigitalNetwork.com

OHIO VALLEY CONFERENCE FOOTBALL HISTORY IN THE FCS PLAYOFFS

The I-AA (re-named the Football Championship Subdivision at the end of the 2006 season) Playoffs began in 1978. Eastern Kentucky won the I-AA national championship in 1979 and 1982.

The NCAA field included 4 teams from 1978-80, 8 teams in 1981, 12 teams from 1982-85, 16 teams from 1986-2009, 20 teams from 2010-12 and 24 teams from 2013-present.

1978 - NCAA I-AA PLAYOFFS
no participants

1979 - NCAA I-AA PLAYOFFS
at ***Eastern Kentucky*** 33, Nevada-Reno 30 2OT (Semifinals)
Lehigh 28, at Murray State 9 (Semifinals)
Eastern Kentucky 30, Lehigh 7 (Championship - Orlando, Fla.)

1980 - NCAA I-AA PLAYOFFS
at ***Eastern Kentucky*** 23, Lehigh 20 (Semifinals)
Boise State 31, ***Eastern Kentucky*** 29 (Championship - Sacramento, Calif.)

1981 - NCAA I-AA PLAYOFFS
at ***Eastern Kentucky*** 35, Delaware 28 (Quarterfinals)
Eastern Kentucky 23, at Boise State 17 (Semifinals)
Idaho State 34, ***Eastern Kentucky*** 23 (Championship - Wichita Falls, Texas)

1982 - NCAA I-AA PLAYOFFS
at ***Eastern Kentucky*** 38, Idaho 30 (Quarterfinals)
at ***Eastern Kentucky*** 13, Tennessee State 7 (Semifinals)
Eastern Kentucky 17, Delaware 14 (Championship - Wichita Falls, Texas)

1983 - NCAA I-AA PLAYOFFS
Boston University 24, at ***Eastern Kentucky*** 20 (1st Round)

1984 - NCAA I-AA PLAYOFFS
Middle Tennessee 27, at ***Eastern Kentucky*** 10 (1st Round)
Middle Tennessee 42, at Indiana State 41 (3OT) (Quarterfinals)
Louisiana Tech 21, at ***Middle Tennessee*** 13 (Semifinals)

1985 - NCAA I-AA PLAYOFFS
Georgia Southern 28, at ***Middle Tennessee*** 21 (1st Round)
at Rhode Island 35, ***Akron*** 27 (1st Round)

1986 - NCAA I-AA PLAYOFFS
Eastern Kentucky 23, at Furman 10 (1st Round)
at Eastern Illinois 28, ***Murray State*** 21 (1st Round)
Eastern Kentucky 24, at Eastern Illinois 22 (Quarterfinals)
at Arkansas State 24, ***Eastern Kentucky*** 10 (Semifinals)

1987 - NCAA I-AA PLAYOFFS
at ***Eastern Kentucky*** 40, Western Kentucky 17 (1st Round)
at Northern Iowa 31, ***Youngstown State*** 28 (1st Round)
at NE Louisiana 33, ***Eastern Kentucky*** 32 (Quarterfinals)

1988 - NCAA I-AA PLAYOFFS
at ***Eastern Kentucky*** 28, Massachusetts 17 (1st Round)
at ***Eastern Kentucky*** 41, Western Kentucky 24 (Quarterfinals)
at Georgia Southern 21, ***Eastern Kentucky*** 17 (Semifinals)

1989 - NCAA I-AA PLAYOFFS
at ***Middle Tennessee*** 24, Appalachian State 21 (1st Round)
Youngstown State 28, at ***Eastern Kentucky*** 24 (1st Round)
at (1) Georgia Southern 45, ***Middle Tennessee*** 3 (Quarterfinals)

1990 - NCAA I-AA PLAYOFFS
at (1) ***Middle Tennessee*** 28, Jackson State 7 (1st Round)
Furman 45, at ***Eastern Kentucky*** 17 (1st Round)
at Boise State 20, ***Middle Tennessee*** 13 (Quarterfinals)

1991 - NCAA I-AA PLAYOFFS
at ***Middle Tennessee*** 20, Sam Houston 19 (OT) (1st Round)
at ***Eastern Kentucky*** 14, Appalachian St. 3 (1st Round)
at ***Eastern Kentucky*** 23, ***Middle Tennessee*** 13 (Quarterfinals)
at Marshall 14, ***Eastern Kentucky*** 7 (Semifinals)

1992 - NCAA I-AA PLAYOFFS
at ***Middle Tennessee*** 35, Appalachian State 10 (1st Round)
at Marshall 44, ***Eastern Kentucky*** 0 (1st Round)
at Marshall 35, ***Middle Tennessee*** 21 (Quarterfinals)

1993 - NCAA I-AA PLAYOFFS
at Georgia Southern 14, ***Eastern Kentucky*** 12 (1st Round)

1994 - NCAA I-AA PLAYOFFS
at ***Eastern Kentucky*** 30, Boston University 23 (1st Round)
at Marshall 49, ***Middle Tennessee*** 14 (1st Round)
at Youngstown State 18, ***Eastern Kentucky*** 15 (Quarterfinals)

1995 - NCAA I-AA PLAYOFFS
Northern Iowa 35, at ***Murray State*** 34 (1st Round)
at Montana 48, ***Eastern Kentucky*** 0 (1st Round)

1996 - NCAA I-AA PLAYOFFS
at ***Murray State*** 34, Western Illinois 6 (1st Round)
at Northern Iowa 21, ***Eastern Illinois*** 14 (1st Round)
at Troy State 31, ***Murray State*** 3 (Quarterfinals)

1997 - NCAA I-AA PLAYOFFS
at Western Kentucky 42, ***Eastern Kentucky*** 14 (1st Round)

1998 - NCAA I-AA PLAYOFFS
at Appalachian State 45, ***Tennessee State*** 31 (1st Round)

1999 - NCAA I-AA PLAYOFFS
North Carolina A&T 24, at (1) ***Tennessee State*** 10 (1st Round)

2000 - NCAA I-AA PLAYOFFS
at (5) ***Western Kentucky*** 27, Florida A&M 0 (1st Round)
at (1) Montana 45, ***Eastern Illinois*** 13 (1st Round)
Appalachian State 17, at ***Western Kentucky*** 14 (Quarterfinals)

2001 - NCAA I-AA PLAYOFFS
Northern Iowa 49, at ***Eastern Illinois*** 43 (1st Round)

2002 - NCAA I-AA PLAYOFFS
at (2) Western Illinois 48, ***Eastern Illinois*** 9 (1st Round)
at Western Kentucky 59, ***Murray State*** 20 (1st Round)

2003 - NCAA I-AA PLAYOFFS
at Western Kentucky 45, ***Jacksonville State*** 7 (1st Round)

2004 - NCAA I-AA PLAYOFFS
at (2) Furman 49, ***Jacksonville State*** 7 (1st Round)

2005 - NCAA I-AA PLAYOFFS
Southern Illinois 21, at ***Eastern Illinois*** 6 (1st Round)

2006 - NCAA FCS PLAYOFFS
Illinois State 24, at ***Eastern Illinois*** 13 (1st Round)
at Southern Illinois 36, ***UT Martin*** 30 (1st Round)

2007 - NCAA FCS PLAYOFFS
at (4) Southern Illinois 30, ***Eastern Illinois*** 11 (1st Round)
at Richmond 31, ***Eastern Kentucky*** 14 (1st Round)

2008 - NCAA FCS PLAYOFFS
at Richmond 38, ***Eastern Kentucky*** 10 (1st Round)

2009 - NCAA FCS PLAYOFFS
at (3) Southern Illinois 48, ***Eastern Illinois*** 7 (1st Round)

2010 - NCAA FCS PLAYOFFS
Wofford 17, at ***Jacksonville State*** 14 (2nd Round)
at (5) Eastern Washington 37, ***Southeast Missouri*** 17 (2nd Round)

2011 - NCAA FCS PLAYOFFS
James Madison 20, at ***Eastern Kentucky*** 17 (1st Round)
Central Arkansas 34, at ***Tennessee Tech*** 14 (1st Round)

2012 - NCAA FCS PLAYOFFS
at South Dakota State 58, ***Eastern Illinois*** 10 (1st Round)

2013 - NCAA FCS PLAYOFFS
Tennessee State 31, at Butler 0 (1st Round)
at ***Jacksonville State*** 55, Samford 14 (1st Round)
at (2) ***Eastern Illinois*** 51, ***Tennessee State*** 10 (2nd Round)
Jacksonville State 31, at McNeese State 10 (2nd Round)
(4) Towson 49, at (2) ***Eastern Illinois*** 39 (Quarterfinals)
at (3) Eastern Washington 35, ***Jacksonville State*** 24 (Quarterfinals)

2014 - NCAA FCS PLAYOFFS
Indiana State 36, at ***Eastern Kentucky*** 16 (1st Round)
Sam Houston State 37, at (3) ***Jacksonville State*** 26 (2nd Round)

OVC All-Time Record: 28-55 (Home: 19-19; Away: 7-34; Neutral: 2-2)

PANTHER HISTORY IN THE OHIO VALLEY CONFERENCE ... 1996-PRESENT

2014 FINAL STANDINGS

	OVC		ALL	
	W	L	W	L
• Jacksonville State	8	0	10	2
^ Eastern Kentucky	6	2	9	4
UT Martin	5	3	6	6
EASTERN ILLINOIS	**5**	**3**	**5**	**7**
Tennessee Tech	4	4	5	7
Tennessee State	3	5	6	6
Southeast Missouri	3	5	5	7
Murray State	1	7	3	9
Austin Peay	1	7	1	11

• - Automatic NCAA FCS Playoff Bid
^ - At-Large NCAA FCS Playoff Berth

2013 FINAL STANDINGS

	OVC		ALL	
	W	L	W	L
• EASTERN ILLINOIS	8	0	12	2
^ Tennessee State	6	2	10	4
^ Jacksonville State	5	3	11	4
UT Martin	5	3	7	5
Eastern Kentucky	4	4	6	6
Murray State	4	4	6	6
Tennessee Tech	2	6	5	7
Southeast Missouri	2	6	3	9
Austin Peay	0	8	0	12

• - Automatic NCAA FCS Playoff Bid
^ - At-Large NCAA FCS Playoff Berth

2012 FINAL STANDINGS

	OVC		ALL	
	W	L	W	L
• EASTERN ILLINOIS	6	1	7	5
UT Martin	6	2	8	3
Eastern Kentucky	6	2	8	3
Jacksonville State	5	3	6	5
Tennessee State	4	3	8	3
Murray State	4	4	5	6
Southeast Missouri	2	6	3	8
Tennessee State	1	7	3	8
Austin Peay	1	7	2	9

• - Automatic NCAA FCS Playoff Bid

2011 FINAL STANDINGS

	OVC		ALL	
	W	L	W	L
• Tennessee Tech	6	2	7	4
Jacksonville State	6	2	7	4
^ Eastern Kentucky	6	2	7	5
Murray State	5	3	7	4
UT Martin	4	4	5	6
Tennessee State	4	4	5	6
Southeast Missouri	2	6	3	8
Austin Peay	2	6	3	8
EASTERN ILLINOIS	**1**	**7**	**2**	**9**

• - Automatic NCAA FCS Playoff Bid
^ - At-Large NCAA FCS Playoff Berth

2010 FINAL STANDINGS

	OVC		ALL	
	W	L	W	L
• Southeast Missouri	7	1	9	3
^ Jacksonville State	6	2	9	3
Eastern Kentucky	5	2	6	5
Murray State	5	3	6	5
UT Martin	5	3	6	5
Tennessee Tech	4	4	5	6
EASTERN ILLINOIS	**2**	**6**	**2**	**9**
Austin Peay	1	7	2	9
Tennessee State	0	7	3	8

• - Automatic NCAA FCS Playoff Bid
^ - At-Large FCS Playoff berth

2009 FINAL STANDINGS

	OVC		ALL	
	W	L	W	L
• EASTERN ILLINOIS	**6**	**2**	**8**	**4**
Eastern Kentucky	5	3	5	6
Tennessee Tech	5	3	6	5
UT Martin	4	4	5	6
Tennessee State	3	4	4	7
Austin Peay	3	5	4	7
Murray State	2	6	3	8
Southeast Missouri	1	7	2	9
@ Jacksonville State	6	1	8	3

• - Automatic NCAA FCS Playoff Bid
@ - Ineligible for OVC Title or FCS Playoffs

2008 FINAL STANDINGS

	OVC		ALL	
	W	L	W	L
Eastern Kentucky •	7	1	8	4
Jacksonville State	6	2	8	3
UT Martin	6	2	8	4
Tennessee State	5	3	8	4
Murray State	4	4	5	7
EASTERN ILLINOIS	**3**	**5**	**5**	**7**
Southeast Missouri	2	6	4	8
Austin Peay	2	6	2	9
Tennessee Tech	1	7	3	9

• - Automatic NCAA FCS Playoff Bid

2007 FINAL STANDINGS

	OVC		ALL	
	W	L	W	L
Eastern Kentucky •	8	0	9	3
EASTERN ILLINOIS ^	**7**	**1**	**8**	**4**
Jacksonville State	5	3	6	5
Austin Peay	5	3	7	4
Tennessee State	4	3	5	6
Tennessee Martin	4	4	4	7
Samford	2	6	4	7
Tennessee Tech	2	6	4	7
Southeast Missouri	1	6	3	8
Murray State	1	7	2	9

• - Automatic NCAA FCS Playoff Bid
^ - At-Large NCAA FCS Playoff Berth

2006 FINAL STANDINGS

	OVC		ALL	
	W	L	W	L
EASTERN ILLINOIS ^	**7**	**1**	**8**	**5**
Tennessee Martin •	6	1	9	3
Tennessee State	5	2	6	5
Jacksonville State	5	3	6	5
Eastern Kentucky	5	3	6	5
Tennessee Tech	4	4	4	7
Southeast Missouri	2	6	4	7
Samford	1	7	3	8
Murray State	0	8	1	10

• - Automatic NCAA FCS Playoff Bid
^ - At-Large NCAA FCS Playoff Berth

2005 FINAL STANDINGS

	OVC		ALL	
	W	L	W	L
EASTERN ILLINOIS •	**8**	**0**	**9**	**3**
Eastern Kentucky	7	1	7	4
Jacksonville State	6	2	6	5
Tennessee-Martin	4	4	6	5
Samford	4	4	5	6
Tennessee Tech	3	5	4	7
Southeast Missouri	2	6	2	9
Tennessee State	1	6	2	9
Murray State	0	7	2	9

• - Automatic NCAA I-AA Playoff Bid

2004 FINAL STANDINGS

	OVC		ALL	
	W	L	W	L
Jacksonville State *	7	1	9	2
Murray State	6	2	7	4
Eastern Kentucky	6	2	6	5
EASTERN ILLINOIS	**4**	**4**	**5**	**6**
Tennessee Tech	3	4	6	5
Samford	3	5	4	7
Southeast Missouri	3	5	3	8
Tennessee State	2	5	4	7
Tennessee-Martin	1	7	2	9

• - Automatic NCAA I-AA Playoff Bid

2003 FINAL STANDINGS

	OVC		ALL	
	W	L	W	L
Jacksonville State •	7	1	8	4
Eastern Kentucky	6	2	7	5
Samford	5	3	7	4
Tennessee State	5	3	7	5
Southeast Missouri	5	3	5	7
EASTERN ILLINOIS	**3**	**5**	**4**	**8**
Murray State	3	5	4	8
Tennessee Tech	1	7	2	9
Tennessee-Martin	1	7	2	10

• - Automatic NCAA I-AA Playoff Bid

2002 FINAL STANDINGS

	OVC		ALL	
	W	L	W	L
EASTERN ILLINOIS ^	**5**	**1**	**8**	**4**
Murray State •	5	1	7	5
Southeast Missouri	4	2	8	4
Eastern Kentucky	4	2	8	4
Tennessee Tech	2	4	5	7
Tennessee State	1	5	2	10
Tennessee-Martin	0	6	2	10

• - Automatic NCAA I-AA Playoff Bid
^ - At-Large NCAA I-AA Playoff Berth

2001 FINAL STANDINGS

	OVC		ALL	
	W	L	W	L
EASTERN ILLINOIS •	**6**	**0**	**9**	**2**
Eastern Kentucky	5	1	8	2
Tennessee Tech	4	2	7	3
Tennessee State	3	3	8	3
Murray State	2	4	4	6
Southeast Missouri	2	5	4	7
Tennessee-Martin	0	6	1	10

• - Automatic NCAA I-AA Playoff Bid

2000 FINAL STANDINGS

	OVC		ALL	
	W	L	W	L
Western Kentucky •	7	0	11	2
EASTERN ILLINOIS ^	**6**	**1**	**8**	**4**
Tennessee Tech	5	2	8	3
Murray State	4	3	6	5
Eastern Kentucky	3	4	6	5
Tennessee State	2	5	3	8
Southeast Missouri	1	6	3	8
Tennessee-Martin	0	7	2	9

• - Automatic NCAA I-AA Playoff Bid
^ - At-Large NCAA I-AA Playoff Berth

1999 FINAL STANDINGS

	OVC		ALL	
	W	L	W	L
Tennessee State •	7	0	11	1
Murray State	5	2	7	4
Eastern Kentucky	4	3	7	4
Western Kentucky	4	3	6	5
Tennessee Tech	4	3	5	5
Southeast Missouri	2	5	3	8
EASTERN ILLINOIS	**2**	**5**	**2**	**10**
Tennessee-Martin	0	7	1	10

• - Automatic NCAA I-AA Playoff Bid

1998 FINAL STANDINGS

	OVC		ALL	
	W	L	W	L
Tennessee State •	6	1	9	3
Murray State	5	2	7	4
Middle Tennessee	5	2	5	5
EASTERN ILLINOIS	**4**	**3**	**6**	**5**
Eastern Kentucky	4	3	6	5
Tennessee Tech	2	5	4	7
Southeast Missouri	2	5	3	8
Tennessee-Martin	0	7	0	11

• - Automatic NCAA I-AA Playoff Bid

1997 FINAL STANDINGS

	OVC		ALL	
	W	L	W	L
Eastern Kentucky •	7	0	8	4
EASTERN ILLINOIS	**5**	**2**	**8**	**3**
Murray State	5	2	7	4
Tennessee Tech	4	3	6	5
Tennessee State	4	3	4	7
Middle Tennessee	2	5	4	6
Southeast Missouri	1	6	4	7
Tennessee-Martin	0	7	1	10

• - Automatic NCAA I-AA Playoff Bid

1996 FINAL STANDINGS

	OVC		ALL	
	W	L	W	L
Murray State •	8	0	11	2
EASTERN ILLINOIS ^	**6**	**2**	**8**	**4**
Eastern Kentucky	6	2	6	5
Middle Tennessee	4	4	6	5
Tennessee Tech	4	4	5	6
Tennessee State	3	5	4	7
Southeast Missouri	3	5	3	8
Austin Peay	1	7	1	10
Tennessee-Martin	1	7	1	10

• - Automatic NCAA I-AA Playoff Bid
^ - At-Large NCAA I-AA Playoff Berth

THE BEGINNING

Football at Eastern Illinois has also been a passion of the EIU student body along with the surrounding community dating back almost as long as the University has been in existence.

While it may not have been a priority when the campus admitted its first student body in the fall of 1899, football quickly became one of the first extra curricular activities on campus. Three weeks into that opening semester, the athletic association was formed, and 45 days after the first doors opened EIU played its initial intercollegiate game.

Oits Campbell, the university's auditor of accounting, was named the first head coach and EIU played its early games on a field located where the current Student Services Building resides. EIU played a team from neighboring Oakland in its first game and later played a game in Effingham against Austin College. EIU lost both contests.



Initial Football Team in front of Old Main, 1899

THE FIRST COACH

Until 1911 volunteer faculty coached the team. That year Charles Lantz from Harrisburg, Penn., was hired as the school's first athletic/physical education staff member. Lantz would coach football for 24 seasons during his 42 year stay on the Charleston campus.

During his tenure Lantz was undefeated at home during his first eight seasons which included a 104-0 rout of Pana, the Panthers most lopsided victory. His 1928 team became the last undefeated squad in school history with a 7-0-1 record that earned a share of the Little 19 Conference title.

Also during that time period, internationally known folk singer Burl Ives was a two-way lineman on the team. The Panthers also had their only fatality in an athletic event come in 1915 when Paul Root was injured on a hard tackle against Illinois State. He played one more down, collapsed on the field and later died at the hospital of a broken neck.

THE UNCROSSED GOAL LINE

Lantz's 1930 team may have been one of the best defensive units in school history as the were known as the "uncrossed goal line club." EIU was 6-1-1 that season and did not allow an opponent to score a touchdown the entire season. The only loss was a 2-0 setback to Southern Illinois as the lone score came when EIU's punter stepped back of the endzone line on a punt. The only other blemish on the record was a 0-0 tie with Bradley.

EIU'S FIRST ALL-AMERICAN



EIU opened the 1940's with another solid season as the Panthers went 6-1-1 under the direction of senior quarterback Bill Glenn. Glenn earned second team Little All-American honors that year as he completed a then school record 65.1 percent of his passes. Glenn would go on to play two years with the Chicago Bears to become the first EIU player associated with a National Football League team.

THE CORN BOWL SQUAD

The 1948 version of EIU football coached by Maynard (Pat) O'Brien appeared to be off to a slow start following a 1-1 showing in the first two games. However, EIU righted the ship to win six of its next seven contests including wins over in-state rivals Northern Illinois, Illinois State and Southern Illinois. Those wins landed EIU in the second annual Corn Bowl played on Thanksgiving Day in Bloomington, Illinois as EIU won the Interstate Intercollegiate Athletic Conference title. EIU would lose their only bowl game appearance to Illinois Wesleyan by a score of 6-0.

LEAN TIMES IN CHARLESTON

Following EIU's 1948 appearance in the Corn Bowl, EIU had only three winning seasons over the next 30 years and only one of them came after 1951. During that 30-year span, EIU witnessed the break-up of the IIAC conference as many Illinois schools moved to offering scholarships while EIU did not. Despite not having a winning season on the field, EIU did produce several players who went on to professional careers. Included in that lot was Ray Fisher, who was an original member of the 1960 Dallas Cowboys expansion franchise.

In 1969, EIU moved into a renovated Lincoln Field and offered athletic scholarships for the first time. Though the end of year records remained on the losing side, on the field performances increased as Nate Anderson became the first 1,000 yard running back in EIU history with back-to-back 1,200-plus yard performances in 1972 and 1973. Anderson would earn All-American honors both seasons becoming the first EIU player in more than 32 years to earn that honor.

The early 1970's also produced two long time NFL products as center Ted Petersen was drafted by the Pittsburgh Steelers and played on two Super Championship teams. Jeff Gossett also earned recognition at EIU going on to a 16-year career in the NFL that included one Pro Bowl appearance with the Oakland Raiders.

MUDRA SAVES PANTHER FOOTBALL

Amid grumbling from students and faculty alike, EIU President Gilbert Fite withstood the pressure to disband football and decided one more coach would be given a chance to salvage EIU football.

Athletic director Mike Mullally was able to convince Darrell Mudra to come out of his two-year retirement after being fired at Florida State in 1975. Mudra had performed miracles at other universities and was intrigued to take one more challenge.

Mudra's first order of business was to hire a 25-year-old offensive wizard and EIU alumnus, Mike Shanahan as his offensive coordinator. Bringing in some junior college transfers and convincing the returning players they could win, EIU went from 1-10 in 1977 to 12-2 in 1978 capturing the NCAA Division II National Championship.



Poke Cobb rushed for 1,609 yards as a senior in 1979

The 1978 season started at 4-0 and following back-to-back losses to Youngstown State and Akron, the Panthers would not lose again. EIU won the national championship over Delaware 10-9 as Mudra was tabbed "Dr. Victory" by the *Chicago Tribune* for curing a patient that appeared to be terminal.

Included in the Mudra Years were the rushing of Poke Cobb, the pass catching of James Warring and defense of Pete Catan and Randy Melvin. Mudra would leave EIU after five seasons with a 47-15-1 record that also included a national runner-up finish in 1980 as they were ranked No. 1 in the nation all season, losing only to Cal Poly in the title game.

I-AA CALLING

Following two National Championship game appearances in three years at the NCAA Division II level, EIU made the jump along with fellow members of the Mid-Continent Conference to the NCAA I-AA level in 1981. The Panthers faltered in their first season but rebounded with a 10-0-1 regular season in 1982 that saw EIU climb to No. 5 in the rankings. The Panthers would advance to the quarterfinals of the NCAA I-AA playoffs that season in the first of 12 NCAA Division I playoff appearances.

INTO THE GATEWAY

Darrell Mudra moved on from EIU in 1982, but his successor, Al Molde was equal to the task. Molde developed an early version of the run-and-shoot and had Sean Payton as the perfect quarterback to run it. Payton would pass for more than 10,000 yards in his career as the Panthers made two NCAA playoff appearances under Molde including a quarterfinal run in 1986, Payton's senior year.

Under Molde the Panthers also became one of the founding members of the Gateway Football Conference (1985) which blended members of the old Mid-Continent Conference and football playing schools in the Missouri Valley Conference. The Panthers also added lights to O'Brien Stadium in 1985 as part of the "Brighten O'Brien" campaign.

Molde also served as head coach in what most believe to be the most exciting game in EIU history. In front of a standing-room-only homecoming crowd of 11,000, Rich Ehmke hit a 58-yard field goal as time expired to lift EIU to a 31-30 win over Northern Iowa.

THE BOB SPOO ERA

While Mudra and Molde combined to win 77 games in nine seasons, no other coach has become more recognized with EIU football than recent head coach Bob Spoo. Spoo took over the coaching reigns following the 1986 season and guided EIU football to 144 wins, ten post-season appearances and numerous All-American selections.

With a philosophy based on a solid run game and sound kicking game, Spoo's program churned out 12 1,000 yard rushers under his watch. The Panthers also churned out several NFL products including former Green Bay Packers defensive lineman John Jurkovic, Buffalo Bills defensive back Chris Watson and current Dallas Cowboys pro bowl quarterback Tony Romo.



Spoo helped guide the Panthers into a new conference as EIU became a member of the Ohio Valley Conference in 1996. Since joining the OVC Panther football has won more than 60 percent of its games with seven post-season appearances as a member of the league..

EIU athletes have also excelled as members of the OVC with Tony Romo winning three-straight Offensive Player of the Year awards (2000-02) that culminated in the winning of the 2002 Walter Payton Award. Other EIU players of the year have been Nick Ricks, Clint Sellers and Donald Thomas as OVC Defenders of the Year while Vincent Webb took home top OVC Offensive honors in 2006.

Following his retirement as EIU head coach, Bob Spoo was inducted into the Ohio Valley Conference Hall of Fame on June 1, 2012.

FAST BREAK FOOTBALL

The Dino Babers era at EIU began December 9, 2011 as the former EIU assistant coach was named the 22nd head coach in the history of the program. Babers led the Panthers to their sixth Ohio Valley Conference title during his first season becoming the fourth EIU coach to take a team to the FCS playoffs. Wide receiver Erik Lora set the FCS single season record with 136 pass receptions. In 2013 EIU posted a 12-2 record climbing to No. 2 in the national rankings as quarterback Jimmy Garoppolo won the Walter Payton Award. Along the way the Panthers offense broke nearly every school and Ohio Valley Conference offensive record scoring 48.2 points per game while averaging 589.5 yards per contest. Seniors Jimmy Garoppolo and Erik Lora both finished their careers ranked in the NCAA top ten on the career passing and receiving lists.

SUCCESS BREEDS CHANGE

The success of Eastern Illinois led to a coaching change as Babers moved on to Bowling Green and the Panthers hired former assistant coach Kim Dameron as the program's 23rd head coach. Dameron was officially hired on January 10, 2014. He was the Panthers defensive coordinator in 2000 as EIU made the NCAA FCS playoffs that season.

EASTERN ILLINOIS FOOTBALL FIRST TEAM ALL-AMERICANS & AWARD CANDIDATES

2014	Collin Seibert	OG	AFCA 1st Team
			Walter Camp 1st Team
2013	Jimmy Garoppolo	QB	Walter Payton 'Player of the Year'
			FCSADA National Player of the Year
			AFCA 1st Team
			AP 1st Team
			Sports Network 1st Team
			Walter Camp 1st Team
	Erik Lora	WR	AFCA 1st Team
			AP 1st Team
			Sports Network 1st Team
			Walter Camp 1st Team
	Collin Seibert	OG	Sports Network 1st Team
2012	Erik Lora	WR	AFCA 1st Team
			AP 1st Team
			Sports Network 1st Team
			Walter Camp 1st Team
2006	Tristan Burge	SS	AFCA 1st Team
2005	Clint Sellers	LB	AFCA 1st Team
			FB Gazette 1st Team
2002	Kevin Hill	OG	Walter Camp 1st Team
			Sports Network 1st Team
			FB Gazette 1st Team
	Nick Ricks	LB	AP 1st Team
			Sports Network 1st Team
			FB Gazette 1st Team
	Tony Romo	QB	Walter Payton 'Player of the Year'
			AP 1st Team
			AFCA 1st Team
			Walter Camp 1st Team
			Sports Network 1st Team
	J.R. Taylor	TB	AP 1st Team
			Walter Camp 1st Team
			Sports Network 1st Team
			FB Gazette 1st Team
1995	Tim Carver	LB	FB Gazette 1st Team
	Willie High	RB	FB Gazette 1st Team
1992	Dan Dee	DT	Walter Camp 1st Team
			Sports Network 1st Team
1990	Tim Lance	DB	AP 1st Team
			Sports Network 1st Team
			Walter Camp 1st Team
1989	John Jurkovic	DT	AP 1st Team
			Kodak/AFCA 1st Team
			Sports Network 1st Team
1988	John Jurkovic	DT	Sports Network 1st Team
1986	Roy Banks	WR	AP 1st Team
			Kodak/AFCA 1st Team
1984	Jerry Wright	WR	Kodak/AFCA 1st Team
1983	Robert Williams	FS	AP 1st Team
			Kodak/AFCA 1st Team
	Chris Nicholson	DT	AP 1st Team
1982	Bob Norris	OG	AP 1st Team
	Robert Williams	SS	Kodak/AFCA 1st Team
1981	Kevin Gray	FS	Kodak/AFCA 1st Team
1980	Pete Catan	DE	AP 1st Team
			Kodak/AFCA 1st Team
1979	Poke Cobb	RB	AP 1st Team
			Kodak-AFCA 1st Team
	Pete Catan	DE	AP 1st Team
1978	James Warring	WR	AP 1st Team
			Kodak/AFCA 1st Team
1976	Ted Petersen	C	AP 1st Team
1972	Nate Anderson	RB	Kodak/AFCA 1st Team

WALTER PAYTON AWARD VOTING

2013	Jimmy Garoppolo	QB	Winner
2013	Erik Lora	WR	7th
2012	Erik Lora	WR	4th
2012	Jimmy Garoppolo	QB	10th
2002	Tony Romo	QB	Winner
2001	Tony Romo	QB	10th
2000	Tony Romo	QB	11th
1994	Willie High	RB	15th
1990	Tim Lance	DB	3rd

BUCK BUCHANAN AWARD VOTING

2007	Donald Thomas	LB	19th
2003	Nick Ricks	LB	13th
2002	Nick Ricks	LB	9th

EDDIE ROBINSON COACH OF THE YEAR VOTING

2013	Dino Babers	2nd
2012	Dino Babers	3rd
2009	Bob Spoo	16th
2005	Bob Spoo	11th
2001	Bob Spoo	11th
2000	Bob Spoo	2nd

FCSADA NATIONAL AWARDS (STARTED IN 2013)

2013	Jimmy Garoppolo	National Offensive Player of the Year
		National QB of the Year
	Erik Lora	National WR of the Year

Garoppolo Wins 2013 Walter Payton Award

PHILADELPHIA - Heads up, Tony Romo, there is another Eastern Illinois quarterback coming to the NFL.

And Jimmy Garoppolo is bringing his Walter Payton Award with him.

Monday night, Garoppolo became the second Payton Award winner from the Ohio Valley Conference school, following in Romo's footsteps, by outdistancing Eastern Washington quarterback Vernon Adams and Towson running back Terrance West in the voting for FCS outstanding player honors.

The 6-foot-3, 222-pound senior, perhaps the leading offensive candidate from the FCS for the 2014 NFL Draft, gained just over half of the first-place votes - 74 of 147 - and 576 points from a national panel of sports information and media relations directors, broadcasters, writers and other dignitaries. Adams was second with 446 points and West third with 370.

Garoppolo was spectacular during the regular season when Eastern Illinois went 11-1, won a second straight outright OVC championship and was ranked No. 2 in the nation, losing only to FBS member Northern Illinois by four points.

He ranked first in the FCS in passing yards (4,489), passing yards per game (374.1) and touchdown passes (48), second in total offense (377.9 yards per game) and points responsible for (25.8 per game), third in passing efficiency (170.6), and fourth in completions per game (26.7).

An easy choice for OVC offensive player of the year, Garoppolo threw for seven touchdowns against Illinois State and six against both Northern Illinois and UT Martin. He even caught a touchdown against Jacksonville State

The native of Arlington Heights, Ill. continued to build on his many Eastern Illinois and OVC records throughout the FCS playoffs this month. He finished the Panthers' 12-2 season completing 375-of-568 pass attempts (66 percent) for 5,050 yards and 53 touchdowns with only nine interceptions.

"Jimmy has had the best season from a college quarterback that I have ever seen, with the exception of maybe Robert Griffin when he won the Heisman at Baylor," said EIU coach Dino Babers, in his second season since arriving from Baylor. "He is the engine that makes us go.

"I'm happy for Jimmy, his family and his teammates for all the success he has had on the field this season and these types of awards are rightly deserved."

Romo, the Dallas Cowboys' star signal caller, won the Payton Award in 2002.

Adams, a 6-foot, 190-pound redshirt sophomore from Pasadena, Calif., finished EWU's 10-2 regular season with 4,059 passing yards and a conference-record 46 touchdown passes. With another 491 yards and four touchdowns on the ground, the Big Sky Conference offensive player of the year led the FCS in total offensive yards per game (379.2) as well as passing efficiency rating (185.7).

Adams has taken Eastern Washington to two FCS playoff wins and into the national semifinals. Overall, he is 291-for-444 for 4,600 yards and 53 touchdowns with 14 interceptions. He's raised his rushing yards to 540.

West, a 5-11, 223-pound junior from Baltimore, led the FCS in rushing yards (1,875) and scoring (31 touchdowns) during Towson's 10-2 regular season. The CAA Football offensive player of the year averaged 6.2 yards on a workhorse 301 carries.

Towson has won two playoff games and West will next square off with Adams in the national semifinals. After rushing for a playoff-record 354 yards against Eastern Illinois in the quarterfinals, West's amazing season totals are 364 carries for 2,295 yards as well as 39 total touchdowns, which ties the FCS single-season record.

The three Payton Award finalists were feted at The Sports Network's FCS Awards Banquet and Presentation along with the winners of the Buck Buchanan Award (Montana State defensive end Brad Daly, FCS outstanding defensive player), Jerry Rice Award (Eastern Washington wide receiver Cooper Kupp, FCS freshman of the year) and Eddie Robinson Award (North Dakota State's Craig Bohl, FCS coach of the year).

Jarrett Payton, son of the late Walter Payton, who enjoyed his Hall of Fame career with the Chicago Bears, presented the 27th Payton Award at the national banquet.

Story reprinted and updated from original article in December 2013







Top: Jimmy Garoppolo in action during the 2013 season as he won the Walter Payton Award.
Middle: Garoppolo and mother Denise at NFL Draft in New York City - May 2014.
Bottom: Garoppolo accepting the 2013 Walter Payton Award at ceremony in Philadelphia, Pa.

CAREER STATISTICS FOR JIMMY GAROPPOLO

YEAR	G/GS	A-C-INT	PCT.	YARDS	TD	LONG	YDS/G	EFFIC.
2010	8/8	211-124-13	58.8	1639	14	81	204.9	133.6
2011	11/11	349-217-14	62.2	2644	20	72	240.4	136.7
2012	12/12	540-331-15	61.3	3823	31	74	318.6	134.2
2013	14/14	568-375-9	66.0	5050	53	86	360.7	168.3
TOTALS	**45/45**	**1668-1047-51**	**62.8**	**13156**	**118**	**86**	**292.4**	**146.3**

Romo Wins 2002 Walter Payton Award

CHATTANOOGA, Tenn. - Eastern Illinois quarterback Tony Romo was named the 16th winner of the Walter Payton Award at the Division I-AA College Football Awards, on the eve of the 2002 national championship game.

The award is given annually to the most outstanding college football player on the Division I-AA level was established in 1987 by The Sports Network.

The senior passed for 3,165 yards and 34 touchdowns in 2002, completing 258 of 407 passes (63.4 percent) in leading Eastern Illinois to an 8-3 record, the Ohio Valley Conference co-title, and a I-AA playoff berth.

Romo headed one of the most prolific offenses in the nation during the 2002 season, as the Panthers averaged 37.7 points per game despite the presence of two I-A opponents and no sub-I-AA competition on its '02 slate. The Burlington, WI native finished his career with 85 touchdown passes, shattering the previous school mark of 75 held by current New Orleans Saints head coach Sean Payton.

"Walter Payton exemplified what dedication and commitment can accomplish," said Eastern Illinois coach Bob Spoo. "Tony is a classic example of what can be achieved by following Payton's qualities. Tony earned the respect of his teammates by his work ethic. No matter how much individual success he achieved, he still was one of the hardest working players right up to his final collegiate game. That work ethic and leadership resulted in his teammates expecting to succeed. Tony is a quality young man who led his team to victories."

Romo began his 2002 campaign by passing for 319 yards and four touchdowns against I-A Hawaii, and followed that performance by completing 23 of 35 passes against Big 12 power Kansas State. In OVC play, Romo retained his form, completing 28 of 38 for 373 yards and four touchdowns in a win over Tennessee Tech, and came back the next week with 359 yards and two touchdowns against Eastern Kentucky. In the latter game, Romo made perhaps the biggest rush of his career, bolting for an eight-yard touchdown as time expired to give EIU a 25-24 win. The 6-3, 224-pounder wouldn't slow down after that, throwing for a combined 919 yards and 11 touchdowns against league foes Southeast Missouri, Tennessee State and Murray State. For his efforts, Romo was named OVC Offensive Player of the Year, becoming the first player in league history to win three straight such honors.

Romo was the seventh quarterback to win the Payton Award, and the first since Montana's Dave Dickenson in 1995. The senior became the first player from the Ohio Valley Conference to win the Payton, and only the second from the league to capture a major I-AA Award. Murray State's Houston Nutt, now the head coach at Mississippi, won the Eddie Robinson Award in 1995.

Romo received 24 first-place votes and 268 points from the panel of 109 I-AA sports information directors and selected media. Following Romo in the voting were Villanova quarterback Brett Gordon, who earned 18 first-place votes and 245 total points, and Grambling State's Bruce Eugene, who had 21 first-place votes and 234 total points.

Story reprinted and updated from original article in December 2002.







CAREER STATISTICS FOR TONY ROMO

YEAR	G/GS	A-C-INT	PCT.	YARDS	TD	LONG	YDS/G	EFFIC.
1999	3/2	49-24-2	49.0	396	3	47	132.0	128.9
2000	11/11	278-164-12	59.0	2583	27	98	234.8	160.5
2001	10/10	207-138-6	66.7	2068	21	80	206.8	178.3
2002	12/12	407-258-16	63.4	3165	34	71	263.8	148.4
TOTALS	**36/35**	**941-584-36**	**62.1**	**8212**	**85**	**98**	**228.1**	**157.5**

Top: Tony Romo in action during the 2002 season as he won the Walter Payton Award.
Middle: Romo in action with the Dallas Cowboys during his 2006 Pro Bowl season.
Bottom: Romo accepting 2002 Walter Payton Award at ceremony in Chattanooga, Tenn.

NCAA FOOTBALL CHAMPIONSHIP SUBDIVISION ALL-AMERICANS (formerly I-AA)

2014	Collin Seibert	OG	Sports Network 1st Team
			AFCA 1st Team
			AP 1st Team
			Walter Camp 1st Team
	Adam Drake	WR	Sports Network 2nd Team
			AP 3rd Team
2013	Jimmy Garoppolo	QB	**Walter Payton 'Player of the Year'**
			FCSADA National Offensive Player
			AP 1st Team
			AFCA 1st Team
			Walter Camp 1st Team
			Sports Network 1st Team
	Erik Lora	WR	AFCA 1st Team
			AP 1st Team
			Sports Network 1st Team
			Walter Camp 1st Team
	Collin Seibert	OG	Sports Network 1st Team
			AP 3rd Team
	Dominic Pagliara	OT	AP 3rd Team
	Adam Drake	WR	Sports Network 3rd Team
	Jeff LePak	TE	Sports Network 3rd Team
	Jimmy Lowery	OT	Freshman All-American
2012	Erik Lora	WR	AFCA 1st Team
			AP 1st Team
			Sports Network 1st Team
			Walter Camp 1st Team
2009	Chaz Millard	C	Sports Network 3rd Team
2008	Pierre Walters	DE	AP 2nd Team
			Sports Network HM
	Chaz Millard	OG	Sports Network HM
2007	Pierre Walters	DE	AP 3rd Team
	Drew Cairo-Gross	C	Sports Network HM
	Kevin Cook	P	Sports Network HM
	Chaz Millard	OG	Sports Network HM
	Anthony Rubican	OT	Sports Network HM
	Micah Rucker	WR	Sports Network HM
	Donald Thomas	LB	Sports Network HM
2006	Tristan Burge	SS	AFCA 1st Team
			AP 3rd Team
			Sports Network 3rd Team
	Jon Rueter	OG	AP 2nd Team
	Donald Thomas	LB	Sports Network 2nd Team
	Micah Rucker	WR	Sports Network 3rd Team
2005	Tristan Burge	SS	Sports Network 2nd Team
			FB Gazette 2nd Team
	Clint Sellers	LB	AFCA 1st Team
			FB Gazette 1st Team
			Sports Network 2nd Team
			AP 3rd Team
	Lucius Seymour	LB	FB Gazette 3rd Team
2004	Marcus Lorick	DT	Sports Network 2nd Team
2002	Tony Romo	QB	**Walter Payton 'Player of the Year'**
			AP 1st Team
			AFCA 1st Team
			Walter Camp 1st Team
			Sports Network 1st Team
			FB Gazette Second Team
	Nick Eller	TE	Sports Network 2nd Team
			AP 3rd Team
	Kevin Hill	OG	Walter Camp 1st Team
			Sports Network 1st Team
			FB Gazette 1st Team
	Andre Raymond	TB	FB Gazette HM
	Nick Ricks	LB	AP 1st Team
			Sports Network 1st Team
			FB Gazette 1st Team
	J.R. Taylor	TB	AP 1st Team
			Walter Camp 1st Team
			Sports Network 1st Team
			FB Gazette 1st Team
2001	Fred Miller	LB	FB Gazette 2nd Team
	Nick Ricks	LB	Sports Network 2nd Team
			AP 3rd Team
	Tony Romo	QB	AP 3rd Team
			FB Gazette HM
2000	Tony Romo	QB	FB Gazette HM
	Kourtney Young	CB	AP 3rd Team
1998	Ryan Shuff	OG	AP 3rd Team
1997	Chris Dunkle	C	AP 2nd Team
			Sports Network 3rd Team
	Thomas Williams	LB	Sports Network 3rd Team
1995	Tim Carver	LB	AP 2nd Team
			FB Gazette 1st Team
			Sports Network 2nd Team
	Chris Anderson	C	AP 3rd Team
	Willie High	RB	FB Gazette 1st Team
1994	Ray McElroy	DB	AP 3rd Team
	Tim Carver	LB	AP 3rd Team
1992	Dan Dee	DT	Walter Camp 1st Team
			AP 2nd Team
			Sports Network 1st Team
			FB Gazette 2nd Team
	Brad Fichtel	C	AP 2nd Team
1991	Brad Fichtel	C	Sports Network 2nd Team
1990	Tim Lance	DB	AP 1st Team
			Sports Network 1st Team
			Walter Camp 1st Team
	Kent McIntyre	DT	Sports Network 2nd Team
1989	John Jurkovic	DT	AP 1st Team
			Kodak/AFCA 1st Team
			Sports Network 1st Team
	Tim Lance	DB	AP 3rd Team
1988	John Jurkovic	DT	Sports Network 1st Team
			AP HM
	Daryl Holcombe	DB	AP HM
	Dave Popp	OT	AP HM
	Jeff Rolson	DT	AP HM
	Scott Johnson	DB	AP HM

NCAA FOOTBALL CHAMPIONSHIP SUBDIVISION ALL-AMERICANS (formerly I-AA)

1987	DuWayne Pitts	RB	AP HM
	Rich Ehmke	PK	AP HM
	Ralph Stewart	WR	AP HM
	Daryl Holcombe	CB	AP HM
1986	Roy Banks	WR	AP 1st Team
			Kodak/AFCA 1st Team
			Football News HM
	Sean Payton	QB	AP HM
			Football News HM
	Calvin Pierce	WR	Football News 2nd Team
			AP HM
	John Jurkovic	DT	AP HM
			Football News HM
1985	Roy Banks	WR	AP HM
	Tom Moskal	DT	AP HM
	Sean Payton	QB	AP HM
	Calvin Pierce	WR	AP HM
1984	Jerry Wright	WR	Kodak/AFCA 1st Team
			AP 3rd Team
	Roy Banks	WR	AP HM
	Tyrone Covington	LB	AP HM
	Sean Payton	QB	AP HM
1983	Robert Williams	FS	AP 1st Team
			Kodak/AFCA 1st Team
	Chris Nicholson	DT	AP 1st Team
	Alvin McMurray	OT	AP 3rd Team
	Kevin Staple	RB	AP Honorable Mention
	Tyrone Covington	LB	AP Honorable Mention
	Jerry Wright	WR	AP Honorable Mention
1982	Bob Norris	OG	AP 1st Team
	Robert Williams	SS	Kodak/AFCA 1st Team
			AP 2nd Team
	Jeff Christensen	QB	The Sporting News HM
			AP Honorable Mention
	Greg Duncan	DE	AP 2nd Team
	Kevin Staple	RB	AP Honorable Mention
	Keith Wojnowski	DE	AP Honorable Mention
1981	Kevin Gray	FS	Kodak/AFCA 1st Team
			AP Honorable Mention
	Rob Mehalic	TE	AP Honorable Mention
	Roger Holoman	WR	AP Honorable Mention
	Scott Gilleland	C	AP Honorable Mention
	Bob Norris	OG	AP Honorable Mention
	Keith Wojnowski	DE	AP Honorable Mention
	Tom Murray	LB	AP Honorable Mention
	Ira Jefferson	LB	AP Honorable Mention
	Wilbert James	CB	AP Honorable Mention
	Don Manzke	P	AP Honorable Mention

ALL-STAR GAME PARTICIPANTS

2015	Collin Seibert	OL	Conquistador Bowl
2014	Jimmy Garoppolo	QB	Senior Bowl
			East-West Shrine Game
2014	Erik Lora	WR	East-West Shrine Game
2009	Chris Campbell	OT	Texas vs. The Nation
2008	Pierre Walters	DE	Texas vs. The Nation
2006	Jon Rueter	OL	Magnolia Grid-iron Classic
1997	Thomas Williams	LB	Blue-Gray Classic
1995	Aaron Hill	OL	National All-Star Game
1994	Ray McElroy	DB	Blue-Gray Classic
	Duane Conway	OL	Blue-Gray Classic
1991	Tim Lance	DB	Blue-Gray Classic
1990	John Jurkovic	DT	Blue-Gray Classic
			King All Star Game

ACADEMIC ALL-AMERICANS

2005	Tom Schofield	P	2nd Team
1995	Tim Carver	LB	1st Team
	Chris Anderson	C	2nd Team
1994	Tim Carver	LB	2nd Team
1989	Eric Arnold	QB	2nd Team

NCAA DIVISION II ALL-AMERICANS

1980	Pete Catan	DE	AP 1st Team
			Kodak/AFCA 1st Team
	Randy Melvin	DT	AP 2nd Team
	Kevin Gray	FS	AP 2nd Team
	Scott McGhee	WR	AP 3rd Team
1979	Poke Cobb	RB	AP 1st Team
			Kodak-AFCA 1st Team
	Pete Catan	DE	AP 1st Team
	Jack Lafferty	C	AP Honorable Mention
	Randy Melvin	DT	AP Honorable Mention
1978	James Warring	WR	AP 1st Team
			Kodak/AFCA 1st Team
	Poke Cobb	RB	AP 2nd Team
	Pete Catan	DE	AP Honorable Mention
1976	Ted Petersen	C	AP 1st Team
	Wayne Ramsey	DL	AP Honorable Mention
1974	Alex Russell	DT	AP Honorable Mention
1973	Nate Anderson	RB	AP 3rd Team
1972	Nate Anderson	RB	Kodak/AFCA 1st Team
			AP Honorable Mention

LITTLE ALL-AMERICAN

1940	Bill Glenn	QB	2nd Team

ALL-OHIO VALLEY CONFERENCE SELECTIONS ... 1996-PRESENT

2014	Adam Drake	WR	First Team
	Jeff LePak	TE	First Team
	Collin Seibert	OG	First Team
	Kamu Grugier-Hill	LB	First Team
	Jourdan Wickliffe	DB	First Team
	Jalen Whitlow	QB	Second Team
	Nick Borre	C	Second Team
	Evan Kanz	OT	Second Team
	Dino Fanti	DT	Second Team
	Robert Haynes	LB	Second Team
	Jalen Whitlow	QB	All-Newcomer Team
	Nick Bruno	K	All-Newcomer Team
2013	Dino Babers		Coach of the Year
	Jimmy Garoppolo	QB	Offensive "Player of the Year"
	Nick Beard	DB	First Team
	Jeff LePak	TE	First Team
	Shepard Little	RB	First Team
	Erik Lora	WR	First Team
	Dominic Pagliara	OT	First Team
	Collin Seibert	OG	First Team
	Pat Wertz	DL	First Team
	Jourdan Wickliffe	DB	First Team
	Nick Borre	C	Second Team
	Adam Drake	WR	Second Team
	Taylor Duncan	RB	Second Team
	Dino Fanti	DL	Second Team
	Robert Haynes	LB	Second Team
	Shepard Little	RS	Second Team
	Jeff LePak	TE	All-Newcomer
	Shepard Little	RB	All-Newcomer Team
	Jimmy Lowery	OT	All-Newcomer Team
2012	Dino Babers		Coach of the Year
	Erik Lora	WR	Offensive Player of the Year
	Nick Beard	DB	First Team
	Cameron Berra	K	First Team
	Artavious Dowdell	DL	First Team
	Collin Seibert	OG	First Team
	Jimmy Garoppolo	QB	Second Team
	Sam Hendricks	TE	Second Team
	Roosevelt Holliday	DL	Second Team
	Kevin Kapellas	C	Second Team
	Jake Walker	RB	Second Team
	Pat Wertz	DL	Second Team
	LeQuince McCall	LB	All-Newcomer Team
2011	Von Wise	TE	Second Team
	Artavious Dowdell	DE	Second Team
	Cory Leman	LB	Second Team
	Eric Zink	OL	Second Team
2010	Spyros Bazigos	DT	First Team
	Kevin Cook	P	First Team
	Nick Nasti	LB	First Team
	CJ James	DB	Second Team
	Jimmy Garoppolo	QB	All-Newcomer Team
2009	Bob Spoo		"Coach of the Year"
	Chaz Millard	C	First Team
	Trevor Frericks	DT	First Team
	CJ James	DB	First Team
	Austin Signor	K	First Team
	Jake Christensen	QB	Second Team
	Mon Williams	RB	Second Team
	Chris Campbell	OT	Second Team
	Willie Henderson	OG	Second Team
	Perry Burge	DE	Second Team
	Rashad Haynes	DB	Second Team
2008	Travorus Bess	RB	First Team
	Chaz Millard	OG	First Team
	Pierre Walters	DE	First Team
	Donovan Johnson	DE	Second Team
	Jeff Sobol	DT	Second Team
2007	Ademola Adeniji	RB	First Team
	Chaz Millard	OG	First Team
	Anthony Rubican	OT	First Team
	Micah Rucker	WR	First Team
	Donald Thomas	LB	First Team
	Pierre Walters	DE	First Team
	Drew Cairo-Gross	C	Second Team
	Kevin Cook	P	Second Team
	Rashad Haynes	DB	Second Team
	Ke'Andre Sams	DB	Second Team
	Kevin Mahoney	OL	All-Newcomer Team
2006	Donald Thomas	LB	Defensive "Player of the Year"
	Vincent Webb	RB	Offensive "Player of the Year"
	Tristan Burge	SS	First Team
	Micah Rucker	WR	First Team
	Jon Rueter	OG	First Team
	Anthony Rubican	OT	First Team
	Lucius Seymour	LB	First Team
	Eric Johnson	OT	Second Team
	Adam Parsill	TE	Second Team
	Pierre Walters	DE	Second Team
	Jeff Sobol	DT	All-Newcomer Team
	Cole Stinson	QB	All-Newcomer Team
2005	Bob Spoo		"Coach of the Year'
	Clint Sellers	LB	Defensive "Player of the Year"
	Tristan Burge	SS	First Team
	Eric Johnson	OT	First Team
	Jon Rueter	OG	First Team
	Anthony Rubican	OT	Second Team
	Lucius Seymour	LB	Second Team
	Vincent Webb	RB	Second Team
	Zach Yates	PK	All-Newcomer Team
2004	Jamarr Day	LB	First Team
	Marcus Lorick	DL	First Team
	Ryan Voss	WR	First Team
	Ben Brown	DB	Second Team
	Kory Lothe	DL	Second Team
	Pascal Matla	C	Second Team
	Matt Schabert	QB	Second Team
	Steve Sobolewski	OG	Second Team
2003	Frank Castanoli	OT	First Team
	Nick Ricks	LB	First Team
	Nick Eller	TE	Second Team
	Marcus Lorick	DL	Second Team
	Kory Lothe	DL	Second Team
	Fred Miller	LB	Second Team
2002	Tony Romo	QB	Offensive "Player of the Year"
	Nick Ricks	LB	Defensive "Player of the Year"
	Mike Bujnak	OT	First Team
	Nick Eller	TE	First Team
	Kevin Hill	OG	First Team
	Andre Raymond	KR	First Team
	Scott Sholl	C	First Team
	J.R. Taylor	RB	First Team
	Clint Alexander	DL	Second Team
	Frank Castagnoli	OT	Second Team
	Obinno Coley	DB	Second Team
	Fred Miller	LB	Second Team
	Andre Raymond	WR	Second Team
	Chris Rosenlund	OG	Second Team
2001	Bob Spoo		"Coach of the Year"
	Tony Romo	QB	Offensive "Player of the Year"
	Bill Besenhofer	P/K	First Team
	Mike Bujnak	OT	First Team
	Kevin Hill	OG	First Team
	Fred Miller	LB	First Team
	Nick Ricks	LB	First Team
	J.R. Taylor	TB	First Team
	Kourtney Young	DB	First Team
	Frank Cutolo	WR	Second Team
	Scotty Gilkey	TE	Second Team
	Andre Raymond	TB	Second Team
	Scott Sholl	C	Second Team
	Brad Metzger	DT	Honorable Mention
	Gonzalo Segovia	DE	Honorable Mention

ALL-OHIO VALLEY CONFERENCE SELECTIONS ... 1996-PRESENT

2000	Tony Romo	QB	Offensive "Player of the Year"
	Mike Carlin	DL	First Team
	Dan Fellows	OT	First Team
	Matt Gehrig	OG	First Team
	Nathan Kreke	TE	First Team
	Kourtney Young	DB	First Team
	Frank Cutolo	WR	Second Team
	Nick Ricks	LB	Second Team
	Bill Besenhofer	K	Honorable Mention
	Gonzalo Segovia	DL	Honorable Mention
	John Williams	DB	Honorable Mention
1999	John Williams	DB	First Team
	Anthony Buich	QB	Second Team
	Bill Besenhoffer	P	Second Team
	Frank Cutolo	DL	Honorable Mention
	Steve Marcinkowski	DL	Honorable Mention
1998	Justin Lynch	TB	First Team
	Ryan Shuff	OG	First Team
	Antwan Perry	S	First Team
	Seth Willingham	TE	First Team
	Steffan Nicholson	CB	Second Team
	Reggie Scott	DT	Second Team
	Jerrell Smith	OT	Second Team
	Fred Baker	TE	Honorable Mention
	Lance Lohrenz	LB	Honorable Mention
	Chris Watson	CB	Honorable Mention
1997	Chris Dunkle	C	First Team
	Chris Watson	CB	First Team
	Pete Wilkes	OG	First Team
	Thomas Williams	LB	First Team
	Justin Lynch	TB	Second Team
	Antwan Perry	CB	Second Team
	Mike Simpson	QB	Second Team
	Rodney Wilson	LB	Second Team
	Ethan Banning	DL	Honorable Mention
	Seth Willingham	TE	Honorable Mention
1996	Lemont Clark	OG	First Team
	Travis Hunerburg	OT	First Team
	Chris Westenberger	C	First Team
	Shawn Denzer	P	Second Team
	Justin Lynch	RB	Second Team
	John Moyer	DL	Second Team
	Hasheem Rasheed	DB	Second Team
	Bob Rosenstiel	TE	Second Team
	Mike Simpson	QB	Second Team
	Chris Watson	KR/PR	Second Team
	Rodney Wilson	LB	Second Team

ALL-GATEWAY CONFERENCE SELECTIONS ... 1986-1995

1995	Tim Carver	LB	Defensive "Player of the Year"
	Willie High	RB	1st Team
	Chris Anderson	C	1st Team
	Brian McGavock	DT	2nd Team
	James Dorsey	CB	2nd Team
	Pete Mauch	QB	2nd Team
	Steve Largent	K	Honorable Mention
	Charlie Roche	TE	Honorable Mention
	Chris Hicks	RB	Honorable Mention
	Curtis Price	DE	Honorable Mention
1994	Tim Carver	LB	1st Team
	Willie High	RB	1st Team
	Kevin Zeng	DE	1st Team
	Ray McElroy	DE	1st Team
	Greg Jensik	WR	2nd Team
	Mike Richart	OT	2nd Team
	Pete Mauch	QB	Honorable Mention
	Chris Wilkerson	DT	Honorable Mention
	Mike Miller	LB	Honorable Mention
1993	Demetrius Lane	DT	1st Team
	Willie High	RB	1st Team
	Ray McElroy	CB	1st Team
	Steve Largent	PK	2nd Team
	Kevin Zeng	DE	2nd Team
	Tim Carver	LB	2nd Team
	Duane Conway	C	Honorable Mention
	Greg Jensik	WR	Honorable Mention
	Don Mensik	OG	Honorable Mention
1992	Brad Fichtel	C	1st Team
	Dan Dee	DT	1st Team
	Ray McElroy	CB	1st Team
	Shavez Hawkins	SS	2nd Team
	John Vakos	DT	2nd Team
	Jeff Thorne	QB	Honorable Mention
	Mike Rummell	WR	Honorable Mention
	Jason Caldwell	P	Honorable Mention
1991	Brian Pindar	P	1st Team
	Jamie Jones	RB	1st Team
	Tim Gleason	OG	1st Team
	Kent McIntyre	DT	1st Team
	Tony Farrell	S	1st Team
	Jeff Thorne	QB	2nd Team
	Tim Moore	TE	2nd Team
	Brad Fichtel	C	Honorable Mention
	Brian Callahan	OG	Honorable Mention
	Dan Dee	DT	Honorable Mention
1990	Tim Lance	DB	Defensive "Player of the Year"
	Brian Pindar	P	1st Team
	Jamie Jones	RB	2nd Team
	Brad Fichtel	OG	2nd Team
	Kent McIntyre	DT	2nd Team
	Tod Schwager	C	Honorable Mention
	Jeff Oetting	DE	Honorable Mention
	John Noll	LB	Honorable Mention
1989	John Jurkovic	DT	Defensive "Player of the Year"
	Eric Thorsen	OG	1st Team
	Brent Fischer	OT	1st Team
	Jeff Mills	LB	1st Team
	Daryl Holcombe	DB	1st Team
	Tim Lance	DB	1st Team
	Eric Arnold	QB	2nd Team
	Jamie Jones	RB	2nd Team
	Tim Moore	TE	2nd Team
	R. L. Reynolds	CB	2nd Team
	Jason Cook	WR	Honorable Mention
1988	John Jurkovic	DT	Defensive "Player of the Year"
	Dave Popp	OT	1st Team
	Jeff Rolson	DE	1st Team
	Scott Johnson	DB	1st Team
	Ralph Stewart	WR	2nd Team
	Jeff Mills	LB	2nd Team
	Daryl Holcombe	DB	2nd Team
	Sean O'Brien	C	Honorable Mention
1987	DuWayne Pitts	RB	1st Team
	Ralph Stewart	WR	1st Team
	Rich Ehmke	PK	1st Team
	Daryl Holcombe	CB	1st Team
	Sean O'Brien	C	2nd Team
	Jeff Rolson	DE	2nd Team
	Carl Parker	DT	2nd Team
	R. L. Reynolds	DE	2nd Team
	Steve Tillotson	P	2nd Team
	Dave Popp	OT	Honorable Mention
	Jim Miteff	OH	Honorable Mention
1986	Sean Payton	QB	Offensive "Player of the Year"
	Roy Banks	WR	1st Team
	Calvin Pierce	WR	1st Team
	John Jurkovic	DT	1st Team
	James Marable	RB	2nd Team
	Steve Bonnes	OT	2nd Team
	Rich Ehmke	PK	2nd Team
	Aaron Thomas	DT	2nd Team
	Bob Bronaugh	DB	2nd Team
	R. L. Reynolds	DB	2nd Team

TEAM SEASON RECORDS

OHIO VALLEY CONFERENCE RECORDS

GAME RECORDS

Completion Pct.	Tony Romo, 1.000 (16-16)	2001 vs. Indiana State
Receptions	Erik Lora, 21	2012 vs. Murray State
Punt Return TD	Frank Cutolo, 2	2000 vs. KY Wesleyan

SEASON RECORDS

Total Offense	Jimmy Garoppolo	5,112 yards (2013)
Pass Completions	Jimmy Garoppolo	375 (2013)
Passing Yards	Jimmy Garoppolo	5,050 yards (2013)
Passing Touchdowns	Jimmy Garoppolo	53 (2013)
Receptions	**Erik Lora**	**136 (2012) FCS Record**
Receiving Yards	Erik Lora	1,664 yards (2012)
TD Receptions	Erik Lora	19 (2013)
Extra Points	**Cameron Berra**	**77 (2013) FCS Record**

CAREER RECORDS

Total Offense	Jimmy Garoppolo	13,089 yards (2010-13)
Pass Completions	Jimmy Garoppolo	1,047 (2010-13)
Passing Yards	Jimmy Garoppolo	13,156 yards (2010-13)
Passing Touchdowns	Jimmy Garoppolo	118 (2010-13)
Completion Pct.	Mike Simpson	67.1 (331-493) (1996-97)
Receptions	Erik Lora	332 (2009-13)
Receiving Yards	Erik Lora	4,006 yards (2009-13)
TD Receptions	Erik Lora	35 (2009-13)
Extra Points	Cameron Berra	172 (2010-13)

TEAM GAME RECORDS

Plays	112 vs. UT Martin (2013)
Combined Plays	**210 vs. Murray State (2012) - FCS Record**
Punt Return Yards	190 vs. Tennessee Tech (2013)

TEAM SEASON RECORDS

Points	675 (2013)
Touchdowns	95 (2013)
Extra Points	78 (2013)
Passing Touchdowns	395 (2013)
Most Plays	1,219 (2013)
Yards Per Game	589.5 (2013)
Passing Yards	5,213 (2013)
Passing Yards Avg.	372.4 (2013)

FCS RECORDS

GAME RECORDS

Fewest Yards Allowed	-12 (Nov. 13, 1982 vs. Kentucky Wesleyan)
Combined Plays	210 (Sept. 22, 2012 vs. Murray State)

SEASON RECORDS

Receptions	Erik Lora	136 (2012) FCS Record
Extra Points	Cameron Berra	77 (2013) FCS Record

MISC. RECORDS

Combined Reception Total (2 Receivers Same Team)
208 (2013, Erik Lora - 123, Adam Drake - 85)

Combined Yards Gained (2 Receivers Same Team)
5,806 yards (1983-86, Roy Banks - 3,177, Calvin Pierce - 2,629)

FCS PLAYOFF RECORDS

GAME RECORDS

Receptions	Erik Lora, 18 vs. Towson (Dec. 13, 2013)	

TOTAL OFFENSE:

1	8,253	2013
2	**5,761**	**2014**
3	5,651	2012
4	5,431	2002
5	4,982	2000

RUSHING YARDAGE:

1	3,040	2013
2	2,882	1976
3	**2,836**	**2014**
4	2,781	1978
5	2,739	1996

RUSHING ATTEMPTS:

1	611	2013
2	600	1976
3	589	1996
4	581	1995
5	571	1975

PASSING YARDAGE:

1	5,213	2013
2	4,071	1984
3	4,019	2012
4	3,587	1986
5	3,213	2002

PASSING ATTEMPTS:

1	608	2013
2	554	2012
3	503	1985
4	503	1986
5	457	1981

PASSES COMPLETED:

1	395	2013
2	341	2012
3	288	1984
4	263	2002
5	262	1985

TOUCHDOWNS:

1	95	2013
2	61	2002
3	58	2012
4	58	2000
5	54	1986

TOUCHDOWN PASSES:

1	55	2013
2	34	2012
	34	2002
4	29	1984
5	28	1980

TOUCHDOWNS RUSHING:

1	35	2013
2	30	1996
3	29	2007
4	**27**	**2014**
	27	1986
6	25	2002 / 2001 / 1979

POINTS SCORED:

1	675 (48.2 ppg)	2013
2	438 (36.5 ppg)	2012
3	430 (39.1 ppg)	2000
4	424 (38.5 pgg)	2002
5	409 (37.1 ppg)	1986
6	383 (34.8 ppg)	1978

FIELD GOALS MADE:

1	16 (of 26)	1995
2	15 (of 21)	2008
	15 (of 26)	1987
4	**14 (of 16)**	**2014**
	14 (of 22)	2009
	14 (of 27)	1983

POINT AFTER ATTEMPTS MADE:

1	78 (of 91)	2013
2	49 (of 50)	2000
3	48 (of 52)	2012
4	47 (of 50)	1986
	47 (of 50)	1978

QUARTERBACK SACKS:

1	71	1982
2	52	1979
3	45	1981
4	44	1980
5	42	1986

TACKLES FOR LOSS:

1	111	2002
2	104	2000
3	101	1978
4	99	2013
5	92	2008
6	85	2012

INTERCEPTIONS:

1	31	1980
2	25	1971
3	24	1983
4	22	1986
5	5 teams tied with 20 last	2005

FUMBLES RECOVERED:

1	23	2013
2	21	2005
	21	1980
	21	1978
5	20	2003

TURNOVERS FORCED:

1	52	1980
2	41	2005
	41	1978
4	40	1986
5	38	2013
	38	1982

INTERCEPTION RETURN FOR TD:

1	4	1980, 1984 & 2005

FUMBLE RETURN FOR TD:

1	4	2005

BLOCKED KICKS:

1	12	1988

PUNT RETURN FOR TD:

1	3	1988, 2000 & **2013**

KICK RETURN FOR TD:

1	1	12 seasons

CONSECUTIVE PASSES WITHOUT AN INTERCEPTION:

1	218	2007

TEAM TURNOVERS:

1	56	1981

TEAM GAME RECORDS

TOTAL OFFENSE:

739	vs. Illinois State	Sept. 14, 2013
704	at UT Martin	Nov. 23, 2013
683	vs. Winona State	Nov. 1, 1986
676	vs. Saginaw State	Sept. 21, 1985
671	vs. Austin Peay	Sept. 29, 2012
665	vs. Southeast Missouri	Oct. 19, 2013
656	vs. Illinois-Chicago	Sept. 27, 1969
654	**vs. Murray State**	**Nov. 8, 2014**
637	at UT Martin	Nov. 14, 1998
629	vs Indiana State	Sept. 9, 2006

RUSHING YARDAGE:

413	**vs. Austin Peay**	**Sept. 20, 2014**
413	vs. Jacksonville State	Nov. 16, 2013
398	vs. St. Joseph	Oct. 27, 1973
384	vs. Grand Valley State	Sept. 17, 1983
382	at UT Martin	Nov. 1, 2001
379	vs. Florida Atlantic	Nov. 16, 2002
378	vs. Northern Michigan	Oct. 20, 1979

RUSHING ATTEMPTS:

72	vs. Western Illinois	1976

PASSING YARDAGE:

509	vs. Austin Peay	Sept. 29, 2012
509	vs. Saginaw Valley	Sept. 21, 1985
501	at UT Martin	Nov. 23, 2013
491	vs. Illinois State	Sept. 14, 2013
486	at Missouri State	Oct. 27, 1984
482	vs. Western Kentucky	Nov. 10, 1984

PASSING ATTEMPTS:

62	vs. Murray State	Sept. 22, 2012
61	vs. Illinois State	Sept. 15, 2012
58	at Southern Illinois	Sept. 7, 2013
	(4 other games with 58 attempts)	

PASSES COMPLETED:

40	vs. Murray State	Sept. 22, 2012
40	vs. Saginaw Valley	Sept. 21, 1985

TOUCHDOWNS:

12	vs. Merom Academy	1920
10	at UT Martin	Nov. 23, 2013
10	vs. Kentucky State	Nov. 13, 1982

TOUCHDOWN PASSES:

7	vs. Illinois State	Sept. 14, 2013
7	vs. Southern Illinois	2012
6	at UT Martin	Nov. 23, 2013
6	at Northern Illinois	Sept. 21, 2013
	(3 other games with 6 TD passes)	

MOST EIU POINTS IN A QUARTER:

35	vs. Jacksonville State	Nov. 16, 2013
30	vs. Kentucky State	Nov. 13, 1982
30	vs. Central State	Sept. 26, 1981

MOST POINTS SCORED BY BOTH TEAMS:

105	at Illinois State	Sept. 15, 2012
	(ISU 54, EIU 51 - 2OT)	
102	vs. Tennessee State	Nov. 2, 2002
	(EIU 54; TSU 48)	

POINTS

82	Merom Academy	Nov. 18, 1920
73	Kentucky State	Nov. 13, 1982
70	at UT Martin	Nov. 23, 2013
69	Illinois College	1917
65	Austin Peay	Sept. 29, 2012
64	Winona State	Nov. 1, 1986
63	**Austin Peay**	**Sept. 20, 2014**
63	at Austin Peay	Oct. 10, 2013
62	Lock Haven	Aug. 31, 1991
60	at Wayne State	Nov. 9, 1968
60	Oakland City	Oct. 17, 1925

EIU LOWEST OFFENSIVE TOTAL:

76	at Youngstown State	Oct. 13, 1973
120	Central Arkansas	Sept. 11, 2010
130	at Central Michigan	Oct. 25, 1969
138	Illinois State	Nov. 25, 2006
142	at McNeese State	Sept. 11, 1993
142	at San Jose State	Sept. 5, 1987
142	at Northern Iowa	Sept. 6, 1975

EIU FEWEST RUSHING YARDS:

-12	at Northern Iowa	Oct. 7, 1995
-6	Tennessee Tech	Sept. 17, 2011
-5	UT Martin	Oct. 22, 2011
-3	at San Jose State	Sept. 5, 1987
-3	at Toledo	Sept. 22, 1984
1	Illinois State	Oct. 6, 1984

EIU FEWEST PASSING YARDS:

-1	at Murray State (2-of-6) +	Nov. 16, 1974
0	Southeast Missouri *	Oct. 13, 2001
0	Truman State (0-of-9)	Sept. 10, 1977
5	at Central Missouri (2-of-7)	Oct. 4, 1975
10	at Truman State (1-of-4)	Sept. 11, 1976
10	Fairmount State (1-of-13)	Sept. 28, 1968
12	at Indiana State (2-of-11)	Nov. 18, 1995

* EIU did not attempt a pass in the game
+ EIU completed one pass for 5 yards and one pass for negative 6 yards in the game.

QUATERBACK SACKS:

12	vs. Southwest Missouri	1986
12	vs. Kentucky State	1982

TURNOVERS:

8	vs. Youngstown State	1981

TURNOVERS CAUSED:

13	vs. Northern Illinois	1940
9	vs. Northeast Missouri	1983
9	vs. Western Illinois	1980

EIU OVERTIME GAMES

DOUBLE OVERTIME

Nov. 26, 1983 at Indiana State	L 13-16
Nov. 11, 2000 at Illinois State	L 41-44
Sept. 15, 2012 at Illinois State	L 51-54
Sept. 14, 2013 at Southern Illinois	W 40-37

OVERTIME

Nov. 27, 1982 vs. Jackson State	W 16-13
Sept. 11, 2004 vs. Indiana State	L 30-33
Nov. 6, 2004 at Tennessee Tech	L 37-40
Nov. 6, 2010 at Tennessee State	W 31-28
Sept. 22, 2012 vs. Murray State	W 50-49
Oct. 11, 2014 at Eastern Kentucky	L 33-36

1982 & 1983 games in FCS playoffs

MOST PLAYS IN A GAME:

112	at UT Martin	Nov. 23, 2013
106	at Illinois State	2012
104	**vs. Murray State**	**Nov. 8, 2014**

MOST PLAYS IN A GAME BY BOTH TEAMS:

210	vs. Murray State	2012
	Murray State (110), EIU (100)	

* FCS Record

OPPONENTS AGAINST EASTERN ILLINOIS

TOTAL OFFENSE:

675	Tennessee State	Nov. 2, 2002
674	at Illinois State	Oct. 18, 1969
656	at Marshall	Sept. 12, 1992
631	at Western Michigan	Sept. 8, 2012
629	at San Diego State	Oct. 6, 2001
609	at Northern Illinois	Sept. 24, 1994

RUSHING YARDAGE:

490	at Central Michigan	Oct. 23, 1971
472	Towson	Dec, 13, 2013
468	at Illinois State	Oct. 18, 1969
434	at South Dakota State	Nov. 24, 2012
432	Eastern Michigan	Oct. 21, 1972
425	Southern Illinois	Nov. 7, 1987
420	Central Michigan	Oct. 24, 1970
418	at Northern Illinois	Sept. 24, 1994
411	at Southeast Missouri	Oct. 1, 2011

PASSING YARDAGE:

529	Hawai'i	Sept. 30, 2006
473	Illinois State	Sept. 15, 2012
453	Hawai'i	Aug. 31, 2002
452	Hawai'i	Sept. 11, 1999
444	Idaho	Nov. 25, 1989
435	Tennessee State	Nov. 2, 2002
423	Murray State	Sept. 22, 2012
419	Truman State (NEMo.)	Sept. 6, 1986

POINTS

74	Illinois Wesleyan	Sept. 30, 1921
63	at Kansas State	Sept. 14, 2002
63	at Marshall	Sept. 12, 1992
61	at Hawai'i	Aug. 31, 2002
61	Central Michigan	Nov. 2, 1957
61	Millikin	Nov. 1, 1941
60	Central Michigan	Oct. 2, 1954

LOWEST OFFENSIVE TOTAL:

-12	vs. Kentucky State	Nov. 13, 1982
47	Butler	Sept. 8, 1979
50	UT Martin	Sept. 25, 1996
61	California (Pa.)	Aug. 30, 2003
65	Central State (Ohio)	Sept. 26, 1981
66	Illinois State	Nov. 10, 1979

OPPONENT FEWEST RUSHING YARDS:

-67	Kentucky State	Nov. 13, 1982
-23	Eastern Kentucky	Nov. 18, 2000
-1	Southeast Missouri	Nov. 9, 1996
- 1	Southern Illinois	Sept. 10, 1983
0	Northern Michigan	Nov. 1, 1980

OPPONENT FEWEST PASSING YARDS:

5	Central State (OH) (4-of-16)	Sept. 26, 1981
7	Youngstown State (1-of-12)	Dec. 2, 1978
10	Missouri State	Oct. 24, 1992
13	Northwestern (La.) State	Sept. 8, 1990
20	Butler	Sept. 8, 1979
20	Cameron (Okla.)	Oct. 15, 1977
22	Austin Peay	Nov. 2, 1996

INDIVIDUAL GAME RECORDS

INDIVIDUAL BESTS

TOTAL OFFENSE:

Sean Payton	507 vs. Saginaw Valley	1985
Jimmy Garoppolo	501 vs. Austin Peay	2012
Sean Payton	498 vs. SW Missouri	1984
Jimmy Garoppolo	476 at UT Martin	2013
Jimmy Garoppolo	469 vs. Illinois State	2013
Jimmy Garoppolo	442 at Southern Illinois	2013
Sean Payton	441 vs. W. Kentucky	1984
Anthony Buich	440 vs. SE Missouri	1999

RUSHING YARDAGE:

J.R. Taylor	308 vs. Florida Atlantic	2002
Kevin Staple	283 vs. Grand Valley	1983
Nate Anderson	268 vs. St. Joseph	1973
Nate Anderson	259 vs. SW Missouri	1972
Shepard Little	245 vs. Jacksonville State	2013

RUSHING ATTEMPTS:

Willie High	48 vs. Northern Iowa	1993

PASSING YARDAGE:

Sean Payton	509 vs. Saginaw Valley	1985
Sean Payton	486 vs. SW Missouri	1984
Jimmy Garoppolo	480 vs. Illinois State	2013
Jimmy Garoppolo	477 at UT Martin	2013
Sean Payton	461 vs. W. Kentucky	1984
Jimmy Garoppolo	453 vs. Austin Peay	2012
Jimmy Garoppolo	450 at Northern Illinois	2013
Jimmy Garoppolo	440 at Southern Illinois	2013

PASSING ATTEMPTS:

Jimmy Garoppolo	61 at Illionis State	2012
Jimmy Garoppolo	60 vs. Murray State	2012
Tony Romo	58 vs. Hawai'i	2002
Sean Payton	58 vs. Saginaw Valley	1985
Sean Payton	58 vs. Northern Iowa	1984

PASSES COMPLETED:

Sean Payton	40 vs. Saginaw Valley	1985
Jimmy Garoppolo	39 vs. Murray State	2012
Jimmy Garoppolo	37 at Illinois State	2012
Jimmy Garoppolo	35 at UT Martin	2012
Anthony Buich	36 vs. SE Missouri	1999

RECEIVING (CATCHES):

Erik Lora	21 vs. Murray State	2012
* OVC Record		
Erik Lora	18 vs. Towson	2013
Erik Lora	17 at UT Martin	2012
Erik Lora	15 vs. SE Missouri	2012
Willie White	15 vs. Illinois State	1971
Adam Drake	14 at UT Martin	2013
Erik Lora	14 at Northern Illinois	2013
Andre Raymond	14 vs. Hawai'i	2002
Rob Mehalic	14 vs. Delaware State	1981

RECEIVING (YARDS):

Erik Lora	269 vs. Murray State	2012
Frank Cutolo	239 vs. Tennessee St.	2001
Calvin Pierce	238 vs. SW Missouri	1986
Adam Drake	225 at UT Martin	2013
Chris Wright	217 at Tennessee State	2010
Frank Cutolo	217 vs. Northern Iowa	2001
Erik Lora	215 at UT Martin	2012
Ralph Stewart	201 vs. S. Illinois	1988

ALL-PURPOSE RUSHING:

Poke Cobb	336 vs. Butler	1976
Andre Raymond	335 vs. Hawai'i	2002

TOUCHDOWN RECEPTIONS:

Scott McGhee	4 vs. Northern Iowa	1978
James Warring	4 vs. Northern Michigan	1978

RUSHING YARDS BY A QB:

Jalen Whitlow	**137 vs. Austin Peay**	**2014**

INDIVIDUAL BESTS

TOUCHDOWNS:

Steve Turner	6 vs. Mecom Academy	1920
KSevin Staple	5 vs. Kentucky State	1982
Erik Lora	4 vs. Tennessee Tech	2013
J.R. Taylor	4 vs. Florida Atlantic	2002
J.R. Taylor	4 vs. Tennessee-Martin	2002
Kevin Staple	4 vs. Grand Valley	1983
James Warring	4 vs. Northern Michigan	1978
Scott McGhee	4 vs. Northern Iowa	1978

TOUCHDOWN PASSES:

Jimmy Garoppolo	7 vs. Illinois State	2013
Jimmy Garoppolo,	6 at UT Martin	2013
Jimmy Garoppolo,	6 at Northern Illinois	2013
Tony Romo	6 vs. Murray State	2000
Jeff Christensen	6 vs. Kentucky State	1982
Others (5 touchdown passes in a game)		
Jimmy Garoppolo 4 times, Sean Payton 2 times		
Tony Romo 1 time, Steve Turk 1 time		

SOLO TACKLES:

Thomas Williams	20 vs. St. Joseph	1997
Nick Ricks	18 vs. E. Kentucky	2002
Chris Nicholson	17 vs. SW Missouri	1983
Tim Lance	17 vs. Northern Iowa	1987
John Noll	15 vs. Northern Iowa	1987
Tim Lance	15 vs. W. Kentucky	1990
Jeff Mills	14 vs. Western Illinois	1988
Jeff Mills	14 vs. SW Missouri	1988

TOTAL TACKLES:

Tim Carver	31 vs. Texas-El Paso	1994
Jeff Mills	29 vs. SW Missouri	1988
Thomas Williams	27 vs. St. Joseph	1997
Nick Ricks	25 vs. E. Kentucky	2002
Tyrone Covington	25 vs. Illinois State	1984
John Noll	23 vs. Northern Iowa	1988
Ray Jeske	21 vs. Delaware	1978

TACKLES FOR LOSS:

Trevor Frericks	7.0 vs. Tennessee State	2009

QUARTERBACK SACKS:

John Jurkovic	6 vs. SW Missouri	1986
Pete Catan	6 vs. Southern Illinois	1979

PASSES INTERCEPTED:

Bill Glenn	5 vs. Northern Illinois	1940

MOST PASS RECEPTIONS BY A RUNNING BACK:

DuWayne Pitts	9 vs. SW Missouri	1984

MISC. INDIVIDUAL BESTS

LONGEST TOUCHDOWN PASS:

Tony Romo to Will Bumphus	98 vs. E. Kentucky	2000

LONGEST TOUCHDOWN RUN:

Jimmy Lera	96 at Southeast Missouri	2014
Poke Cobb	96 vs. Tennessee Tech	1976

LONGEST INTERCEPTION RETURN FOR TD:

Roosevelt Williams	98 vs. Tennessee St.	2001

LONGEST FIELD GOAL:

Rich Ehmke	58 vs. Northern Iowa	1986
Steve Largent	53 vs. SW Missouri	1993

LONGEST KICKOFF RETURN:

Chris Watson	100 vs. Northern Iowa	1995
Marcus Potts	100 vs. Youngstown St.	1977

LONGEST PUNT:

Bob Babb	100 vs. Illinois State	1946
Kevin Cook	86 vs. Southeast Missouri	2010
(EIU Division I record)		

LONGEST PUNT RETURN:

Bob Babb	100 vs. Millikin	1949
Erik Lora	80 vs. Tennessee Tech	2013
Jermaine Mobley	80 vs. Tennessee State	2004
Frank Cutolo	80 at Central Florida	1999

MOST BLOCKED KICKS:

Kourtney Young	3 vs. Illinois State	2000
Scott Johnson	3 vs. Western Illinois	1988
Scott Johnson	3 vs. Western Kentucky	1988

MOST CONSECUTIVE PASSES COMPLETED:

Sean Payton	17 vs. Western Kentucky	1986
Tony Romo	16 vs. Indiana State	2001

MOST FIELD GOALS:

Rich Ehmke	5 vs. Winona State	1986

MOST FUMBLE RECOVERIES:

Tied by many	2	

MOST INTERCEPTIONS THROWN:

Jeff Thorne	7 vs. McNeese State	1993



All eyes are on **Rich Ehmke's (#6)** record-setting 58 yard field goal that gave the No. 8 ranked Panthers a 31-30 victory over No. 11 Northern Iowa on the last play of the game in 1986. Often described as the "most exciting game in EIU history," the Homecoming win in front of 11,000 plus fans propelled the Panthers on to the conference championship that season.

INDIVIDUAL SEASON RECORDS

TOTAL OFFENSE

1 ...	Jimmy Garoppolo	5,112	2013
2	Jimmy Garoppolo	3,823	2012
3 ...	Sean Payton	3,661	1984
4 ...	Sean Payton	3,397	1986
5 ...	Tony Romo	3,149	2002
6 ...	Sean Payton	3,005	1985
7 ...	**Jalen Whitlow**	**2,867**	**2014**
8 ...	Anthony Buich	2,654	1999
9 ...	Jeff Christensen	2,626	1981
10 ...	Jimmy Garoppolo	2,583	2011

RUSHING YARDAGE

1 ...	Poke Cobb	1,609	1979
2 ...	Shepard Little	1,551	2013
3 ...	J.R. Taylor	1,522	2002
4 ...	Willie High	1,487	1993
5 ...	Willie High	1,458	1995
6 ...	Vincent Webb	1,405	2006
7 ...	Jamie Jones	1,403	1991
8 ...	Poke Cobb	1,330	1978
9 ...	Nate Anderson	1,261	1973
10 ...	Nate Anderson	1,255	1972

RUSHING ATTEMPTS

1 ...	Willie High	314	1995
2 ...	Willie High	297	1994
3 ...	Nate Anderson	296	1973
4 ...	Poke Cobb	293	1979
5 ...	Willie High	273	1993
6 ...	Poke Cobb	267	1978
7 ...	Vincent Webb	264	2006
8 ...	Vincent Webb	262	2005
9 ...	Nate Anderson	261	1972
10 ...	J.R. Taylor	254	2002

YARDS PER RUSH (minimum 80 carries)

1 ...	Shepard Little	7.15	2013
2 ...	Andre Raymond	6.58	2001
3 ...	**Shepard Little**	**6.42**	**2014**
4 ...	J.R. Taylor	6.36	2001
5 ...	Jabarey McDavid	6.16	1996
6 ...	Jamie Jones	6.02	1991
7 ...	Poke Cobb	6.00	1976
8 ...	J.R. Taylor	5.99	2002
9 ...	Travorus Bess	5.77	2007
10 ...	J.R. Taylor	5.73	2000

PASSING YARDAGE:

1 ...	Jimmy Garoppolo	5,050	2013
2 ...	Sean Payton	3,843	1984
3 ...	Jimmy Garoppolo	3,823	2012
4 ...	Sean Payton	3,456	1986
5 ...	Tony Romo	3,165	2002
6 ...	Sean Payton	3,146	1985
7 ...	Anthony Buich	2,692	1999
8 ...	Jeff Christensen	2,672	1981
9 ...	Jimmy Garoppolo	2,644	2011
10 ...	Tony Romo	2,583	2000

PASSING ATTEMPTS

1 ...	Jimmy Garoppolo	568	2013
2 ...	Jimmy Garoppolo	540	2012
3 ...	Sean Payton	494	1985
4 ...	Sean Payton	473	1984
5 ...	Jeff Christensen	430	1981
6 ...	Sean Payton	423	1986
7 ...	Tony Romo	407	2002
8 ...	Anthony Buich	356	1999
9 ...	Jimmy Garoppolo	349	2011
10 ...	Eric Arnold	346	1989

PASSES COMPLETED

1 ...	Jimmy Garoppolo	375	2013
2 ...	Jimmy Garoppolo	331	2012
3 ...	Sean Payton	270	1984
4 ...	Tony Romo	258	2002
5 ...	Sean Payton	256	1985
6 ...	Sean Payton	222	1986
...	Jeff Christensen	222	1981
8 ...	Jimmy Garoppolo	217	2011
9 ...	Anthony Buich	216	1999
10 ...	Eric Arnold	194	1989

PASSES INTERCEPTED

1 ...	Sean Payton	23	1985
2 ...	Jeff Christensen	22	1981
3 ...	Steve Turk	20	1978
...	Ron Gustafson	20	1970
5 ...	Jeff Thorne	19	1993
6 ...	John Rafferty	17	1983
...	Roger Haberer	17	1965
...	Roger Haberer	17	1964
9 ...	Tony Romo	16	2002
10 ...	Jimmy Garoppolo	15	2012
...	Sean Payton	15	1986
...	Sean Payton	15	1984

PASS COMPLETION (PCT.):

1 ...	Mike Simpson	68.3	1997
...	(168-246... 8 INT, 13 TD)		
2 ...	Tony Romo	66.7	2001
...	(138-207... 6 INT, 21 TD)		
3 ...	Jimmy Garoppolo	66.0	2013
...	(375-568... 9 INT, 53 TD)		
...	Mike Simpson	66.0	1996
...	(163-247... 7 INT, 19 TD)		
5 ...	Bodie Reeder	65.4	2007
...	(170-260... 5 INT, 10 TD)		
6 ...	Tony Romo	63.4	2002
...	(258-407... 16 INT, 34 TD)		
7 ...	Jalen Whitlow	62.9	2014
...	(185-294... 7 INT, 15 TD)		
8 ...	Bodie Reeder	62.8	2008
...	(177-282... 7 INT, 13 TD)		
9 ...	Jimmy Garoppolo	62.2	2011
...	(217-349... 14 INT, 20 TD)		
10 ...	Jeff Thorne	61.4	1991
...	(151-246... 6 INT, 21 TD)		

PASS EFFICIENCY (minimum 100 att.)

1 ...	Tony Romo	178.3	2001
2 ...	Jimmy Garoppolo	168.3	2013
3 ...	Tony Romo	160.5	2000
4 ...	Mike Simpson	153.3	1996
5 ...	Jeff Thorne	150.2	1991
6 ...	Tony Romo	148.4	2002
7 ...	Mike Simpson	144.6	1997
8 ...	Sean Payton	138.5	1984
9 ...	Steve Turk	138.1	1978
10 ...	Jimmy Garoppolo	136.7	2011

RECEIVING (CATCHES)

1 ...	Erik Lora	136	2012
2 ...	Erik Lora	123	2013
3 ...	Adam Drake	93	2014
4 ...	Adam Drake	85	2013
5 ...	Jerry Wright	76	1984
6 ...	Andre Raymond	70	2002
7 ...	Roy Banks	69	1984
8 ...	Rob Mehalic	67	1981
9 ...	DuWayne Pitts	65	1985
...	Willie White	65	1971
...	Calvin Pierce	65	1986

RECEIVING (YARDS)

1 ...	Erik Lora	1,664	2012
2 ...	Erik Lora	1,544	2013
3 ...	Adam Drake	1,321	2014
4 ...	Adam Drake	1,305	2013
5 ...	Roy Banks	1,269	1984
6 ...	Calvin Pierce	1,200	1986
7 ...	Jerry Wright	1,029	1984
8 ...	Roy Banks	1,014	1986
9 ...	James Warring	980	1978
10 ...	Micah Rucker	966	2006
11 ...	Willie White	915	1971
12 ...	Calvin Pierce	900	1985

RECEPTIONS PER GAME

1 ...	Erik Lora	11.33	2012
2 ...	Erik Lora	9.46	2013
3 ...	Adam Drake	7.75	2014
4 ...	Jerry Wright	7.60	1984
5 ...	Rob Mehalic	6.70	1981
6 ...	Willie White	6.50	1971
7 ...	Roy Banks	6.27	1984
8 ...	Adam Drake	6.07	2013
9 ...	Calvin Pierce	5.91	1986
...	DuWayne Pitts	5.91	1986

YARDS PER RECEPTION (min. 20)

1 ...	Chris Wright	26.52	2010
2 ...	Jerry Wright	24.45	1982
3 ...	Frank Cutolo	21.52	2000
4 ...	Scott McGhee	21.41	1978
5 ...	Will Bumphus	20.52	2002
6 ...	Otis Grant	20.34	1980
7 ...	Jason Cook	19.73	1989
8 ...	Micah Rucker	19.71	2006
9 ...	Frank Cutolo	19.32	2001
10 ...	Jason Calabrese	19.21	1994

INDIVIDUAL SEASON RECORDS

ALL-PURPOSE YARDS

1	Andre Raymond	2,268	2002
2	Shepard Little	2,192	2013
3	Jamie Jones	2,007	1991
4	Erik Lora	1,752	2012
5	Erik Lora	1,724	2013
6	Poke Cobb	1,689	1978
7	Poke Cobb	1,667	1979
8	Poke Cobb	1,608	1976
9	Jamie Jones	1,607	1990
10	J.R. Taylor	1,591	2002
11	Vincent Webb	1,588	2006
12	Willie High	1,537	1995
13	Willie High	1,508	1993

TOUCHDOWNS OVERALL

1	Erik Lora	20	2013
	J.R. Taylor	20	2001
3	Shepard Little	19	2013
4	J.R. Taylor	18	2002
5	Roy Banks	17	1984
6	James Marable	16	1986
	Scott McGhee	16	1980
	Poke Cobb	16	1978
9	Ademola Adeniji	15	2007
	Vincent Webb	15	2005

TOUCHDOWNS RUSHING

1	J.R. Taylor	18	2002
	J.R. Taylor	18	2001
3	Poke Cobb	16	1978
4	Shepard Little	15	2013
	Vincent Webb	15	2005
	Ademola Adeniji	15	2007
7	Poke Cobb	14	1979
8	James Marable	13	1986
9	**Jalen Whitlow**	**12**	**2014**
	Jake Walker	12	2012
	Vincent Webb	12	2004
	Willie High	12	1995
	Willie High	12	1993
	Poke Cobb	12	1976

TOUCHDOWN RECEPTIONS

1	Erik Lora	19	2013
2	Roy Banks	17	1984
3	Scott McGhee	16	1980
4	Adam Drake	13	2013
	Micah Rucker	13	2006
	Will Bumphus	13	2002
7	**Adam Drake**	**12**	**2014**
	Erik Lora	12	2012
9	Chris Wright	11	2012
	Chris Wright	11	2011
	Roy Banks	11	1986

TOUCHDOWN PASSES

1	Jimmy Garoppolo	53	2013
2	Tony Romo	34	2002
3	Jimmy Garoppolo	31	2012
4	Sean Payton	28	1984
5	Tony Romo	27	2000
6	Steve Turk	25	1978
7	Sean Payton	23	1986
8	Sean Payton	22	1985
9	Tony Romo	21	2001
	Jeff Thorne	21	1991
	Jeff Christensen	21	1982

TOTAL POINTS SCORED

1	Erik Lora	124	2013
2	J.R. Taylor	120	2001
3	Shepard Little	114	2013
4	J.R. Taylor	112	2002
5	Roy Banks	102	1984
6	Cameron Berra	98	2013
7	James Marable	96	1986
	Scott McGhee	96	1986
	Poke Cobb	96	1978
10	Ademola Adeniji	90	2007
	Vincent Webb	90	2005

TD's RESPONSIBLE FOR

1	Jimmy Garoppolo	58	2013
2	Tony Romo	35	2002
3	Jimmy Garoppolo	33	2012
4	Sean Payton	31	1984
5	Sean Payton	30	1986
6	Tony Romo	28	2000
7	**Jalen Whitlow**	**27**	**2014**
	Steve Turk	27	1978
9	Sean Payton	25	1985
10	Mike Simpson	22	1996
	Jeff Christensen	22	1982

FIELD GOALS MADE

1	Steve Largent	16	1995
	Dave Strauch	16	1982
3	Tyler Wilke	15	2008
	Rich Ehmke	15	1987
5	**Nick Bruno**	**14**	**2014**
	Austin Signor	14	2009
	Henry Castellanos	14	1983
8	Cameron Berra	12	2012
	Zach Yates	12	2006
	Rich Ehmke	12	1986

POINT AFTER ATTEMPTS MADE:

1	Cameron Berra	77	2013
2	Bill Besenhofer	49	2000
3	Cameron Berra	48	2012
4	Rich Ehmke	47	1986
	Dan DiMartino	47	1978
6	**Nick Bruno**	**44**	**2014**
7	Bill Besenhofer	43	2001
	Chad Larner	43	1996
9	Tyler Wilke	40	2007
10	Steve Kuehn	39	2000



Erik Lora (2009-13), set the FCS single season record for receptions with 136 during the 2012 season.



Cameron Berra (2010-13), set the FCS single season record for extra points with 77 during the 2013 season.

INDIVIDUAL SEASON RECORDS

SOLO TACKLES

1	Thomas Williams	102	1997
2	Nick Ricks	98	2002
3	Tim Lance	93	1990
4	Jeff Mills	91	1988
5	Clint Sellers	88	2005
6	Tim Carver	87	1995
7	Nick Ricks	85	2001
8	Randy Melvin	85	1979
9	John Williams	83	1999
10	Tim Carver	82	1993

TOTAL TACKLES

1	Tim Carver	179	1994
2	Tyrone Covington	172	1984
3	Tim Lance	152	1990
4	Thomas Williams	150	1997
5	Nick Ricks	149	2002
6	Jeff Mills	144	1988
7	Tim Carver	138	1995
	Tim Carver	138	1993
9	John Noll	129	1990
10	Bill Mines	128	1982

TACKLES FOR LOSS

1	Pete Catan	19	1978
2	Pierre Walters	16.5	2008
3	Trevor Frericks	16	2009
	Nick Ricks	16	2002
	Mike Carlin	16	2000
	Aaron Thomas	16	1986
	Ira Jefferson	16	1981
8	**Dino Fanti**	**15.5**	**2014**
9	Pierre Walters	15	2006
	Dan Dee	15	1992

QUARTERBACK SACKS

1	Pete Catan	21	1979
2	Keith Wojnowski	16	1982
3	Pete Catan	15	1978
4	Ira Jefferson	15	1981
5	John Jurkovic	13	1986
	Greg Duncan	13	1982
7	Pete Catan	11	1980
8	Mike Carlin	10	2000
	Tom Moskal	10	1984
10	Chris Nicholson	8.5	1983
	Bill Mines	8.5	1981

PASSES INTERCEPTED

1	Mike Grier	11	1971
2	Kourtney Young	7	2000
	Rodney Reynolds	7	1986
	Robert Williams	7	1983
	Randy McCue	7	1982
	Kevin Gray	7	1980
	Rich Brown	7	1980
	Rich Brown	7	1978
9	Tim Lance	6	1989
	Tony Farrell	6	1991

PASS BREAK-UPS

1	Ben Brown	16	2004
2	Dale Lloyd	15	1987
3	Jerome Buchanan	12	1994
4	Rashad Haynes	11	2009
	Kourtney Young	11	2001
6	Ray McElroy	10	1994
	Ray McElroy	10	1993
8	**Antonie Johnson**	**9**	**2014**

KICK OFF RETURN YARDS

1	Andre Raymond	872	2002
2	Quinten Ponius	848	2007
3	Lorence Ricks	795	2010
4	Tavares Crawford	695	2011
5	Daryl Holcombe	664	1987
6	Chris Watson	660	1996
7	Obadiah Cooper	609	1993
8	Frank Cutolo	549	1999
9	Mark Campana	543	1979
10	Ken Trimble	528	1970

YARDS PER KICKOFF RETURN (min. 10 att.)

1	Lorence Ricks	30.60 (10)	2009
2	Daryl Holcombe	28.87 (23)	1987
3	Daryl Holcombe	28.28 (15)	1989
4	Marcus Potts	27.81 (16)	1977
5	Ray McElroy	27.56 (16)	1991
6	Andre Raymond	27.25 (32)	2002
7	Andre Raymond	26.50 (18)	2001
8	Lorence Ricks	25.58 (12)	2011
9	Chris Watson	25.38 (26)	1996
10	Lorence Ricks	24.84 (32)	2010

PUNT RETURN YARDS

1	Frank Cutolo	296	2000
2	Shepard Little	259	2013
3	Frank Cutolo	231	2001
4	Frank Cutolo	208	1999
5	Scott McGhee	203	1979
6	Pete Mauch	191	1993
	Greg Rhea	191	1986
8	Pete Mauch	188	1992
9	Chris Watson	185	1996
10	Gary Bridges	172	1983

YARDS PER PUNT RETURN (min. 10 att.)

1	Shepard Little	23.55 (11)	2013
2	Gary Hunter	15.90 (10)	1970
3	Donnie Davis	14.08 (12)	1997
4	Frank Cutolo	13.00 (16)	1999
5	Steffan Nicholson	10.82 (11)	1998
6	Scott McGhee	10.68 (19)	1979
7	Wayne Stingley	10.38 (13)	1964
8	Jermaine Mobley	10.36 (11)	2003
9	Chris Watson	10.28 (18)	1996
10	Frank Cutolo	10.21 (29)	2000

MISC. SEASON RECORDS

BEST PUNTING AVERAGE:
Kevin Cook 44.6 2007

FIELD GOAL PCT. (MIN. 10 MADE):
Cameron Berra .....
... .923 (12-13) 2012

MOST BLOCKED KICKS:
Scott Johnson 6 1988

MOST FUMBLE RECOVERIES:
Tyrone Covington 6 1984
Ortega Jackson 6 1982

PASS RECEP. BY A RUNNING BACK:
DuWayne Pitts 65 1985

MOST RUSHING YARDS BY QB:
Jalen Whitlow 792 2014

CONSECUTIVE 100-YD REC. GAMES
Erik Lora 7 2012

CONSECUTIVE 100-YD RUSH GAMES
Poke Cobb 11 1979

CONSECUTIVE PASSES WITHOUT AN INT:
Jalen Whitlow 163 2014



Tim Lance (1987-90), finished third in voting for the 1990 Walter Payton Award as a defensive back

INDIVIDUAL CAREER RECORDS

TOTAL OFFENSE

1 ....Jimmy Garoppolo (2010-13) 13,089
2 ... Sean Payton (1983-86) 10,298
3 ... Tony Romo (1999-02) 8,059
4 ... Jeff Thorne (1990-93) 6,317
5 ... Jeff Christensen (1980-82) 6,185
6 ... Poke Cobb (1976-79) 5,161
7 ... Anthony Buich (1998-99) 4,523
8 ... Eric Arnold (1987-89) 4,431
9 ... Vincent Webb (2003-06) 4,233
10 ... Willie High (1992-95) 4,231

RUSHING YARDAGE

1 ... Poke Cobb (1976-79) 5,042
2 ... Vincent Webb (2003-06) 4,233
3 ... Willie High (1992-95) 4,231
4 ... J.R. Taylor (1999-02) 3,705
5 ... Jamie Jones (1988-91) 3,466
6 ... Kevin Staple (1980-83) 3,296
7 ... Jabarey McDavid (1996-00) 2,837
8 ... DuWayne Pitts (1984-87) 2,690
9 ... Justin Lynch (1995-98) 2,658
10 ... Mark Stettner (1974-77) 2,638

RUSHING ATTEMPTS

1 ... Poke Cobb (1976-79) 930
2 ... Willie High (1992-95) 913
3 ... Vincent Webb (2003-06) 869
4 ... Jamie Jones (1988-91) 727
5 ... Kevin Staple (1980-83) 724
6 ... DuWayne Pitts (1984-87) 659
7 ... J.R. Taylor (1999-2000) 635
8 ... Mark Stettner (1974-77) 604
9 ... Jabarey McDavid (1996-00) 574
10 ... Justin Lynch (1995-98) 568

YARDS PER RUSH (min. 160 att.)

1 ... Shepard Little (2013) 6.89
2 ... J.R. Taylor (1999-02) 5.83
3 ... Poke Cobb (1976-79) 5.42
4 ... Andre Raymond (2000-03) 5.29
5 ... Travorus Bess (2004-08) 5.23
6 ... Chris Hicks (1992-95) 5.15
7 ... Ademola Adeniji (2003-07) 4.99
8 ... Jabarey McDavid (1996-00) 4.94
9 ... Vincent Webb (2003-06) 4.87
10 ... Wayne Brown (1998-00) 4.85

RUSHING YARDS GAME (min. 18 games)

1 ... Poke Cobb (1976-79) 157.6
2 ... Willie High (1992-95) 111.3
3 ... Shepard Little (2013-pres.) 97.8
4 ... Vincent Webb (2003-06) 88.2
5 ... J.R. Taylor (1999-02) 84.2
6 ... Nate Anderson (1971-73) 81.1
7 ... Jamie Jones (1988-91) 78.8
8 ... Kevin Staple (1980-83) 78.5
9 ... Jabarey McDavid (1996-00) 74.7
10 ... Mark Stettner (1974-77) 67.6
11 ... DuWayne Pitts (1984-87) 64.0

PASSING YARDAGE

1 ... Jimmy Garoppolo (2010-13) 13,156
2 ... Sean Payton (1983-86) 10,655
3 ... Tony Romo (1999-02) 8,212
4 ... Jeff Thorne (1990-93) 6,578
5 ... Jeff Christensen (1980-82) 6,282
6 ... Eric Arnold (1987-89) 4,722
7 ... Anthony Buich (1998-99) 4,493
8 ... Mike Simpson (1996-97) 3,901
9 ... Ron Gustafson (1969-71) 3,820
10 ... Bodie Reeder (2007-09) 3,741

PASSING ATTEMPTS

1 ... Jimmy Garoppolo (2010-13) 1,668
2 ... Sean Payton (1983-86) 1,408
3 ... Jeff Thorne (1990-93) 967
4 ... Tony Romo (1999-2002) 941
5 ... Jeff Christensen (1980-82) 925
6 ... Eric Arnold (1987-89) 663
7 ... Anthony Buich (1998-99) 596
8 ... Bodie Reeder (2007-09) 560
9 ... Mike Simpson (1996-97) 493
10 ... Pete Mauch (1992-95) 437

PASSES COMPLETED

1 ... Jimmy Garoppolo (2010-13) 1,047
2 ... Sean Payton (1983-86) 756
3 ... Tony Romo (1999-02) 584
4 ... Jeff Thorne (1990-93) 536
5 ... Jeff Christensen (1980-82) 469
6 ... Eric Arnold (1987-89) 395
7 ... Ron Gustafson (1969-71) 389
8 ... Anthony Buich (1998-99) 363
9 ... Bodie Reeder (2007-09) 356
10 ... Roger Haberer (1962-65) 354

PASSES HAD INTERCEPTED

1 ... Sean Payton (1983-86) 55
2 ... Jimmy Garoppolo (2010-13) 51
3 ... Jeff Christensen (1980-82) 46
4 ... Roger Haberer (1962-65) 41
5 ... Jeff Thorne (1990-93) 39
6 ... Tony Romo (1999-02) 36
... Ron Gustafson (1969-71) 36
8 ... Steve Turk (1978-79) 34
9 ... Eric Arnold (1987-89) 33
10 ... Joe Davis (1966-68) 24

PASS COMPLETION PCT. (min 150 att.)

1 ... Mike Simpson (1996-97) 67.1
2 ... Bodie Reeder (2007-09) 63.6
3 ... Jalen Whitlow (2014-pres.) 62.9
4 ... Jimmy Garoppolo (2010-13) 62.8
5 ... Tony Romo (1999-02) 62.1
6 ... Matt Schabert (2004) 61.1
7 ... Anthony Buich (1998-99) 60.9
8 ... Andrew Harris (2003-04) 60.2
9 ... Jake Christensen (2009) 58.3
10 ... Mike Donato (2005-06) 57.2
11 ... Cole Stinson (2006-07) 55.8

PASS EFFICIENCY (min. 150 att.)

1 ... Tony Romo (1999-02) 157.5
2 ... Mike Simpson (1996-97) 148.9
3 ... Jimmy Garoppolo (2010-13) 146.3
4 ... Jalen Whitlow (2014-pres.) 134.3
5 ... Jake Christensen (2009) 133.6
6 ... Anthony Buich (1998-99) 133.5
7 ... Bodie Reeder (2007-09) 129.0
8 ... Matt Schabert (2004) 128.7
9 ... Pete Mauch (1992-95) 127.0
... Sean Payton (1983-86) 127.0
11 ... Mike Donato (2005-06) 124.3

RECEIVING (CATCHES)

1 ... Erik Lora (2009-13) 332
2 ... Adam Drake (2011-14) 202
3 ... Roy Banks (1983-86) 184
4 ... Willie White (1970-73) 164
5 ... Calvin Pierce (1983-86) 163
6 ... Jerry Wright (1981-84) 150
7 ... DuWayne Pitts (1984-87) 148
8 ... Chris Wright (2009-12) 137
9 ... Ryan Voss (2003-06) 126
... Rob Mehalic (1978-81) 126

RECEIVING (YARDS)

1 ... Erik Lora (2009-13) 4,006
2 ... Roy Banks (1983-86) 3,177
3 ... Adam Drake (2011-14) 2,979
4 ... Calvin Pierce (1983-86) 2,629
5 ... Jerry Wright (1981-84) 2,522
6 ... Chris Wright (2009-12) 2,443
7 ... Willie White (1970-73) 2,197
8 ... Frank Cutolo (1998-2001) 2,182
9 ... Ryan Voss (2003-06) 1,925
10 ... Scott McGhee (1977-80) 1,920

RECEPTIONS PER GAME (min. 18 games)

1 ... Erik Lora (2009-13) 7.06
2 ... Willie White (1970-73) 5.09
3 ... James Warring (1977-79) 4.95
4 ... Roy Banks (1983-86) 4.84
5 ... Jerry Wright (1981-84) 4.55
6 ... Nick Eller (2002-03) 4.52
7 ... Micah Rucker (2006-07) 4.33
8 ... Calvin Pierce (1983-86) 4.18
9 ... Adam Drake (2011-14) 4.12
10 ... Kenny Whittaker (2009-11) 3.77

YARDS PER CATCH (min. 80 rec.)

1 ... Frank Cutolo (1998-01) 18.34
2 ... Chirs Wright (2009-12) 17.83
3 ... Scott McGhee (1977-80) 17.61
4 ... Roy Banks (1983-86) 17.27
5 ... Jerry Wright (1981-84) 16.81
6 ... Micah Rucker (2006-07) 16.76
7 ... Ralph Stewart (1987-89) 16.39
8 ... Calvin Pierce (1983-86) 16.13
9 ... Ryan Voss (2003-06) 15.28
10 ... Adam Drake (2011-14) 14.74

INDIVIDUAL CAREER RECORDS

ALL-PURPOSE YARDS

1	Poke Cobb (1976-79)	6,077
2	Andre Raymond (2000-03)	5,688
3	Jamie Jones (1988-91)	5,583
4	Vincent Webb (2003-06)	4,750
5	Kevin Staple (1980-83)	4,651
6	Erik Lora (2009-13)	4,554
7	J.R. Taylor (1999-2000)	4,487
8	Willie High (1992-95)	4,379
9	DuWayne Pitts (1984-87)	3,949
10	Frank Cutolo (1998-01)	3,872
11	Justin Lynch (1995-98)	3,564
12	Roy Banks (1983-86)	3,309

TOUCHDOWNS OVERALL

1	J.R. Taylor (1999-02)	51
2	Poke Cobb (1976-79)	49
3	Vincent Webb (2003-06)	43
4	Roy Banks (1983-86)	38
5	Willie High (1991-95)	37
6	Erik Lora (2009-13)	36
7	Chris Wright (2009-12)	32
8	Andre Raymond (2000-03)	28
9	Justin Lynch (1995-98)	27
	Scott McGhee (1977-80)	27

TOUCHDOWNS RUSHING

1	J.R. Taylor (1999-02)	51
2	Poke Cobb (1976-79)	49
3	Vincent Webb (2003-06)	43
4	Willie High (1991-95)	37
5	Justin Lynch (1995-98)	27
6	Taylor Duncan (2011-14)	24
7	Jake Walker (2010-12)	22
	Kevin Staple (1980-83)	22
9	Mark Stettner (1974-77)	20
	Nate Anderson (1971-73)	20
	Dennis Bundy (1966-68)	20

TOUCHDOWN RECEPTIONS

1	Roy Banks (1983-86)	38
2	Erik Lora (2009-13)	35
3	Chris Wright (2009-12)	32
4	Scott McGhee (1977-80)	27
5	Adam Drake (2011-14)	26
6	Will Bumphus (1999-2002)	25
7	James Warring (1977-79)	22
	Micah Rucker (2006-07)	22
9	Jerry Wright (1981-84)	21
	Willie White (1970-73)	21

TOUCHDOWN PASSES

1	Jimmy Garoppolo (2010-13)	118
2	Tony Romo (1999-02)	85
3	Sean Payton (1983-86)	75
4	Jeff Christensen (1980-82)	51
5	Jeff Thorne (1990-93)	44
6	Steve Turk (1978-79)	36
7	Mike Simpson (1996-97)	32
8	Ron Gustafson (1969-71)	30
9	Anthony Buich (1998-99)	27
10	Pete Mauch (1992-95)	24

TOTAL POINTS SCORED

1	J.R. Taylor (1999-02)	310
2	Poke Cobb (1976-79)	296
3	Cameron Berra (2010-13)	274
4	Steve Largent (1992-95)	260
5	Vincent Webb (2003-06)	258
6	Roy Banks (1983-86)	230
7	Erik Lora (2009-13)	222
	Willie High (1992-95)	222
9	Chad Larner (1996-99)	211
10	Justin Lynch (1995-98)	198

TD's RESPONSIBLE FOR

1	Jimmy Garoppolo (2010-13)	127
2	Sean Payton (1983-86)	91
3	Tony Romo (1999-02)	87
4	Jeff Christensen (1980-82)	55
5	J.R. Taylor (1999-02)	52
6	Poke Cobb (1976-79)	51
7	Jeff Thorne (1990-93)	44
8	Vincent Webb (2003-06)	43
9	Erik Lora (2009-13)	38
	Roy Banks (1983-86)	38
	Steve Turk (1978-79)	38

FIELD GOALS MADE:

1	Steve Largent (1992-95)	46
2	Cameron Berra (2010-13)	34
	Rich Ehmke (1986-87)	27
4	Tyler Wilke (2005-08)	26
	Chad Larner (1996-99)	26
6	Jeff Sanders (1974-77)	22
7	Zach Yates (2005-08)	21
8	Steve Kuehn (2002-05)	18
9	Dave Strauch (1982-83)	16
10	Ray D'Alessio (1989-90)	15

POINT AFTER ATTEMPTS MADE:

1	Cameron Berra (2010-13)	172
2	Chad Larner (1996-99)	133
3	Steve Largert (1992-95)	122
4	Bill Bessenhofer (1998-01)	92
5	Steve Kuehn (2002-06)	86
6	Dan DiMartino (1978-79)	78
7	Tyler Wilke (2005-08)	69
	Zach Yates (2005-07)	69
9	Rick Ehmke (1986-87)	59
10	Jeff Sanders (1974-77	56



Poke Cobb (1976-79), the greatest running back in Eastern Illinois Panther history, with 5,042 yards.



Tim Carver (1992-95), holds the Eastern Illinois record for single game tackles, single season tackles and career tackles.

INDIVIDUAL CAREER RECORDS

SOLO TACKLES

1	Tim Carver (1992-95)	320
2	Nick Ricks (2000-03)	298
3	Tim Lance (1987-90)	232
4	Jeff Mills (1985-89)	211
5	Fred Miller (2000-03)	204
6	Randy Melvin (1977-80)	201
7	Ira Jefferson (1978-81)	180
8	James Dorsey (1992-95)	176
9	Bill Mines (1979-82)	169
10	John Noll (1987-90)	168

TOTAL TACKLES

1	Tim Carver (1992-95)	565
2	Nick Ricks (2000-03)	478
3	Jeff Mills (1985-89)	426
4	Tim Lance (1987-90)	403
5	Bill Mines (1979-82)	367
6	Fred Miller (2000-03)	344
	Tyrone Covington (1981-84)	344
8	Cory Leman (2008-11)	325
9	Donald Thomas (2004-07)	321
10	Ira Jefferson (1978-81)	317

TACKLES FOR LOSS

1	Pete Catan (1976-80)	45
2	Nick Ricks (2000-03)	43
3	Pierre Walters (2005-08)	42.5
4	John Jurkovic (1985-89)	41
5	Artavious Dowdell (2009-12)	37.5
6	Kory Lothe (2002-05)	36
7	**Dino Fanti (2012-pres.)**	**33**
	Fred Miller (2000-03)	33
9	Mike Carlin (1997-2000)	32
10	Ira Jefferson (1978-81)	30

QUARTERBACK SACKS

1	Pete Catan (1976-80)	47
2	Ira Jefferson (1978-81)	31
3	John Jurkovic (1985-89)	27
4	Kory Lothe (2002-05)	24
	Mike Carlin (1997-2000)	24
	Keith Wojnowski (1979-82)	24
7	Artavious Dowdell (2009-12)	20
8	Tom Moskal (1982-85)	19
9	Joe Remke (1988-91)	17
10	Chris Nicholson (1982-83)	16.5
11	Pierre Walters (2005-08)	15.5

PASSES INTERCEPTED

1	Rich Brown (1977-80)	17
2	Rodney Reynolds (1986-89)	14
3	Mike Grier (1970-71)	13
4	Kim Wells (1975-78)	12
	Scott Johnson (1985-88)	12
	Robert Williams (1980-83)	12
	Wilbert James (1978-81)	12
8	C.J. Whaley (1967-69)	11
	Tim Mash (1964-66)	11
10	Rashad Haynes (2007-10)	10
	Kevin Gray (1980-81)	10
	Bob Ford (1968-70)	10

PASSES BREAK-UPS

1	Kourtney Young (1998-01)	33
2	Ben Brown (2003-06)	31
	Chris Brown (1993-96)	31
4	Rashad Haynes (2007-10)	30
5	Nick Beard (2010-13)	26
6	Terrance Sanders (2002-06)	23
	James Dorsey (1992-95)	23
	Ray McElroy (1991-94)	23
9	Jeff Mills (1985-89)	21
10	DJ Bland (2011-14)	20
	Steffan Nicholson (1996-98)	20

KICK OFF RETURN YARDS

1	Andre Raymond (2000-03)	1,968
2	Quinten Ponius (2005-08)	1,815
3	Chris Watson (1995-98)	1,477
4	Lorence Ricks (2008-11)	1,408
5	Daryl Holcombe (1986-89)	1,379
6	Jamie Jones (1988-91)	1,235
7	**Trey Pendergrass (2012-pres.)**	**1,095**
8	Tavares Crawford (2010-12)	1,088
9	Ray McElroy (1991-94)	1,055
10	Frank Cutolo (1998-01)	808

KICKOFF RETURN AVG. (min. 20 att.)

1	Daryl Holcombe (1986-89)	28.14
2	Lorence Ricks (2008-11)	26.07
3	Chris Watson (1995-98)	25.47
4	Marcus Potts (1977-78)	25.29
5	Andre Raymond (2000-03)	25.23
6	Tavares Crawford (2010-12)	23.15
7	Ray McElroy (1991-94)	22.93
8	Obadiah Cooper (1992-93)	22.91
9	Tristan Burge (2003-06)	22.68
10	Quinten Ponius (2005-08)	22.13

PUNT RETURN YARDS

1	Frank Cutolo (1998-01)	795
2	Pete Mauch (1992-95)	468
3	Charlie Person (1980-83)	372
4	Mark Campana (1976-79)	340
5	Gary Hunter (1970-72)	331
6	Terrence Hickman (1989-92)	302
7	Scott McGhee (1977-80)	294
8	**Shepard Little (2013-)**	**267**
9	Charles Owens (2003-06)	263
10	Adam Kesler (2005-08)	262

PUNT RETURN AVG. (min. 25 att.)

1	Gary Hunter (1970-72)	10.68
2	Frank Cutolo (1998-01)	10.06
3	Pete Mauch (1998-91)	9.18
4	Charles Owens (2003-06)	8.48
5	Scott McGhee (1977-80)	8.40
6	Gary Bridges (1982-83)	8.31
7	Terrence Hickman (1989-92)	7.95
8	Greg Rhea (1985-86)	6.45
9	Adam Kesler (2005-08)	6.09
10	Charlie Person (1980-83)	5.64

MISC. CAREER RECORDS

Career 100-Yard Receiving Games

1	Erik Lora	18
2	Roy Banks	14
3	Adam Drake	13
4.	Jerry Wright	11
5	Calvin Pierce	10
6	Chris Wright	6
	Micah Rucker	6
	James Warring	6

Career 300-Yard Passing Games

1.	Sean Payton	22
2	Jimmy Garoppolo	21
3	Tony Romo	9
4	Jeff Christensen	7
5	Anthony Buich	5

Career 100-Yard Rushing Game

1	Poke Cobb	27
2	Willie High	21
3	Vincent Webb	20
4	J.R. Taylor	18
5	Jamie Jones	17

MOST CONSECUTIVE PATs:
Steve Largent (1992-94) 73

FIELD GOAL PCT. (MIN. 15 MADE):
Zach Yates (2005-08) 72.4 (21-of-29)

BEST PUNTING AVERAGE:
Kevin Cook (2007-10) 42.3

MOST FUMBLE RECOVERIES:
Randy Melvin (1977-80) 9

MOST PUNT RETURN TOUCHDOWNS:
Frank Cutolo (1998-01) 4

MOST PUNT RETURNS:
Mark Campana (1976-79) 85

MOST KICK OFF RETURNS:
Quinten Ponius (2005-08) 82

PASS RECEP. BY A RUNNING BACK:
DuWayne Pitts (1984-87) 148

CAREER PASSING PERCENTAGE:
Mike Simpson (1996-97).. ... 67.1 (331-for-493)

1000 YARD RUSHERS... SEASON



NATE ANDERSON
1972..... 1,255 yards
1973..... 1,261 yards



POKE COBB
1976..... 1,152 yards
1978..... 1,330 yards
1979..... 1,609 yards



KEVIN STAPLE
1982..... 1,012 yards
1983..... 1,008 yards



JAMIE JONES
1990..... 1,055 yards
1991..... 1,403 yards



WILLIE HIGH
1993..... 1,487 yards
1994..... 1,154 yards
1995..... 1,450 yards



J.R. TAYLOR
2001..... 1,177 yards
2002..... 1,522 yards



VINCENT WEBB
2004..... 1,106 yards
2005..... 1,129 yards
2006..... 1,405 yards



ADEMOLA ADENIJI
2007..... 1,254 yards



TRAVORUS BESS
2008..... 1,086 yards



JAKE WALKER
2012..... 1,133 yards



SHEPARD LITTLE
2013..... 1,551 yards

1000 YARD RUSHERS... CAREER

	RUSHER	GM	ATT	YARDS
1	Poke Cobb (1976-79)	32	930	5,042
2	Vincent Webb (2003-06)	48	869	4,233
3	Willie High (1992-95)	38	913	4,231
4	J.R. Taylor (1999-02)	44	635	3,705
5	Jamie Jones (1988-91)	44	727	3,466
6	Kevin Staple (1980-83)	42	724	3,296
7	Jabarey McDavid (1996-00)	38	574	2,837
8	DuWayne Pitts (1984-87)	42	659	2,690
9	Justin Lynch (1995-98)	44	568	2,658
10	Mark Stettner (1974-77)	40	604	2,638
11	Nate Anderson (1971-73)	22	558	2,516
12	**Shepard Little (2013-pres.)**	**24**	**341**	**2,348**
13	Andre Raymond (2000-03)	43	439	2,323
14	Ademola Adeniji (2003-07)	44	456	2,274
15	Travorus Bess (2004-08)	39	389	2,033
16	Taylor Duncan (2011-14)	40	452	2,002
17	Jake Walker (2010-12)	32	436	1,893
18	James Marable (1985-88)	39	389	1,632
19	Ken Werner (1969-71)	27	428	1,526
20	Edson Castillo (1989-92)	39	327	1,457
21	Dennis Bundy (1966-68)	25	417	1,410
22	Bill Korosec (1991-94)	34	317	1,366
23	Chris Hicks (1992-95)	43	257	1,323
24	Wayne Brown (1998-00)	32	248	1,202
25	Mon Williams (2009-10)	21	253	1,079
26	Ibrahim Bawa (1994-97)	33	248	1,020



All-American tailback **Nate Anderson** (1970-73) was the first EIU player to rush for 1,000 yards in a season.

3000 YARD PASSERS... SEASON



SEAN PAYTON
1984..... 3,843 yards
1985..... 3,146 yards
1986..... 3,456 yards



TONY ROMO
2002..... 3,165 yards



JIMMY GAROPPOLO
2012..... 3,823 yards
2013..... 5,050 yards

3000 YARD PASSERS... CAREER

...	PASSER	GM	CMP-ATT	YARDS
1	Jimmy Garoppolo (2010-13)	45	1047-1668	13156
2	Sean Payton (1983-86)	37	756-1408	10655
3	Tony Romo (1999-02)	36	584-941	8212
4	Jeff Thorne (1990-93)	38	536-967	6578
5	Jeff Christensen (1980-82)	33	469-925	6282
6	Eric Arnold (1987-89)	25	395-740	4722
7	Anthony Buich (1998-99)	21	363-596	4493
8	Mike Simpson (1996-97)	22	331-493	3901
9	Ron Gustafson (1969-71)	28	299-662	3820
10	Bodie Reeder (2007-09)	30	356-560	3741
11	Steve Turk (1978-79)	22	268-537	3711
12	Roger Haberer (1962-65)	33	354-733	3647
13	Pete Mauch (1992-95)	44	220-437	3356



Roger Haberer (1962-65) was the first Eastern Illinois quarterback to throw for 3,000 yards in a career...

1000 YARD RECEIVERS... SEASON



JERRY WRIGHT
1984..... 1,029 yards



ROY BANKS
1984..... 1,269 yards
1986..... 1,014 yards



CALVIN PIERCE
1986..... 1,200 yards



ERIK LORA
2012..... 1,664 yards
2013..... 1,544 yards



ADAM DRAKE
2013..... 1,305 yards
2014..... 1,321 yards

1000 YARD RECEIVERS... CAREER

	RECEIVER	GM	REC	YARDS
1	Erik Lora (2009-13)	47	332	4006
2	Roy Banks (1983-86)	38	184	3177
3	Adam Drake (2011-14)	49	202	2979
4	Calvin Pierce (1983-86)	39	163	2629
5	Jerry Wright (1981-84)	33	150	2522
6	Chris Wright (2009-12)	45	137	2443
7	Willie White (1970-73)	40	164	2197
8	Frank Cutolo (1998-01)	43	119	2182
9	Ryan Voss (2003-06)	45	126	1925
10	Scott McGhee (1977-80)	33	109	1920
11	Rob Mehalic (1978-81)	43	126	1766
12	Micah Rucker (2006-07)	24	104	1743
13	Mike Rummell (1989-92)	39	115	1700
14	James Warring (1977-79)	22	109	1555
15	Ralph Stewart (1987-89)	29	89	1459
16	Mark O'Donnell (1970-71)	20	104	1375
17	Will Bumphus (1999-02)	36	58	1357
18	Jason Cook (1988-91)	34	67	1313
19	Andre Raymond (2000-03)	43	116	1266
20	Paul Massat (1997-00)	41	114	1217
21	Nick Eller (2002-03)	23	104	1160
22	Kenny Whitaker (2009-11)	30	113	1149
23	Keiondre Gober (2012-pres.)	26	60	1133
24	Greg Jensik (1993-94)	22	67	1130
25	Roger Holoman (1981-83)	32	71	1115
26	DuWayne Pits (1984-97)	42	147	1095
27	Lorence Ricks (2008-11)	37	69	1042
28	Jeff LePak (2013-14)	26	81	1040
29	Tad Heminger (1962-65)	33	99	1031
30	Ray Schaljo (1962-65)	33	105	1024



Willie White (1970-73) ranked second in the NCAA College Division in receiving yards in 1971.

300 TACKLES... CAREER



TIM CARVER
1992-95 .....565 tackles



NICK RICKS
2000-03 .....478 tackles



JEFF MILLS
1985-89 .....426 tackles



TIM LANCE
1987-90 .....403 tackles



BILL MINES
1979-82 .....367 tackles



FRED MILLER
2000-03 .....344 tackles



TYRONE COVINGTON
1981-84 .....344 tackles



CORY LEMAN
2008-11.....325 tackles



DONALD THOMAS
2004-07 .....321 tackles



IRA JEFFERSON
1978-81 .....317 tackles



TRISTAN BURGE
2003-06 .....316 tackles



RANDY MELVIN
1978-80 .....314 tackles



JOHN JURKOVIC
1985-89 .....311 tackles



JOHN NOLL
1987-90 .....307 tackles



JAMES DORSEY
1992-95 .....300 tackles

100 TACKLES... SEASON

	PLAYER	YEAR	TACKLES
1	Tim Carver	1994	179
2	Tyrone Covington	1984	172
3	Tim Lance	1990	152
4	Thomas Williams	1997	150
5	Nick Ricks	2002	149
6	Jeff Mills	1988	144
7	Tim Carver	1995	138
	Tim Carver	1993	138
9	John Noll	1990	129
10	Bill Mines	1982	128
11	Donald Thomas	2006	127
	Jeff Mills	1986	127
13	Nick Ricks	2001	125
14	Clint Sellers	2005	121
15	John Williams	1999	120
	Tim Lance	1989	120
17	Randy Melvin	1979	119
18	Tristan Burge	2006	118
	Tom Seward	1978	118
20	Fred Miller	2001	117
21	Lucius Seymour	2005	115
	Jamarr Day	2004	115
23	Nick Nasti	2010	114
	Randy Melvin	1980	114
25	Nick Ricks	2003	111
	Jeff Mills	1989	111
27	Tim Carver	1992	110
28	Dan Dee	1992	108
29	Ira Jefferson	1980	107
	Alonzo Lee	1978	107
31	Cory Leman	2011	106
32	Shavez Hawkins	1982	102
	Aaron Thomas	1986	102
	Bill Mines	1979	102
35	Robert Haynes	2012	101
	Robert Williams	1982	101
37	John Jurkovic	1988	100

50-YARD FIELD GOALS
58 – Rich Ehmke (Oct. 11, 1986 vs. Northern Iowa)
53 – Steve Largent (Oct. 24, 1992 at Missouri State)
52 – Steve Largent (Oct. 2, 1993 at Indiana State)
50 – Evan Araposthathis (Sept. 28, 1985 at Southern Illinois)
50 – Steve Berryman (Nov. 3, 1984 vs. Northern Iowa)
50 – Jeff Sanders (Oct. 23, 1976 vs. Central State – Ohio)
50 – Jeff Sanders (Nov. 2, 1974 at Youngstown State)

70-YARD PUNTS
86 – Kevin Cook (Oct. 2, 2010 vs. Southeast Missouri)
79 – Tom Schofield (Nov. 22, 2003 vs. Samford)
79 – Steve Largent (Sept. 10, 1994 at UTEP)
78 – Don Manzke (Nov. 8, 1980 vs. Northern Iowa)
75 – Kevin Cook (Sept. 18, 2010 at UT Martin)
73 – Tyler Wilke (Nov. 17, 2007 vs. Samford)
73 – Evan Araposthathis (Sept. 28, 1985 at Southern Illinois)
72 – Henry Castellanos (Oct. 14, 1983 vs. Northern Iowa)

KICKOFF RETURNS TD (ALL)
100 – Chris Watson (Oct. 7, 1995 at Northern Iowa)
100 – Marcus Potts (Nov. 5, 1977 at Youngstown State)
98 – Frank Cutolo (Oct. 16, 1998 at Murray State)
97 – Quentin Ponius (Nov. 10, 2007 at Jacksonville State)
95 – Andre Raymond (Sept. 21, 2002 vs. Indiana State)
90 – Mark Campana (Dec. 2, 1978 vs. Youngstown State) *
88 – James Marable (Sept. 6, 1986 vs. Truman State)
87 – Lorence Ricks (Oct. 24, 2009 at Jacksonville State)
85 – Daryl Holcombe (Sept. 12, 1987 at Truman State)
84 – Obadiah Cooper (Oct. 3, 1992 vs. Southern Illinois)
83 – Tavares Crawford (Oct. 1, 2011 at Southeast Missouri)
80 – Kevin Staple (Sept. 13, 1980 at Southern Illinois)

PUNT RETURN TD (OVER 50 YARDS)
80 -- Erik Lora (Nov. 2, 2013 vs. Tennessee Tech)
80 – Jermaine Mobley (Oct. 30, 2004 vs. Tennessee State)
80 – Frank Cutolo (Oct. 2, 1999 at Central Florida)
77 – Frank Cutolo (Nov. 1, 2001 at UT Martin)
75 -- Shepard Little (Nov. 2, 2013 vs. Tennessee Tech)
72 – Mark Campana (Nov. 25, 1978 at UC Davis) *
71 – Chris Watson (Sept. 14, 1996 vs. Indiana State)
60 -- Shepard Little (Aug. 31, 2013 at San Diego State)
59 – Frank Cutolo (Sept. 9, 2000 vs. Kentucky Wesleyan) #
Cutolo had two in game (also 38 yard return for TD)

FUMBLE RETURN TD (OVER 50 YARDS)
70 - Anthony Goodman (Sept. 28, 2013 vs. Eastern Kentucky)
68 – Tristan Burge (Oct. 22, 2005 at Murray State)
66 – Mike Gentile (Sept. 23, 2000 at UT Martin)
60 – Jake Maurer (Nov. 8, 2003 vs. Tennessee Tech)
51 – Juan Cox (Nov. 3, 1990 vs. Western Kentucky)

INT RETURN TD (OVER 50 YARDS)
98 – Roosevelt Williams (Oct. 27, 2001 vs. Tennessee State)
87 – Terrence Sanders (Nov. 25, 2006 vs. Illinois State) *
85 – Bill Cochrane (Oct. 4, 1986 vs. Liberty)
83 – Ed Jackson (Nov. 23, 1996 vs. Eastern Kentucky)
79 – CJ James (Nov. 14, 2009 vs. UT Martin)
76 – Tristan Burge (Sept. 1, 2005 vs. Indiana State)
76 – Chris Nicholson (Sept. 3, 1983 at Illinois State)
70 – Chris Brown (Sept. 17, 1994 vs. Lock Haven)
66 – Erik Dircks (Sept. 7, 1993 at McNeese State)
65 – Nick Ricks (Oct. 18, 2003 at Murray State)
59 – Ralph Fulton (Sept. 19, 1970 vs. UW Milwaukee)
56 – Kevin Gray (Oct. 18, 1980 at Western Illinois)
55 – Bob Bronaugh (Sept. 14, 1985 vs. Indiana State)
52 – Dan Fallon (Sept, 29, 1984 vs. Ferris State)

PASS RECEPTIONS FOR TD (OVER 70 YARDS)
98 – Will Bumphus from Tony Romo (Nov. 18, 2000 vs. Eastern Kentucky)
90 -- Adam Drake from Jalen Whitlow (Nov. 1, 2014 at Tennessee Tech)
86 -- Keiondre Gober from Jimmy Garoppolo (Sept. 14, 2013 vs. Illinois State)
82 -- Adam Drake from Jimmy Garoppolo (Oct. 19, 2013 vs. Southeast Missouri)
81 – Chris Wright from Jimmy Garoppolo (Nov. 6, 2010 at Tennessee State)
80 – Frank Cutolo from Tony Romo (Nov. 17, 2001 vs. Murray State)
79 - Keiondre Gober from Jimmy Garoppolo (Nov. 2, 2013 vs. Tennessee Tech)
79 – Obadiah Cooper from Jeff Thorne (Oct. 24, 1992 at Missouri State)
77 – Shaun Grace from Anthony Buich (Nov. 14, 1998 at UT Martin)
75 – Roy Banks from Sean Payton (Nov. 3, 1984 vs. Northern Iowa)
75 – Jerry Wright from Jeff Christensen (Nov. 6, 1982 at Missouri State)
74 – Chris Wright from Jimmy Garoppolo (Nov. 17, 2012 at Central Arkansas)
74 – Frank Cutolo from Tony Romo (Oct. 27, 2001 vs. Tennessee State)
74 – Jason Cook from Eric Arnold (Nov. 25, 1989 at Idaho) *
74 – Calvin Pierce from Sean Payton (Oct. 25, 1986 at Missouri State)
74 – Willie White from Joe Hume (Sept. 30, 1972 vs. Illinois-Chicago)
73 – Jason Cook from Lee Borkowski (Oct. 13, 1990 vs. Indiana State)
73 – Roy Banks from Sean Payton (Oct. 6, 1984 vs. Illinois State)
73 – Roy Banks from Sean Payton (Sept. 1, 1984 at Grand Valley State) #
72 – Kenny Whittaker from Jimmy Garoppolo (Sept. 10, 2011 at Northwestern)
72 – Derick Wilhelms from Sean Payton (Nov. 8, 1986 at Indiana State)
71 – Frank Cutolo from Tony Romo (Dec. 1, 2001 vs. Northern Iowa) *
71 – Greg Jensik from Pete Mauch (Oct. 1, 1994 at Missouri State)
71 – Roy Banks from Sean Payton (Nov. 10, 1984 vs. Western Kentucky)
71 – Roy Banks from Sean Payton (Sept. 1, 1984 at Grand Valley State) #
70 – Ryan Voss from Andy Vincent (Sept. 25, 2004 at Eastern Michigan)
70 – Ralph Stewart from Eric Arnold (Oct. 8, 1988 vs. Southern Illinois)
70 – Greg Browne from Steve Hagenbruch (Sept. 8, 1973 at UW Stevens Point)
 # Banks had two 70+ yard touchdown receptions in the same game

RUSHING TD (OVER 70 YARDS)
96 -- Jimmy Lera (Oct. 18, 2014 at Southeast Missouri)
96 – Poke Cobb (Oct. 9. 1976 vs. Tennessee Tech)
90 – Vincent Webb (Oct. 16, 2004 vs. Murray State)
88 – Nate Anderson (Oct. 27, 1973 vs. St. Joseph's IND)
85 – Jamie Jones (Sept. 1, 1990 at Northern Illinois)
83 – Vincent Webb (Oct. 22, 2005 at Murray State)
80 - Shepard Little (Dec. 7, 2013 vs. Tennessee State *
80 – Vincent Webb (Sept. 27, 2003 at Indiana State)
80 – J.R. Taylor (Sept. 8, 2000 vs. Indiana State)
79 – Justin Lynch (Oct. 18, 1997 vs. Middle Tennessee)
77 – Kevin Staple (Sept. 17, 1983 vs. Grand Valley State)
76 – Don Pittman (Nov. 5, 1977 at Youngstown State) --- Quarterback
76 – Gerald Bell (Sept, 11, 1976 at Truman State)
74 – Wayne Brown (Nov. 14, 1998 at UT Martin)
74 – Poke Cobb (Sept. 15, 1979 vs. Wayne State – Mich.)
73 -- Shepard Little (Sept. 14, 2013 vs. Illinois State)
73 – Ademola Adeniji (Oct. 6, 2007 vs. Eastern Kentucky)
71 – Mon Williams (Nov. 13, 2010 at Illinois State)
70 -- Shepard Little (Nov. 22, 2014 vs. UT Martin)

*** Play happened in NCAA Playoff Game**



ANNUAL LEADERS

PASS RECEPTIONS

YEAR	PLAYER(S)	NO
1963	Tad Heiminger	29
1964	Tad Heiminger	46
1965	Lynn Strack	36
1966	Frank Farr	7
1967	Bob Jensen	25
1968	Ed Stephens	40
1969	Bob Jensen	24
1970	Mark O'Donnell	52
1971	Willie White	65
1972	Willie White	49
1973	Willie White	20
1974	Jim Young	18
1975	Art Jackson	11
1976	Art Jackson	12
1977	Mark Francis	8
	Poke Cobb	8
1978	James Warring	59
1979	James Warring	47
1980	Scott McGhee	44
1981	Rob Mehalic	67
1982	Jerry Wright	29
1983	Jerry Wright	44
1984	Jerry Wright	76
1985	DuWayne Pitts	65
1986	Calvin Pierce	65
1987	Ralph Stewart	38
1988	Ralph Stewart	37
1989	Jason Cook	37
1990	Mike Rummell	30
1991	Jamie Jones	29
1992	Mike Rummell	37
1993	Greg Jensik	29
	Bill Korosec	29
1994	Greg Jensik	38
1995	Chris Hicks	18
1996	Chris Szarka	35
1997	Donnie Davis	31
1998	Phil Taylor	31
1999	Paul Massat	51
2000	Frank Cutolo	33
2001	Frank Cutolo	41
2002	Andre Raymond	70
2003	Dawanzelle Hopson	56
2004	Ryan Voss	46
2005	Ryan Voss	37
2006	Micah Rucker	49
2007	Micah Rucker	55
2008	Charles Graves	40
2009	Jimmy Potempa	32
2010	Erik Lora	50
2011	Chris Wright	42
	Kenny Whittaker	42
2012	Erik Lora	136 *
2013	Erik Lora	123
2014	Adam Drake	93

* Set FCS Single Season Record

PASS RECEIVING

YEAR	PLAYER	YDS
1963	Ray Schaljo	301
1964	Tad Heiminger	415
1965	Lynn Strack	427
1966	Curt Leonard	86
1967	Bob Jensen	255
1968	Ed Stephens	483
1969	Bob Jensen	281
1970	Mark O'Donnell	721
1971	Willie White	915
1972	Willie White	713
1973	Roger Drach	260
1974	Jim Young	234
1975	Mark Francis	120
1976	Doug Hiatt	170
1977	Mark Francis	143
1978	James Warring	980
1979	James Warring	548
1980	Scott McGhee	763
1981	Rob Mehalic	787
1982	Jerry Wright	706
1983	Jerry Wright	779
1984	Roy Banks	1269
1985	Calvin Pierce	900
1986	Calvin Pierce	1200
1987	Ralph Stewart	634
1988	Ralph Stewart	645
1989	Jason Cook	730
1990	Mike Rummell	440
1991	Mike Rummell	373
1992	Mike Rummell	633
1993	Greg Jensik	438
1994	Greg Jensik	692
1995	Chris Hicks	307
1996	Chris Szarka	475
1997	Anton Manuel	382
1998	Phil Taylor	437
1999	Rahsaan Smith	537
2000	Frank Cutolo	710
2001	Frank Cutolo	792
2002	Andre Raymond	672
2003	Dawanzelle Hopson	466
2004	Ryan Voss	784
2005	Ryan Voss	610
2006	Micah Rucker	966
2007	Micah Rucker	777
2008	Charles Graves	561
2009	Lorence Ricks	381
2010	Chris Wright	557
2011	Chris Wright	735
2012	Erik Lora	1664
2013	Erik Lora	1544
2014	Adam Drake	1321

PASSING

YEAR	PLAYER	CMP	ATT	INT	YDS	TDs
1963	Roger Haberer	64	124	5	644	4
1964	Roger Haberer	153	302	17	1443	13
1965	Roger Haberer	116	247	17	1266	5
1966	Joe Davis	36	96	6	338	8
1967	Joe Davis	70	162	10	631	4
1968	Joe Davis	76	167	8	931	5
1969	Terry Tuley	74	163	7	870	8
1970	Ron Gustafson	142	285	20	1851	15
1971	Ron Gustafson	138	308	11	1745	13
1972	Joe Hume	86	193	12	1214	9
1973	Steve Hagenbruch	31	75	9	528	4
1974	Kevin Hussey	37	75	4	388	2
1975	Kevin Hussey	31	59	3	282	0
1976	Andy Vogl	20	42	2	314	2
1977	Andy Vogl	30	77	6	387	1
1978	Steve Turk	160	294	20	2423	25
1979	Steve Turk	108	243	14	1288	11
1980	Jeff Christensen	94	194	10	1340	13
1981	Jeff Christensen	222	430	22	2672	17
1982	Jeff Christensen	153	301	14	2270	21
1983	John Rafferty	123	221	17	1504	10
1984	Sean Payton	270	473	15	3843	28
1985	Sean Payton	256	494	23	3146	22
1986	Sean Payton	222	423	15	3456	23
1987	Eric Arnold	92	186	7	1159	3
1988	Eric Arnold	109	208	12	1325	7
1989	Eric Arnold	194	346	14	2238	12
1990	Jeff Thorne	86	165	8	1054	2
1991	Jeff Thorne	151	246	6	1920	21
1992	Jeff Thorne	155	277	6	1944	10
1993	Jeff Thorne	144	279	19	1660	11
1994	Pete Mauch	98	182	7	1610	8
1995	Pete Mauch	95	193	4	1295	8
1996	Mike Simpson	163	247	7	1987	19
1997	Mike Simpson	168	246	8	1914	13
1998	Anthony Buich	147	240	5	1801	12
1999	Anthony Buich	216	356	12	2692	15
2000	Tony Romo	164	278	12	2583	27
2001	Tony Romo	138	207	6	2068	21
2002	Tony Romo	258	407	16	3165	34
2003	Andrew Harris	264	160	7	1456	8
2004	Matt Schabert	190	311	10	2153	15
2005	Mike Donato	145	254	9	1747	9
2006	Cole Stinson	122	224	11	1349	12
2007	Bodie Reeder	170	260	5	1726	10
2008	Bodie Reeder	177	282	7	1931	13
2009	Jake Christensen	175	300	11	2204	19
2010	Jimmy Garoppolo	124	211	13	1639	14
2011	Jimmy Garoppolo	217	349	14	2644	20
2012	Jimmy Garoppolo	331	540	15	3823	31
2013	Jimmy Garoppolo	375	568	9	5050	53
2014	Jalen Whitlow	185	294	7	2075	15

SCORING

YEAR	PLAYER(S)	TDs	PAT	FGM	PTS
1963	Jim Lynch	4			24
1964	Ray Schaljo	5			30
1965	Ken Heffley	4			24
1966	Dennis Bundy	7			42
1967	Larry Angelo	4			24
1968	Dennis Bundy	10			60
1969	Vic Wicks	3	1		20
1970	Ken Werner	6	3		42
1971	Ken Werner	8			48
1972	Nate Anderson	10			60
1973	Nate Anderson	10			60
1974	Mark Stettner	4			24
1975	Andy Vogl	2			12
1976	Poke Cobb	13	1		80
1977	Poke Cobb	6			36
1978	Poke Cobb	16			96
1979	Poke Cobb	14			84
1980	Scott McGhee	16			96
1981	Tyrone Davis	8			48
	Roger Holoman	8			48
1982	Kevin Staple	13			78
1983	Henry Castellanos		14	14	56
1984	Roy Banks	17			102
1985	Roy Banks	9	1		56
1986	James Marble	16			96
1987	Rich Ehmke		12	15	57
1988	Ralph Stewart	9			54
1989	Ray D'Alesio		23	10	53
1990	Ray D'Alesio		19	5	34
1991	Edson Castillo	10			60
1992	Bill Korosec	12			72
1993	Willie High	12			72
1994	Willie High	11			66
1995	Steve Largent		35	16	83
1996	Justin Lynch	11			66
1997	Justin Lynch	9			54
1998	Justin Lynch	10			60
1999	Chad Larner		29	8	53
2000	Bill Besenhofer		49	9	76
2001	J.R. Taylor	20			120
2002	J.R. Taylor	18			112
2003	Vincent Webb	6			36
2004	Vincent Webb	12			72
2005	Vincent Webb	15			90
2006	Micah Rucker	13			78
2007	Ademola Adeniji	15			90
2008	Tyler Wilke		29	15	74
2009	Austin Signor		34	14	76
2010	Cameron Berra		19	8	43
2011	Chris Wright	11	0	0	66
2012	Cameron Berra		48	12	84
2013	Erik Lora	20	2	0	124
2014	**Nick Bruno**	**0**	**44**	**14**	**86**

RUSHING

YEAR	PLAYER	ATT	YDS	TDs
1963	Jim Lynch	101	309	3
1964	Lynn Strack	78	307	1
1965	Ken Heffley	142	554	4
1966	Dennis Bundy	155	542	7
1967	Larry Angelo	171	545	4
1968	Dennis Bundy	155	529	10
1969	Ken Werner	94	386	1
1970	Ken Werner	131	400	4
1971	Ken Werner	203	740	8
1972	Nate Anderson	261	1255	10
1973	Nate Anderson	296	1261	10
1974	Mark Stettner	137	484	4
1975	Mark Stettner	201	904	7
1976	Poke Cobb	192	1152	12
1977	Poke Cobb	178	951	6
1978	Poke Cobb	267	1330	16
1979	Poke Cobb	293	1609	14
1980	Kevin Staple	138	576	1
1981	Kevin Staple	137	700	3
1982	Kevin Staple	229	1012	10
1983	Kevin Staple	220	1008	8
1984	DuWayne Pitts	105	362	6
1985	DuWayne Pitts	227	968	5
1986	James Marble	154	884	4
1987	DuWayne Pitts	228	884	4
1988	James Marble	153	622	2
1989	Jamie Jones	237	887	5
1990	Jamie Jones	228	1055	5
1991	Jamie Jones	233	1403	4
1992	Bill Korosec	142	571	11
1993	Willie High	273	1487	12
1994	Willie High	297	1154	11
1995	Willie High	314	1450	12
1996	Justin Lynch	201	912	11
1997	Justin Lynch	172	930	9
1998	Justin Lynch	193	803	7
1999	Jabarey McDavid	173	755	1
2000	J.R. Taylor	129	739	7
2001	J.R. Taylor	185	1177	18
2002	J.R. Taylor	254	1522	18
2003	Vincent Webb	115	593	5
2004	Vincent Webb	228	1106	12
2005	Vincent Webb	262	1129	15
2006	Vincent Webb	264	1405	7
2007	Ademola Adeniji	248	1254	15
2008	Travorus Bess	192	1086	3
2009	Mon Williams	191	870	9
2010	Jimmy Potempa	117	491	2
2011	Jake Walker	151	580	10
2012	Jake Walker	232	1133	12
2013	**Shepard Little**	**217**	**1551**	**15**
2014	**Shepard Little**	**124**	**797**	**3**

PUNTING

YEAR	PLAYER	NO	YDS	AVG
1963	Roy Dillard	52	2041	39.2
1964	Dick Wetzler	45	1658	36.8
1965	Larry Baird	37	1321	35.6
1966	Larry Baird	53	1805	34.1
1967	Bill Crail	41	1363	33.2
1968	Bill Crail	19	593	31.2
1969	George Heintz	61	2292	37.6
1970	George Heintz	48	1762	36.7
1971	Joe Hume	32	1110	34.6
1972	Joe Hume	35	1124	32.1
1973	Rick Tsupros	53	1730	32.6
1974	Dave Hoover	66	2320	35.1
1975	Dave Hoover	60	2220	37.0
1976	Jeff Gossett	28	825	29.5
1977	Jeff Gossett	62	2668	43.0
1978	Scott McGhee	32	973	30.4
1979	Jeff Gossett	51	2036	39.9
1980	Don Manzke	65	2641	40.6
1981	Don Manzke	52	2157	41.5
1982	Don Manzke	65	2595	39.9
1983	Henry Castellanos	54	2031	37.6
1984	Evan Arapostathis	58	1971	34.0
1985	Evan Arapostathis	62	2346	37.8
1986	Steve Tillotson	39	1507	38.6
1987	Steve Tillotson	64	2577	40.3
1988	Brian Pindar	68	2410	35.4
1989	Brian Pindar	64	2205	34.5
1990	Brian Pindar	70	2835	40.5
1991	Brian Pindar	48	1813	37.8
1992	Jason Caldwell	58	2352	40.6
1993	Darrell Rennels	56	2071	37.0
1994	Steve Largent	53	1844	34.8
1995	Shawn Denzer	52	1870	36.0
1996	Shawn Denzer	38	1562	41.1
1997	John Fowle	45	1789	39.8
1998	Bill Besenhofer	54	1899	35.2
1999	Bill Besenhofer	56	2297	41.0
2000	Bill Besenhofer	46	1823	39.6
2001	Bill Besenhofer	36	1374	38.2
2002	Tom Schofield	55	1924	35.0
2003	Tom Schofield	66	2505	38.0
2004	Tom Schofield	58	2235	38.5
2005	Tom Schofield	69	2709	39.3
2006	Zach Yates	59	2128	36.1
2007	Kevin Cook	36	1604	44.6
2008	Kevin Cook	40	1587	39.7
2009	Kevin Cook	50	2100	42.0
2010	Kevin Cook	55	2360	42.9
2011	Scott Weatherford	48	1805	37.6
2012	Scott Weatherford	54	2127	39.4
2013	Scott Weatherford	52	1883	36.2
2014	Cody Edwards	26	920	35.4
	Nick Bruno	26	901	34.7

ALL-PURPOSE YARDAGE

YEAR	PLAYER	RUSH	REC	PR	KOR	YDs
1963	Rod Butler	205	100	116	87	508
1964	Wayne Stingley	115	211	135	309	770
1965	Lynn Strack	211	427		124	762
1966	Dennis Bundy	542				542
1967	Larry Angelo	545	212	33	267	1057
1968	Tom Walters	392	140		118	650
1969	Steve Bell	92	237	24	354	707
1970	Mark O'Donnell		721			721
1971	Willie White		915		269	1184
1972	Nate Anderson	1255	44			1299
1973	Nate Anderson	1261	62			1323
1974	Gerald Bell	279	28		299	606
1975	Mark Stettner	904	17		91	1012
1976	Poke Cobb	1152	120	37	299	1671
1977	Poke Cobb	951	117		45	1113
1978	Poke Cobb	1330	225	67	134	1756
1979	Poke Cobb	1609	58			1667
1980	Kevin Staple	576	34		446	1056
1981	Kevin Staple	700	365		132	1197
1982	Kevin Staple	1012	198		36	1246
1983	Kevin Staple	1008	96		48	1152
1984	Roy Banks		1269	10		1279
1985	DuWayne Pitts	968	458			1426
1986	James Marble	683	297		260	1240
1987	DuWayne Pitts	884	236	22	142	1284
1988	James Marble	622	268			890
1989	Jamie Jones	887	184	14	181	1266
1990	Jamie Jones	1055	270		282	1607
1991	Jamie Jones	1403	299		305	2007
1992	Bill Korosec	571	336		14	921
1993	Willie High	1487	21			1508
1994	Willie High	1154	39			1193
1995	Willie High	1458	79			1537
1996	Justin Lynch	912	201			1113
1997	Justin Lynch	930	240			1170
1998	Justin Lynch	803	210			1013
1999	Frank Cutolo	56	452	208	549	1265
2000	Frank Cutolo	710	296		61	1067
2001	Andre Raymond	717	309		477	1503
2002	Andre Raymond	612	672	112	872	2268
2003	Andre Raymond	580	104		229	913
2004	Vincent Webb	1106	184		8	1298
2005	Vincent Webb	1129	52			1181
2006	Vincent Webb	1405	183			1588
2007	Ademola Adeniji	1254	148	0	0	1402
2008	Travorus Bess	1086	172	0	0	1258
2009	Mon Williams	870	29	0	0	899
2010	Lorence Ricks	21	285	0	795	1101
2011	Chris Wright	0	735	0	23	758
2012	Erik Lora	14	1664	74	0	1752
2013	**Shepard Little**	**1551**	**182**	**259**	**200**	**2192**
2014	Adam Drake	16	1321	89	9	1435

TOTAL TACKLES

YEAR	PLAYER	NO
1978	Tom Seward	118
1979	Randy Melvin	119
1980	Ira Jefferson	107
1981	Ira Jefferson	95
1982	Bill Mines	128
1983	Tyrone Covington	99
1984	Tyrone Covington	172
1985	Derrick Wilhelms	98
1986	Jeff Mills	127
1987	Daryl Holcombe	97
1988	Jeff Mills	144
1989	Tim Lance	120
1990	Tim Lance	152
1991	Jeff Miles	90
1992	Tim Carver	110
1993	Tim Carver	138
1994	Tim Carver	179
1995	Tim Carver	138
1996	Rodney Pontes	82
1997	Thomas Williams	150
1998	Brian Jones	90
1999	John Williams	120
2000	Nick Ricks	93
2001	Nick Ricks	125
2002	Nick Ricks	149
2003	Nick Ricks	111
2004	Jamarr Day	115
2005	Clint Sellers	121
2006	Donald Thomas	127
2007	Donald Thomas	91
2008	Ke'Andre Sams	74
2009	Nick Nasti	83
2010	Nick Nasti	114
2011	Cory Leman	106
2012	Robert Haynes	101
2013	**Jourdan Wickliffe**	**91**
2014	**Kamu Grugier-Hill**	**97**

SOLO TACKLES

YEAR	PLAYER	NO
1978	Tom Seward	41
1979	Randy Melvin	68
1980	Ira Jefferson	68
1981	Ira Jefferson	73
1982	Robert Williams	59
1983	Chris Nicholson	60
1984	Tyrone Covington	47
1985	Bob Bronaugh	29
1986	Jeff Mills	39
1987	Daryl Holcombe	59
1988	Jeff Mills	91
1989	Jeff Mills	67
1990	Tim Lance	93
1991	Jeff Miles	60
1992	Tim Carver	74
1993	Tim Carver	82
1994	Tim Carver	77
1995	Tim Carver	87
1996	Rodney Wilson	50
1997	Thomas Williams	102
1998	Antwan Perry	56
1999	John Williams	83
2000	Corey Lewis	51
2001	Nick Ricks	85
2002	Nick Ricks	98
2003	Nick Ricks	65
2004	Chad Cleveland	44
2005	Clint Sellers	88
2006	Donald Thomas	49
2007	Adrian Arrington	48
2008	Rashad Haynes	44
2009	Nick Nasti	38
2010	Nick Nasti	47
2011	Cory Leman	57
2012	Nick Beard	61
2013	Pete Houlihan	53
2014	Kamu Grugier-Hill	47

TACKLES FOR LOSS

YEAR	PLAYER(S)	NO
1978	Pete Catan	19
1979	Pete Catan	14
1980	Pete Catan	12
1981	Ira Jefferson	16
1982	Keith Wojnowski	9
1983	Chris Nicholson	9
1984	Tom Moskal	12
1985	Scott Pilkerton	8
1986	Aaron Thomas	16
1987	Aaron Thomas	7
	Carl Parker	7
1988	John Jurkovic	14
1989	John Jurkovic	13
1990	Joe Remke	10
	Kent McIntyre	10
1991	Joe Remke	9
1992	Dan Dee	15
1993	Mike Miller	9
1994	Joe Pale	8
1995	Rodney Wilson	5
1996	Rodney Wilson	13
1997	Thomas Williams	9
1998	Ryan Pace	9
1999	Mike Carlin	10
2000	Mike Carlin	16
2001	Fred Miller	12
2002	Nick Ricks	20
2003	Nick Ricks	10
2004	Kory Lothe	10
2005	Clint Sellers	13
2006	Pierre Walters	15
2007	Jeff Sobol	9.5
2008	Pierre Walters	16.5
2009	Trevor Frericks	16
2010	Spyros Bazigos	13.5
2011	Artavious Dowdell	7.5
	Gordy Kickels	7.5
2012	Artavious Dowdell	13.5
2013	**Dino Fanti**	**14.5**
2014	**Dino Fanit**	**15.5**

QB SACKS

YEAR	PLAYER(S)	NO
1978	Pete Catan	15
1979	Pete Catan	21
1980	Pete Catan	11
1981	Ira Jefferson	15
1982	Keith Wojnowski	16
1983	Chris Nicholson	9
1984	Tom Moskal	10
1985	Tom Moskal	7
1986	John Jurkovic	13
1987	Tom Goven	4
1988	John Jurkovic	7
1989	John Jurkovic	6
	Jim Sarver	6
1990	Joe Remke	7
1991	Joe Remke	6
1992	John Vakos	7
1993	Kevin Zeng	8
1994	Curtis Price	6
	Mike Miller	6
1995	Brian McGavock	8
1996	John Moyer	7
1997	Dave Thomas	4
1998	Brian Jones	4
	Andy Lee	
1999	Mike Carlin	6
2000	Mike Carlin	10
2001	Nick Ricks	6
2002	Kory Lothe	5
2003	Kory Lothe	8
2004	Kory Lothe	6
2005	Kory Lothe	5
2006	Pierre Walters	6
2007	Pierre Walters	4
2008	Donovan Johnson	6
2009	Perry Burge	5
2010	Artavious Dowdell	4.5
2011	Artavious Dowdell	5
2012	Artavious Dowdell	7.5
2013	Pat Wertz	6.5
2014	Robert Haynes	2.5
	Fedney Delphonse	**2.5**



Left: Pete Catan led Eastern Illinois in sacks and tackles for loss for three straight seasons as the Panthers made NCAA Division II Championship game appearances in 1978 and 1980. EIU won the title over Delaware in 1978.

Right: Tristan Burge earned first team AFCA All-America honors in 2006 as the Panthers earned back-to-back Ohio Valley Conference championships. Burge ended his career with 17 tackles and one interception in the Panthers NCAA playoff loss to Illinois State.



INTERCEPTIONS

YEAR	PLAYER(S)	NO
1978	Rich Brown	7
1979	Tom Murray	4
1980	Rich Brown	7
	Kevin Gray	7
1981	Wilbert James	4
1982	Randy McCue	7
1983	Robert Williams	7
1984	James Boyd	4
1985	Bob Bronaugh	5
1986	R.L. Reynolds	7
1987	Scott Johnson	3
1987	Daryl Holcombe	3
1988	Scott Johnson	4
1989	Tim Lance	6
1990	Tony Farrell	3
1991	Tony Farrell	6
1992	Mike Martinez	4
1993	Ray McElroy	4
1994	Chris Brown	2
	James Dorsey	2
1995	Tim Carver	5
1996	Hasheem Rasheem	5
1997	Ed Jackson	3
	Chris Watson	3
1998	Steffan Nicholson	3
1999	John Williams	4
2000	Kourtney Young	7
2001	Roosevelt Williams	3
2002	Nick Allison	2
	Chad Cleveland	2
	George Love	2
2003	George Love	2
	Fred Miller	2
	Nick Ricks	2
	Kevin Walz	2
2004	Ben Brown	2
2005	Clint Sellers	5
2006	Seymour Loftman	4
2007	Rashad Haynes	5
2008	Rashad Haynes	4
2009	CJ James	5
2010	Sean Campbell	2
2011	Nick Martinez	2
2012	Robert Haynes	2
	Jourdan Wickliffe	**2**
	Tavares Crawford	2
2013	**Jourdan Wickliffe**	**3**
	Alex McNulty	3
2014	**Jourdan Wickliffe**	**4**

FUMBLE RECOVERIES

YEAR	PLAYER(S)	NO
1981	Tom Murray	4
1982	Ortega Jackson	6
1983	Greg Duncan	4
1984	Tyrone Covington	6
1985	Bob Bronaugh	4
1986	Dan Polewski	3
	Bill Cochrane	3
1987	Ben Stevenson	3
	Scott Johnson	3
1988	Jim Sarver	4
1989	Jim Sarver	3
1990	Juan Cox	2
	Dan Dee	2
	Eric Dircks	2
1991	Dan Dee	2
	Tony Farrell	2
	Derrick Lane	2
	Joe Remke	2
1992	Seven tied	1
1993	Three tied	2
1994	Tim Carver	4
1995	Three tied	2
1996	John Moyer	4
1997	Thomas Williams	2
	Jay Grodecki	2
1998	Ryan Pace	3
	Chris Watson	3
1999	Torrey Chambliss	2
	Terry Griffis	2
	Kourtney Young	2
2000	Nick Ricks	3
2001	Brad Metzger	2
	Fred Miller	2
	Nick Ricks	2
2002	Roosevelt Williams	4
2003	Ben Brown	4
2004	Jamarr Day	2
2005	Tristan Burge	3
	Tim Kelly	3
	Lucius Seymour	3
2006	Donald Thomas	4
2007	7 players tied with	1
2008	Adrian Arrington	2
	Andre Lima	2
2009	Nick Nasti	2
	Cory Leman	2
	Gordy Kickels	2
	Andre Lima	2
2010	Artavious Dowdell	3
2011	Gordy Kickels	2
2012	Antonio Taylor	2
2013	Pat Wertz	5
2014	Kamu Grugier-Hill	2

Eastern Illinois Football Conference Defenders Of The Year



JOHN JURKOVIC
1985-89
1988 Gateway Conference Defender of the Year
1989 Gateway Conference Defender of the Year



TIM LANCE
1987-90
1990 Gateway Conference Defender of the Year



TIM CARVER
1992-95
1995 Gateway Conference Defender of the Year



NICK RICKS
2000-03
2002 OVC Defender of the Year



CLINT SELLERS
2005-06
2005 OVC Defender of the Year



DONALD THOMAS
2004-Present
2006 OVC Defender of the Year

100-150 YARD RUSHING GAMES

150	Jabarey McDavid	at Illinois State	9/20/97
149	Justin Lynch	Pittsburg (KS) State	9/7/96
148	Vincent Webb	at Southeast Missouri	10/8/05
	J.R. Taylor	at Florida Atlantic	11/10/01
	Jamie Jones	at Western Illinois	10/6/90
147	Vincent Webb	at Samford	11/20/04
	J.R. Taylor	Southeast Missouri	11/4/00
	Kevin Staple	at Akron	10/8/83
146	Andre Raymond	Southeast Missouri	11/4/00
	DuWayne Pitts	at Northeastern Missouri	9/12/87
	Kevin Staple	at South Dakota	9/5/81
	Poke Cobb	Evansville	11/19/77
145	Vincent Webb	Tennessee-Martin	10/29/05
	Poke Cobb	Western Illinois	10/1/77
143	Jamie Jones	at Northern Iowa	10/28/89
	Poke Cobb	at Akron	9/30/78
142	J.R. Taylor	Indiana State	9/21/02
	Jamie Jones	at Southern Illinois	11/2/91
	Poke Cobb	Central State	10/23/76
141	Kevin Staple	Western Illinois	10/22/83
	Kevin Staple	Illinois State	9/4/82
140	J.R. Taylor	Tennessee State	10/7/00
	DuWayne Pitts	Western Illinois	10/10/87
	Ken Werner	Southwest Missouri	10/30/71
139	Willie High	Northern Iowa	10/8/94
	Willie High	Lock Haven	9/17/94
138	**Shepard Little**	**at Tennessee State**	**10/26/13**
137	**Shepard Little**	**UT Martin**	**11/22/14**
	Jalen Whitlow *	**Austin Peay**	**9/20/14**
	DuWayne Pitts	Liberty	9/20/87
136	Ken Werner	Evansville	10/17/71
134	Andre Raymond	at Tennessee Tech	10/5/02
	J.R. Taylor	Murray State	11/17/01
	Jabarey McDavid	Middle Tennessee	10/18/97
	Poke Cobb	at Northeastern Missouri	9/22/79
	Poke Cobb	Central State	9/2/78
	Don Pittman	at Youngstown State	11/5/77
	Nate Anderson	at Wisconsin-Milwaukee	9/22/73
	Joe Davis *	Bradley	10/19/68
133	Ibrahim Bawa	Murray State	10/19/96
	Willie High	at Illinois State	11/5/94
	Wes Nixon	Illinois State	9/4/82
132	Jake Walker	Southeast Missouri	11/10/12
	J.R. Taylor	at Southeast Missouri	10/19/02
	Conrad Praamsma	Eastern Kentucky	11/23/96
	Jamie Jones	Indiana State	10/13/90
	Don Pittman	at Murray State	11/12/77
	Nate Anderson	Wisconsin-Milwaukee	9/23/72
130	**Shepard Little**	**Tennessee State**	**10/25/14**
129	**Shepard Little**	**Southeast Missouri**	**10/19/13**
	Shepard Little	**Illinois State**	**9/14/13**
	Willie High	at Southwest Missouri	10/1/94
	Jamie Jones	Western Illinois	10/5/91
128	Taylor Duncan	at Austin Peay	10/10/13
	Justin Lynch	St. Joseph's (IN)	9/13/97
	Mark Stettner	at Butler	11/13/76
	Mark Stettner	at Western Illinois	10/16/76
127	Travorus Bess	at Tennessee State	10/27/07
126	Jabarey McDavid	St. Joseph's (IN)	9/13/97
	Justin Lynch	Eastern Kentucky	11/23/96
	Bill Korosec	Southern Illinois	10/3/92
	Poke Cobb	Illinois State	11/20/76
125	Jake Walker	at South Dakota State	11/24/12
	Willie High	Illinois State	10/28/95
	Kevin Staple	Northeastern Missouri	9/11/82
	Cliff Thurman	at Youngstown State	11/5/77
124	Jake Walker	at Austin Peay	10/29/11
	Travorus Bess	vs. Southeast Missouri	10/18/08
	Vincent Webb	at Eastern Kentucky	10/14/06
	Jabarey McDavid	at Southeast Missouri	11/9/96
	Poke Cobb	at Butler	9/9/78
	Mark Stettner	Central State	10/23/76
	Mark Stettner	at Central Missouri	10/4/75
123	**Shepard Little**	**at UT Martin**	**11/23/13**
122	**Shepard Little**	**at Eastern Kentucky**	**10/11/14**
	J.R. Taylor	Tennessee Tech	9/29/01
	Jamie Jones	at Southern Illinois	9/16/89
	James Marble	Austin Peay	9/10/88
121	Willie High	Western Kentucky	11/12/94
	Jamie Jones	Murray State	9/22/90
	Larry Angelo	at Wisconsin-Milwaukee	9/23/67
120	James Marble	Northern Iowa	10/11/86
119	Jake Walker	at Eastern Kentucky	10/27/12
	Mon Williams	at Southeast Missouri	9/19/09
	Jabarey McDavid	Eastern Kentucky	11/23/96
	Mark Stettner	at Northeastern Missouri	9/11/76
119	Tom Meeks	Western Illinois	10/18/75
118	J.R. Taylor	Illinois State	9/28/02
	DuWayne Pitts	Southwest Missouri	10/24/87
	DuWayne Pitts	Western Illinois	10/26/85
117	Vincent Webb	at Hawai'i	9/30/06
	Justin Lynch	Illinois State	10/17/98
	Justin Lynch	St. Joseph's (IN)	9/3/98
116	Wayne Brown	at Middle Tennessee	10/24/98
	Willie High	at Southern Illinois	11/11/95
	Edson Castillo	Illinois State	10/19/91
	Kevin Staple	Illinois State	10/4/80
	Poke Cobb	Northern Michigan	10/30/76
115	Ron Jordan	at Southeast Missouri	9/29/07
	Vincent Webb	at Jacksonville State	11/19/05
114	Vincent Webb	at Eastern Michigan	9/25/04
	Justin Morris	at Tennessee-Martin	11/1/01
	Kevin Staple	Northeast Missouri	9/27/80
	Poke Cobb	at Southern Illinois	9/29/79
	Ken Werner	UW Stevens Point	9/11/71
113	Mon Williams	at Indiana State	9/12/09
	Andre Raymond	Tennessee State	10/27/01
	Poke Cobb	at Northern Iowa	10/27/79
	Poke Cobb	at Central State	9/24/77
112	**Jalen Whitlow ***	**at Ohio**	**9/27/14**
	Justin Lynch	Indiana State	11/1/96
	DuWayne Pitts	Western Illinois	10/20/84
111	Jimmy Lera	Jacksonville State	11/16/13
	Shaun Grace	at Tennessee-Martin	11/14/98
	DuWayne Pitts	at Northeastern Missouri	9/7/85
110	Andre Raymond	Illinois State	9/20/03
	Andre Raymond	California (PA)	8/30/03
	J.R. Taylor	at Hawai'i	8/31/02
	Jabarey McDavid	at Indiana State	8/31/00
	Justin Lynch	at Southeast Missouri	11/9/96
	Willie High	at Indiana State	10/2/93
	Poke Cobb	Northern Iowa	9/16/78
109	Jake Walker	Tennessee State	11/5/11
	Chevon Walker	at Tennessee Tech	11/22/08
	Vincent Webb	Eastern Kentucky	10/15/05
	Jabarey McDavid	Kentucky Wesleyan	9/9/00
	Kevin Staple	Youngstown State	10/25/80
	Poke Cobb	Butler	9/8/79
	Tom Walters	at Illinois-Chicago	11/2/68
108	Vincent Webb	at Indiana State	9/27/03
	Jamie Jones	Eastern Washington	9/14/91
107	Taylor Duncan	Southeast Missouri	10/19/13
	Mon Williams	at Southern Illinois	11/28/09
	Vincent Webb	at Illinois State	9/16/06
	James Marable	at Northern Michigan	9/13/86
	Ken Werner	at Fairmont State	11/14/70
106	Vincent Webb	at Tennessee Martin	10/28/06
	Ademola Adeniji	at Tennessee-Martin	10/23/04
	Shaun Grace	at Eastern Kentucky	11/21/98
	Kevin Staple	at Northeastern Missouri	9/24/83
	Tyrone Davis	Western Illinois	10/17/81

* indicates player was a quarterback

100-150 YARD RUSHING GAMES (cont.)

105	Jamie Jones	at Illinois State	9/29/90
	Tom Meeks	at Northern Michigan	9/13/75
	Steve Hagenbruch	Illinois State	10/19/74
104	Vincent Webb	Indiana State	9/11/04
	Justin Lynch	at Northern Illinois	9/19/98
	Jamie Jones	Lock Haven	8/31/91
103	Shepard Little	at Southeast Missouri	10/18/14
	Jake Walker	Jacksonville State	10/13/12
	Kevin Staple	Indiana State	11/14/81
102	Jake Walker	Murray State	9/22/12
	Andre Raymond	at Tennessee-Martin	9/23/00
	Justin Lynch	Southeast Missouri	10/3/98
	Jabarey McDavid	at Austin Peay	11/2/96
	Willie High	Indiana State	10/29/94
	Edson Castillo	Northern Iowa	11/7/92
	Jamie Jones	Northwestern State (La.)	9/9/89
	Nate Anderson	Quantico Marines	11/4/72
	Nate Anderson	Illinois State	10/7/72
101	Jimmy Potempa	Jacksonville State	9/25/10
	Justin Lynch	Indiana State	9/14/96
	Jamie Jones	at Northwestern State (La.)	9/8/90
	Lonnie Denton	Wayne State	9/16/79
	Poke Cobb	vs. Delaware	12/9/78
100	Taylor Duncan	Towson	12/13/13
	Taylor Duncan	at Southern Illinois	9/7/13
	J.R. Taylor	at Tennessee State	11/2/02
	James Marable	at Indiana State	10/1/88
	Kevin Staple	at Western Illinois	10/23/82
	Rod Slaughter	Illinois State	10/4/80
	Nate Anderson	Wayne State	11/3/73

151-200 YARD RUSHING GAMES (cont.)

170	J.R. Taylor	at Southern Illinois	10/20/01
	Ademola Adeniji	Samford	11/17/07
169	Poke Cobb	at Northern Michigan	10/21/78
	Poke Cobb	Tennessee Tech	10/9/76
	DuWayne Pitts	Saginaw Valley	9/21/85
168	Jamie Jones	Northern Illinois	9/1/90
	Willie High	Southeast Missouri	9/9/95
166	Jamie Jones	Southwest Missouri	11/16/91
165	Norris Smith	Indiana State	9/9/06
	Willie High	Southern Illinois	11/19/94
164	Vincent Webb	at Murray State	10/22/05
163	Travorus Bess	at Tennessee Tech	11/22/08
	Poke Cobb	Western Illinois	10/6/79
161	Andre Raymond	at Tennessee-Martin	11/1/01
	Poke Cobb	at Illinois State	11/10/79
	Nate Anderson	Central Missouri	11/11/72
160	Jamie Jones	at Northern Iowa	11/23/91
159	Willie High	Central State (OH)	9/30/95
	Kevin Staple	at Youngstown State	10/2/82
	Nate Anderson	Western Illinois	11/27/73
158	DuWayne Pitts	Northeast Missouri	9/6/86
	Ademola Adeniji	at Jacksonville State	11/10/07
155	Vincent Webb	Southeast Missouri	10/2/04
	Poke Cobb	Northeast Missouri	9/10/77
	Justin Lynch	at Austin Peay	11/2/96
	Ademola Adeniji	at Tennessee State	10/27/07
154	Norris Smith	Murray State	10/21/06
	J.R. Taylor	Northern Iowa	12/1/01
	J.R. Taylor	Indiana State	9/8/01
	Jamie Jones	Illinois State	10/19/91
	Jamie Jones	at Idaho	11/25/89
153	DuWayne Pitts	Southern Illinois	11/7/87
152	Poke Cobb	at Northern Iowa	9/17/77
	Mark Stettner	at Southwest Missouri	9/25/76
151	Vincent Webb	at Tennessee-Martin	10/23/04
	Poke Cobb	Illinois State	11/4/78

151-200 YARD RUSHING GAMES

198	Justin Lynch	Middle Tennessee	10/19/97
197	Poke Cobb	South Dakota	9/1/79
	Ademola Adeniji	at Murray State	10/13/07
193	Nate Anderson	at Illinois State	9/30/72
191	Vincent Webb	Murray State	10/16/04
189	Nate Anderson	Indiana State	9/6/72
186	Ademola Adeniji	Eastern Kentucky	10/6/07
184	**Shepard Little**	**Tennessee State (FCS)**	**12/7/13**
	Travorus Bess	at Illinois	9/6/08
183	Willie High	Western Kentucky	10/14/95
182	Jake Walker	at UT Martin	10/6/12
	Vincent Webb	Murray State	10/21/06
	Willie High	Western Illinois	11/4/95
179	Vincent Webb	Indiana State	9/9/06
	Jabarey McDavid	Tennessee-Martin	9/25/99
	Nate Anderson	Illinois-Chicago	9/28/73
177	Jabarey McDavid	at Tennessee Tech	10/26/96
174	J.R. Taylor	at Murray State	11/23/02
	Wayne Brown	at Tennessee-Martin	11/14/98
	Poke Cobb	Wayne State	9/15/79
173	**Shepard Little**	**at Murray State**	**11/9/13**
	Willie High	Tennessee-Martin	9/16/95
	Poke Cobb	Youngstown State	11/3/79
172	Willie High	Murray State	9/1/93
171	Taylor Duncan	Murray State	11/8/14
	Willie High	Austin Peay	8/31/95

201-299 YARD RUSHING GAMES

283	Kevin Staple	Grand Valley State	9/17/83
268	Nate Anderson	St. Joseph's	10/27/73
259	Nate Anderson	at Southwest Missouri	10/28/72
245	**Shepard Little**	**Jacksonville State**	**11/16/13**
241	J.R. Taylor	Southeast Missouri	10/13/01
240	Willie High	Northwestern Louisiana	11/6/93
230	Poke Cobb	at Butler	11/13/76
224	Willie High	at Northern Iowa	10/16/93
221	Willie High	at Southern Illinois	11/20/93
215	Poke Cobb	Northern Michigan	10/20/79
211	Edson Castillo	Western Kentucky	11/14/92
208	Vincent Webb	at Samford	9/23/06
	J.R. Taylor	Tennessee-Martin	11/9/02
207	J.R. Taylor	at Illinois State	11/11/00
206	Vincent Webb	Tennessee-Martin	10/25/03
205	Mark Stettner	Murray State	11/15/75
203	Jamie Jones	Murray State	9/21/91
	Willie High	Southwest Missouri	10/30/93
202	Poke Cobb	Murray State	11/11/78

300+ YARD RUSHING GAMES

308	J.R. Taylor	Florida Atlantic		11/16/02

DOUBLE 100+ YARD RUSHING GAMES

358	230	Poke Cobb	at Butler	11/13/76
	128	Mark Stettner		
356	**245**	**Shepard Little**	**Jacksonville State**	**11/16/13**
	111	**Jimmy Lera**		
344	179	Vincent Webb	Indiana State	9/9/06
	165	Norris Smith		
336	182	Vincent Webb	Murray State	10/21/06
	154	Norris Smith		
334	198	Justin Lynch	Middle Tennessee	10/18/97
	136	Jabarey McDavid		
293	146	Andre Raymond	Southeast Missouri	11/4/00
	147	J.R. Taylor		
282	155	Ademola Adeniji	at Tennessee State	10/27/07
	127	Travorus Bess		
275	161	Andre Raymond	Tennessee-Martin	11/1/01
	114	Justin Morris		
	174	Wayne Brown	at Tennessee-Martin	11/14/98
	101	Shaun Grace		
	174	Poke Cobb	Wayne State	9/15/79
	101	Lonnie Durham		
274	141	Kevin Staple	Illinois State	9/4/82
	133	Wes Nixon		
272	163	Travorus Bess	at Tennessee Tech	11/22/08
	109	Chevon Walker		
270	154	Jamie Jones	Illinois State	10/19/91
	116	Edson Castillo		
266	142	Poke Cobb	Central State	10/23/76
	124	Mark Stettner		
259	134	Don Pittman	at Youngstown State	11/5/77
	125	Cliff Thurman		
257	151	Vincent Webb	at Tennessee-Martin	10/23/04
	106	Ademola Adeniji		
	155	Justin Lynch	at Austin Peay	11/2/96
	102	Jabarey McDavid		
255	128	Justin Lynch	St. Josephs (IN)	9/13/97
	127	Jabarey McDavid		
238	**129**	**Shepard Little**	**Southeast Missouri**	**10/19/13**
	109	**Taylor Duncan**		
234	124	Jabarey McDavid	at Southeast Missouri	11/9/96
	110	Justin Lynch		
216	116	Kevin Staples	Illinois State	10/4/80
	100	Rod Slaughter		





TRIPLE 100+ YARD RUSHING GAMES

TOTAL	YDS	PLAYERS	OPPONENT	DATE
377	132	Conrad Praamsma	Eastern Kentucky	11/23/96
	126	Justin Lynch		
	119	Jabarey McDavid		

500+ YARD PASSING GAMES

YDS	PLAYER	OPPONENT	C-A-I	TDs	DATE
509	Sean Payton	Saginaw Valley	40-58-3	4	9/21/85

400+ YARD PASSING GAMES

YDS	PLAYER	OPPONENT	C-A-I	TDs	DATE
486	Sean Payton	SW Missouri	33-48-3	3	10/27/84
480	Jimmy Garoppolo	Illinois State	26-41-0	7	9/14/13
477	Jimmy Garoppolo	at UT Martin	26-46-0	6	11/23/13
461	Sean Payton	W. Kentucky	22-36-0	5	11/10/84
453	Jimmy Garoppolo	Austin Peay	18-31-0	5	9/29/12
450	Jimmy Garoppolo	at Northern Ill.	34-49-2	6	9/21/13
440	Jimmy Garoppolo	at S. Illinois	34-56-1	4	9/7/13
435	Anthony Buich	SE Missouri	36-49-1	3	11/6/99
428	Jimmy Garoppolo	at UT Martin	36-55-2	2	10/6/12
414	Tony Romo	Toledo	25-46-0	2	9/16/00
412	Sean Payton	Northern Iowa	34-58-1	3	11/3/84
410	Jimmy Garoppolo	at Tennessee State	24-41-1	4	10/26/13
409	Jeff Christensen	SW Missouri	20-33-2	2	11/6/82
400	Sean Payton	Southern Illinois	26-40-0	3	9/20/86



Jeff Christensen (1980-82) was the first Eastern Illinois quarterback to throw for 400 yards in a game...

300+ YARD PASSING GAMES

YDS	PLAYER	OPPONENT	C-A-I	TDs	DATE
399	Jimmy Garoppolo	Tennessee Tech	33-50-1	4	11/2/13
398	Sean Payton	Murray State	30-54-3	0	11/29/86
394	Sean Payton	Eastern Kentucky	24-48-2	3	12/6/86
393	Jimmy Garoppolo	Murray State	39-60-0	5	9/22/12
386	Tony Romo	Northern Iowa	22-34-2	5	12/1/01
387	Jimmy Garoppolo	Illinois State	37-61-3	2	9/15/12
384	Sean Payton	S. Illinois	27-54-3	4	10/13/84
383	Sean Payton	SW Missouri	27-52-2	3	10/19/85
381	Tony Romo	Tennessee St.	36-21-1	3	10/27/01
379	Sean Payton	SW Missouri	22-41-1	5	10/25/86
376	Jimmy Garoppolo	Southeast Missouri	22-30-2	3	10/19/13
	Jimmy Garoppolo	Tennessee Tech	27-41-1	3	11/3/12
373	Tony Romo	Tennessee Tech	28-38-2	4	10/5/02
370	Jeff Christensen	N. Michigan	18-31-2	3	11/1/80
369	Jimmy Garoppolo	Southern Illinois	32-49-0	5	8/30/12
365	Sean Payton	Winona State	22-35-0	2	11/1/86
361	Jimmy Garoppolo	at San Diego St	31-46-0	3	8/31/13
359	Tony Romo	E. Kentucky	19-38-2	2	10/12/02
	Steve Turk	Youngstown St.	25-51-6	2	10/7/78
354	Sean Payton	W. Kentucky	27-41-1	2	11/15/86
348	Ron Gustafson	C. Michigan	28-56-2	3	10/24/70
345	Sean Payton	Illinois State	24-43-4	1	10/6/84
343	Anthony Buich	E. Kentucky	34-47-1	3	11/20/99
341	Jimmy Garoppolo	Murray State	35-26-0	4	10/23/10
337	Sean Payton	NE Missouri	31-56-4	1	9/7/85
333	Sean Payton	Liberty	25-46-1	1	10/4/86
331	Jimmy Garoppolo	at Tennessee State	33-20-0	4	11/6/10
330	Anthony Buich	UT-Martin	15-17-0	3	11/14/98
329	Jeff Christensen	Youngstown St.	28-49-3	2	10/24/81
327	Mike Donato	Tennessee Tech	16-24-1	2	11/12/05
326	Sean Payton	NE Missouri	23-41-1	3	9/15/84
325	Sean Payton	Grand Valley	21-31-0	3	9/1/84
323	Sean Payton	Indiana State	32-56-2	2	9/8/84
322	Jimmy Garoppolo	Eastern Kentucky	26-39-1	3	9/28/13
	Jake Christensen	UT Martin	18-21-0	4	11/14/09
	Tony Romo	Tennessee St.	17-31-1	4	11/2/02
321	Jimmy Garoppolo	Towson	38-50-0	2	12/13/13
	Mike Simpson	W. Michigan	24-35-0	4	8/29/96
319	Tony Romo	Hawai'i	30-53-2	4	8/31/02
318	Sean Payton	NE Missouri	18-33-3	2	9/6/86
317	Matt Schabert	at Tenn. Tech	32-45-0	2	10/2/04
315	Matt Schabert	SE Missouri	16-30-0	1	10/2/04
	Pete Mauch	SW Missouri	15-19-0	2	10/1/94
314	Jeff Christensen	Wayne State	22-36-1	4	9/18/82
313	Sean Payton	Ferris State	14-28-0	3	9/29/84
312	**Jalen Whitlow**	**Murray State**	**27-37-0**	**3**	**11/8/14**
308	Cole Stinson	Tennessee Tech	19-26-0	2	8/30/07
	Mike Simpson	Middle Tenn.	25-40-3	1	11/16/96
	Jeff Christensen	Jackson State	26-50-2	0	11/27/82
307	Anthony Buich	W. Kentucky	22-35-1	1	10/30/99
	Eric Arnold	Akron	28-40-1	1	9/17/89
	John Rafferty	Youngstown St.	21-36-1	3	10/1/83
306	Jimmy Garoppolo	Austin Peay	21-30-0	5	10/10/13
	Tony Romo	Murray State	21-15-0	3	11/17/01
304	Jimmy Garoppolo	Illinois State	25-34-0	3	9/1/11
302	Tony Romo	Murray State	33-47-2	2	11/23/02
	Jeff Christensen	Indiana State	32-51-1	2	11/14/81
301	Jimmy Garoppolo	Tennessee Tech	20-52-3	3	9/17/11
	Anthony Buich	SE Missouri	16-24-0	0	10/3/98
	Sean Payton	Indiana State	17-32-2	2	11/8/86
300	Sean Payton	Illinois State	22-45-3	2	10/12/85

100-150 YARD RECEIVING GAMES

149	Calvin Pierce	Murray State	11/29/86
	James Warring	at Youngstown State	10/7/78
147	Calvin Pierce	Western Kentucky	11/15/86
146	Adam Drake	UT Martin	11/22/14
	Adam Drake	at Eastern Kentucky	10/11/14
	Jason Calabrese	Murray State	9/1/94
145	Roy Banks	Saginaw Valley State	9/21/85
143	Rahsaan Smith	at Eastern Kentucky	11/20/99
	Greg Jensik	Western Kentucky	11/12/94
142	Ryan Voss	at Eastern Michigan	9/25/04
	Greg Jensik	at Southwest Missouri	10/1/94
140	Keiondre Gober	at San Diego State	8/31/13
	Chavar Watkins	at Tennessee Tech	11/3/12
139	Adam Drake	Southern Illinois	9/6/14
	Erik Lora	Austin Peay	9/29/12
	Roy Banks	at Kansas	10/5/85
138	Adam Drake	Southeast Missouri	10/19/13
137	Adam Drake	at Northern Illinois	9/21/13
	Chris Wright	Austin Peay	9/29/12
	Devon O'Neal	Illinois State	9/28/02
136	Erik Lora	at Southern Illinois	9/7/13
	Roy Banks	Liberty	10/4/86
	Jerry Wright	at Tennessee State	12/4/82
135	Scott McGhee	at Butler	9/9/78
133	Erik Lora	at Austin Peay	10/10/13
	Erik Lora	at South Dakota State	11/24/12
	Jerry Wright	at Western Kentucky	11/12/83
132	Keiondre Gober	Austin Peay	9/29/12
131	Erik Lora	Southeast Missouri	10/19/13
130	Chris Wright	at Murray State	10/15/11
	Roy Banks	Northeast Missouri	9/15/84
	Roger Holoman	Wayne State	9/18/82
	Jerry Wright	Jackson State	11/27/82
129	Erik Lora	Towson	12/13/13
	Keiondre Gober	Tennessee Tech	11/2/13
	Ryan Voss	Southeast Missouri	10/2/04
	Will Bumphus	Indiana State	9/21/02
128	Keiondre Gober	at Tennessee State	10/26/13
	Chris Wright	at Central Arkansas	11/17/12
	Erik Lora	Jacksonville State	10/13/12
	Andre Raymond	at Hawai'i	8/31/02
	Roy Banks	Northern Michigan	11/2/85
127	Scott McGhee	Northeast Missouri	9/23/78
126	Roy Banks	Southern Illinois	10/13/84
125	Will Bumphus	Eastern Kentucky	11/18/00
	Roy Banks	Western Kentucky	11/10/84
124	Ryan Voss	Tennessee Tech	11/12/05
	Jerry Wright	Southern Illinois	10/13/84
122	Rod Slaughter *	vs. Cal Poly	12/13/80
121	J.R. Taylor *	Western Kentucky	10/30/99
	Jason Cook	at Western Kentucky	11/9/91
	Roy Banks	Murray State	11/29/86
120	Chris Wright	at Southern Illinois	11/11/11
	Jerry Wright	Ferris State	9/29/84
119	Erik Lora	Tennessee Tech	11/2/13
	Will Bumphus	at Tennessee State	11/2/02
	Roy Banks	Southwest Missouri	10/19/85
118	Jason Cook	at Northwestern Louisiana	9/9/89
117	Roy Banks	Eastern Kentucky	12/6/86
115	Keiondre Gober	Eastern Kentucky	9/28/13
	Erik Lora	at Western Michigan	9/8/12
114	Lorence Ricks	Illinois State	9/1/11
	Lorence Ricks	Murray State	10/23/10
112	Adam Drake	at Murray State	11/9/13
	Jeff LePak	at Tennessee State	10/26/13
	Erik Lora	at Illinois State	9/15/12
	Nick Eller	at Southeast Missouri	10/19/02
	Paul Massat	at Southeast Missouri	11/6/99
	Philip Taylor	St. Joseph's (IN)	9/3/98
111	Greg Jensik	at Texas El Paso	9/10/94
	Obadiah Cooper	at Southwest Missouri	10/24/92
	Roy Banks	Ferris State	9/29/84
	James Warring	Northern Iowa	9/16/78
110	Adam Drake	at Southeast Missouri	10/18/14
	Ralph Stewart	Western Illinois	10/10/87
	Willie Cain	Southwest Missouri	10/19/85
109	Adam Drake	at Minnesota	8/28/14
	Charles Graves	at UT Martin	10/9/08
108	Charles Graves	UT Martin	11/14/09
	Frank Cutolo	at San Diego State	10/6/01
	Frank Cutolo	at Illinois State	11/11/00
107	James Warring	Youngstown State	12/2/1978
106	Micah Rucker	Jacksonville State	11/18/06
	Calvin Pierce	at Western Illinois	10/18/86
	Willie Cain	Northeast Missouri	9/6/86
105	Erik Lora	at Tennessee State	10/26/13
	Micah Rucker	at Illinois	9/2/06
	Tom Hess	Northern Iowa	10/7/95
104	Ryan Voss	Tennessee State	10/30/04
	Ralph Stewart	Southern Illinois	11/7/87
	Calvin Pierce	Northeast Missouri	9/6/86
103	Adam Drake	at Southern Illinois	9/7/13
	Ryan Voss	at Southeast Missouri	10/8/05
	Jason Cook	Illinois State	9/30/89
	Calvin Pierce	at Western Kentucky	11/16/85
	DuWayne Pitts *	at Southwest Missouri	10/27/84
	Darryon White *	Illinois State	9/4/82
	Otis Grant	at North Alabama	12/6/80
102	Chris Wright	at Tennessee Tech	11/3/12
	Kenny Whittaker	at Eastern Kentucky	10/9/10
	Erik Lora	at UT Martin	9/18/10
	Jason Cook	at Liberty	10/7/89
	James Warring	at Wayne State	10/28/78
	Ray Schaljo	Northwood (Mich.) Univ.	10/16/65
101	Lorence Ricks	at Southeast Missouri	9/19/09
	Will Bumphus	at Central Florida	10/2/99
	Chris Szarka *	Middle Tennessee	11/16/96
	James Warring	at Northern Michigan	10/21/78
100	Dawanzel Hopson	at Jacksonville State	11/15/03
	Bob Jensen	at Northeast Missouri	10/11/69

* Indicates player was a running back



DuWayne Pitts (1984-87) holds the EIU record for single season and career receptions by a running back...

151-200 YARD RECEIVING GAMES

199	Calvin Pierce	Southern Illinois	9/20/86
198	Erik Lora	at Northern Illinois	9/21/13
196	Jeff LePak	at UT Martin	11/23/13
195	Willie White	Southwest Missouri	10/30/71
193	Roger Holoman	Central State	9/26/81
	Willie White	Illinois Chicago	9/30/72
186	Erik Lora	Illinois State	9/14/13
	Calvin Pierce	Saginaw Valley State	9/21/85
183	Micah Rucker	Indiana State	9/9/06
180	Micah Rucker	Southeast Missouri	10/7/06
179	Roy Banks	at Grand Valley State	9/1/84
178	Erik Lora	Southeast Missouri	11/10/12
	Jerry Wright	at Southwest Missouri	11/6/82
	Mark O'Donnell	Central Michigan	10/24/70
177	Calvin Pierce	Eastern Kentucky	12/6/86
176	Adam Drake	Murray State	11/8/14
	Adam Drake	Illinois State	9/14/13
175	Frank Cutolo	at Toledo	9/16/00
	Rob Mehalic	Delaware State	11/21/81
172	Roy Banks	Northern Iowa	11/3/84
170	Scott McGhee	Northern Iowa	9/16/78
169	Micah Rucker	Tennessee Tech	8/30/07
	Jerry Wright	at Indiana State	9/8/84
168	Roy Banks	Winona State	11/1/86
166	Calvin Pierce	at Northeast Missouri	9/7/85
163	Roy Banks	at Illinois State	8/30/86
162	Jerry Wright	at Northeast Missouri	9/24/83
160	Tad Heminger	at UW Milwaukee	10/2/65
157	Jerry Wright	Southern Illinois	10/30/82
	James Warring	Northeast Missouri	9/23/78
156	Jerry Wright	Youngstown State	10/1/83
154	Roy Banks	Illinois State	10/6/84
	Jerry Wright	at Southwest Missouri	10/27/84
153	Adam Drake	at Tennessee Tech	11/1/14
	Micah Rucker	at Murray State	10/13/07
151	Erik Lora	Southern Illinois	8/30/12
	Scott McGhee	at Youngstown State	10/7/78



Frank Cutolo (1998-2001) was the first Eastern Illinois wide receiver to post two 200-yard receiving days in his career.

200-PLUS YARD RECEIVING GAMES

269	Erik Lora	Murray State	9/22/12
239	Frank Cutolo	Tennessee State	10/27/01
238	Calvin Pierce	at Southwest Missouri	10/25/86
225	Adam Drake	at UT Martin	11/23/13
217	Chris Wright	at Tennessee State	11/6/10
217	Frank Cutolo	Northern Iowa	12/1/01
215	Erik Lora	at UT Martin	10/6/12
201	Ralph Stewart	Southern Illinois	10/8/88

DOUBLE 100+ YARD RECEIVING GAMES

421	225	Adam Drake	at UT Martin	11/23/13
	196	Jeff LePak		
362	186	Erik Lora	Illinois State	9/14/13
	176	Adam Drake		
335	198	Erik Lora	at Northern Illinois	9/21/13
	137	Adam Drake		
331	186	Calvin Pierce	Saginaw Valley	9/21/85
	145	Roy Banks		
294	177	Calvin Pierce	Eastern Kentucky	12/6/86
	117	Roy Banks		
281	170	Scott McGhee	Northern Iowa	9/6/78
	111	James Warring		
280	151	Scott McGhee	Youngstown State	10/7/78
	149	James Warring		
270	149	Calvin Pierce	Murray State	11/29/86
	121	Roy Banks		
269	138	Adam Drake	Southeast Missouri	10/19/13
	131	Erik Lora		
257	154	Jerry Wright	Southwest Missouri	10/27/84
	103	DuWayne Pitts		
250	126	Roy Banks	Southern Illinois	10/13/84
	124	Jerry Wright		
248	129	Keiondre Gober	Tennessee Tech	11/2/13
	119	Erik Lora		
242	140	Chavar Watkins	at Tennessee Tech	11/3/12
	102	Chris Wright		
239	136	Erik Lora	at Southern Illinois	9/7/13
	103	Adam Drake		
231	120	Jerry Wright	Ferris State	9/29/84
	111	Roy Banks		
229	119	Roy Banks	Southwest Missouri	10/19/85
	110	Willie Cain		
210	106	Willie Cain	Northeast Missouri	9/6/86
	104	Calvin Pierce		





Eastern Illinois Players Selected In NFL Draft

• indicates played in NFL game

Year	Player / Position	Team	Round / Pick
1944	• Bill Glenn, QB	Chicago Bears	19th (n/a)
1964	Rob Butler, RB	Chicago Bears	16th (n/a)
1966	Roger Haberer, QB	Chicago Bears	19th (n/a)
1974	Nate Anderson, RB	Washington Redskins	16th (411th)
1977	• Ted Petersen, C	Pittsburgh Steelers	4th (93rd)
1980	Tom Pettigrew, OT	Los Angeles Rams	8th (220th)
1983	• Jeff Christensen, QB	Cincinnati Bengals	5th (137th)
1987	• Roy Banks, WR	Indianapolis Colts	5th (114th)
1989	Dave Popp, OT	New York Giants	7th (175th)
1993	• Brad Fichtel, C	Los Angeles Rams	7th (179th)
1995	• Ray McElroy, CB	Indianapolis Colts	4th (114th)
1999	• Chris Watson, CB	Denver Broncos	3rd (67th)
2010	Otis Hudson, OT	Cincinnati Bengals	5th (152nd)
2014	Jimmy Garoppolo, QB	New England Patriots	2nd (62nd)

** Eastern Illinois quarterback Jimmy Garoppolo was selected in the 2nd round of the 2014 NFL Draft becoming the highest selected player from EIU. He was the first EIU player to attend the NFL Draft in New York City. Garoppolo poses for photos with NFL commissioner Roger Goodell and former New England Patriots All-Pro linebacker Willie McGinest. (Photo courtesy of the National Football League / Corry Rush).

Over the years Eastern Illinois football has sent a number of players on to play in several professional leagues in addition to the National Football League. This page lists former EIU players who have been drafted by the NFL, signed as free agents or appeared in another professional league. Players who appeared in at least on NFL regular-season contest have been listed on the prior pages with the teams they played for.

Eastern Illinois Players Signing NFL Free Agent Contracts

• indicates played in NFL game
+ indicates signed to practice squad

Player	Team	Year
• Lenny High, End	Decatur Staleys	1920
Ed Soergel, QB	Cleveland Browns	1951
Lou Stivers, C	Detroit Lions	1951
• Ray Fisher, DT	Pittsburgh Steelers	1958
Steve Turk, QB	Green Bay Packers	1980
James Warring, WR	Oakland Raiders	1980
Jack Lafferty, C	Seattle Seahawks	1980
• Jeff Gossett, P	Kansas City Chiefs	1981
• Kevin Gray, FS	New Orleans Saints	1982
• Steve Parker, OT	Baltimore Colts	1983
Dirk Androff, TE	New York Jets	1983
• Robert Williams, DB	Pittsburgh Steelers	1984
Jerry Wright, FS	Tampa Bay Buccaneers	1985
• Evan Araposthathis, P	St. Louis Cardinals	1986
Tom Moskal, DT	St. Louis Cardinals	1986
• Mel Black, LB	New England Patriots	1986
• Sean Payton, QB	Chicago Bears	1987
• Chris Geile, OL	Detroit Lions	1987
• John Jurkovic, DT	Green Bay Packers	1990
Tim Lance, DB	Chicago Bears	1991
Duane Conway, OL	Indianapolis Colts	1995
John Moyer, DE	Indianapolis Cotls	1997
• Bob Rosenstiel, TE	Los Angeles Raiders	1997
Dave Thomas, DT	Arizona Cardinals	2000
Kourtney Young, DB	Detroit Lions	2002
Frank Cutolo, WR	New Orleans Saints	2002
• Tony Romo, QB	**Dallas Cowboys**	**2003**
# Pascal Matla, C	New Orleans Saints	2006
Kory Lothe, DE	St. Louis Rams	2006
+ Tristan Burge, SS	Green Bay Packers	2007
+ Micah Rucker, WR	Pittsburgh Steelers	2008
• Pierre Walters, LB	Kansas City Chiefs	2009
Austin Signor, K	New York Giants	2010
+ Chris Campbell, OT	Green Bay Packers	2010
Mike Garrity, OT	Chicago Bears	2012
Roosevelt Holliday, DL	New York Jets	2013
Erik Lora, WR	Minnesota Vikings	2014
Adam Drake, WR	**Kansas City Chiefs**	**2015**

** List includes first team that a player signed a free agent contract with.
Bold indicates player still active in NFL as of August 10, 2015
Pascal Matla played in NFL Europe for the 2006-07 season.

Eastern Illinois Players In The Canadian Football League

Player	Team	Year
Ed Soergel, QB	Toronto Argonauts	1951
Poke Cobb, RB	Toronto Argonauts	1980
Pete Catan, DE	Winnipeg Blue Bombers	1981
Scott McGhee, WR	Toronto Argonauts	1981
Kevin Gray, FS	Ottawa Rough Riders	1983
Sean Payton, QB	Ottawa Rough Riders	1987
Cameron Brosseau, OT	Toronto Argonauts	1994
Brad Fichtel, C	Memphis Mad Dogs	1995
Chris Szarka, FB	Saskatchewan Rough Riders	1997
Dave Thomas, LB	Hamilton Tiger-Cats	2002
Kourtney Young, CB	Hamilton Tiger-Cats	2003
Frank Cutolo, WR	Ottawa Rough Riders	2003
Andrew Manley, QB	**Montreal Alouettes**	**2015**

** Lists first team and year that player appeared in CFL.
Bold players were active in 2015 season

Eastern Illinois Players In Arena Football League

Player	Team	Year
Sean Payton, QB	Chicago Blitz	1987
John Moyer, DT	Florida Bobcats	1999
Ethan Banning, DE	Grand Rapids Rampage	2000
Ryan Shuff, OG	Houston Thunderbears	2000
Phil Taylor, WR	Toronto Phantoms	2001
Dave Thomas, LB	Detroit Fury	2001
Anthony Buich, QB	Grand Rapids Rampage	2004
Nick Allison, DB	Orlando Predators	2008
Terrence Sanders, DB	**Arizona Rattlers**	**2010**
Mich Rucker, WR	Chicago Rush	2011
Pierre Walters, DL	Chicago Rush	2012
Mike Garrity, OL	Iowa Barnstormers	2013

** Lists first team and year that player appeared in AFL.
Bold players were active in 2015 season

Eastern Illinois Players In The USFL

Player	Team	Year
Steve Turk, QB	Denver Rush	1983
Pete Catan, DE	Houston Gamblers	1983
Scott McGhee, WR	Houston Gamblers	1984
Kevin Gray, FS	Jacksonville Bulls	1984
Jeff Gossett, P	Chicago Blitz	1984
Randy McCue, DB	Memphis Showboats	1984

The USFL existed as a spring football league started in 1983 in several major markets across the country. It rivaled the NFL in its early ability to sign marquee players to its rosters. The league attempted to go head-to-head with the NFL in 1985 and quickly folded. Pete Catan was an All-League performer in 1984 for the Houston Gamblers.

EASTERN EARNS TITLE OF 'CRADLE OF COACHES' IN THE NATIONAL FOOTBALL LEAGUE

From 2006-2008, Eastern Illinois University held the distinction of being the new 'Cradle of Coaches' in the National Football League with three alumni serving as head coaches in the NFL and four more former players serving as assistant coaches.

In 2006 and 2007, EIU was matched with USC and San Diego State as the only three universities with three current NFL head coaches as alumni. In 2008 that number was trimmed down to just USC and EIU having three head coaches. In 2010 EIU once again was the "NFL Cradle of Coaches" as Mike Shanahan took over as head coach of the Washington Redskins.

Former All-American quarterback Sean Payton, Class of 1987, became the newest member of the distinguished club when he was named head coach of the New Orleans Saints early in 2006. He was an All-American quarterback with Eastern from 1983-86, and threw for a school record 10,655 yards. He still holds 11 single game, season and career passing records. In 2006 he was named the NFL Coach of the Year guiding the Saints to the NFC Championship game. In 2009 he led New Orleans to the Super Bowl Championship defeating the Indianapolis Colts.

Brad Childress, a 1988 graduate, was named head coach of the Minnesota Vikings, following the 2005 season. In 2008 Childress led the Vikings to the NFC North Division championship and in 2009 he led the Vikings tot he NFC Championship game where they lost to fellow EIU alumnus Sean Payton and the New Orleans Saints. Childress was released from his contract with the Vikings midway throught the 2010 season.

Mike Shanahan, Class of 1974, is the most recognized alumni who has served as a head coach. He led the Denver Broncos to a pair of Super Bowl championships in 1998 and 1999. He was a quarterback with the Panthers in the early 1970s, and then returned as offensive coordinator for the EIU team that won the 1978 NCAA Division II National Championship.

Mike Heimerdinger, Class of 1974, was the offensive coordinator with the Tennessee Titans helping guide the team to a 13-3 record and AFC South Division title in 2008. A former three year letter winner for the Panther baseball team, he still holds the school career stolen base record.

Greg McMahon, Class of 1983, is an assistant special teams coach, with the New Orleans Saints.

John Teerlinck, Class of 1980, was the defensive line coach for the Indianapolis Colts. Teerlinck earned a masters at EIU as an assistant coach for the 1978 NCAA Division II National Championship team.

Eastern Illinois has been an NCAA Division I football program since 1981 but it's relationship with the National Football League dates back to the early 1920's. Lenny High a former EIU Panther football player was a member of the 1920 Decatur Staleys and teammate of George Halas. The Staleys preceded the modern day Chicago Bears with High appearing in one game.

Sean Payton

New Orleans Saints
Head Coach

Payton, a former EIU All-American, was hired by New Orleans in 2006. He made an immediate impact in 'post Katrina' New Orleans guiding the Saints to the NFC Championships game in 2006. He was named the NFL Coach of the Year for his efforts that season. In 2009 he led the Saints to a Super Bowl Championship.





Brad Childress

Former Head Coach
Minnesota Vikings

Childress earned his first head coaching job with Minnesota in 2006 after several seasons as a top assistant in Philadelphia. In 2008 & 2009 Childress led the Vikings to the NFC North title. In 2007 Childress coached NFL Rookie of the Year Adrian Peterson.

Mike Shanahan

Former Head Coach
Denver Broncos
Washington Redskins

Mike Shanahan had a highly successful NFL head coaching career in Washington and Denver. He was a two-time Super Bowl Champion coach with the Denver winning the Lombardi Trophy with Denver in 1998 and 1999. He was an assistant coach on the Panthers 1978 NCAA Division II National Championship team.





Tony Romo

Dallas Cowboys
Quarterback

Romo was a free agent signee with the Dallas Cowboys in 2003. He started his first game with the Cowboys in 2006 earning All-Pro honors in 2006 and 2007 after guiding the team to back-to-back NFC playoff appearances including an NFC East title in 2007. He was also an All-Pro following the 2009 & 2014 seasons.

Photo - Dallas Cowboys



Jimmy Garoppolo

New England Patriots
Quarterback

Garoppolo was a 2nd round draft pick in 2014 and appeared in a handful of games during his rookie season with the Patriots. He was the back-up quarterback as New England won the Super Bowl in February 2015.

Photo - New England Patriots / David Silverman



Ryan Pace

Chicago Bears
General Manager

Former Eastern Illinois player Ryan Pace was hired as the general manager of the Chicago Bears in the spring of 2015. Pace worked in the player personnel department for the New Orleans Saints prior to getting the Bears top position.

Photo - Bill Smith Photography



Mike Heimerdinger
Former Assistant Coach Tennessee Titans

Mike Heimerdinger previously served as the offensive coordinator of the Tennessee Titans. He helped the team win the AFC South Division title in 2008. Heimerdinger played baseball at Eastern Illinois before joining the football coaching profession.



Greg McMahon
Assistant Coach New Orleans Saints

Greg McMahon was promoted to special teams coordinator for the Saints in 2009. He enters his third season with the team. McMahon was a defensive back on Eastern Illinois 1978 NCAA Division II National Championship team.



John Teerlinck
Assistant Coach Indianapolis Colts

John Teerlinck has been a defensive line coach with Indianapolis for eight years. Teerlinck earned a masters degree at EIU while serving as an assistant for the 1978 NCAA Division II National Championship team.



Randy Melvin
Former Assistant Coach Cleveland Browns

Randy Melvin recently served as the defensive line coach for the Cleveland Browns on Romeo Crennel's staff. Melvin was an All-American defensive lineman at EIU and returned to the college ranks as a coach for the 2009 season.



Ken Baker
NFL Replay Official

Ken Baker currently works as an NFL replay official after several years as an NFL referee. He worked the 2008 Super Bowl and served one year as EIU's interim athletic director. He is a former Panther baseball player.



Lenny High
Decatur Staleys

Lenny High was the first EIU player to play in the NFL. He was a member of the 1920 Decatur Staleys appearing in one game at end. He was a teammate of George Halas. The Staleys would later become the modern day Chicago Bears.



Bill Glenn
Chicago Bears

Bill Glenn played quarterback for the Bears in 1944 appearing in four games for the team. He was a two-year member of the team after earning Little All-American honors at Eastern Illinois.



Ray Fisher
Dallas Cowboys

Ray Fisher played tackle for two seasons for the Pittsburgh Steelers. In 1960 he would become an original member of the Dallas Texans playing defensive tackle.



Ted Petersen
Pittsburgh Steelers

Ted Petersen enjoyed a ten year NFL career playing center and offensive line for Pittsburgh, Cleveland and Indianapolis. He won Super Bowl rings in 1979 and 1980 as a member of the Steelers. He ended his career in 1987.



Jeff Gossett
Oakland/Los Angeles Raiders

Jeff Gossett had a 15-year NFL career as a punter for Kansas City, Cleveland, Houston and the Oakland/Los Angeles Raiders. He was a Pro Bowl selection in 1991 averaging 44.2 yards per punt. Gossett ended his career in 1996.



Jeff Christensen
Cleveland Browns

Jeff Christensen was active on three NFL rosters as a quarterback for the Cincinnati Bengles, Cleveland Browns and Philadelphia Eagles. He saw action for both the Browns and Bengals ending his career with Cleveland in 1987.



Kevin Gray
New Orleans Saints

Kevin Gray played one season for the New Orleans Saints as a corner back and special teams player. He appeared in eight games in the 1982 season.



Steve Parker
Baltimore/Indianapolis Colts

Steve Parker played defensive end for the Colts for two seasons. He appeared in 16 games in the teams final season in Baltimore in 1983 and nine games in their first season in Indianapolis in 1984.



Robert Williams
Pittsburgh Steelers

Robert Williams played briefly with the Pittsburgh Steelers appearing in two games during the 1984 season. He played safety and special teams.



Evan Araposthathis
St. Louis Cardinals

Evan Araposthathis appeared in five games as a punter for the St. Louis Cardinals football franchise in 1986. He averaged 38 yards per punt.



Mel Black
New England Patriots

Mel Black was a two-year member of the New England Patriots playing in six games at linebacker and special teams in the 1986 and 1987 seasons.



Chris Geile
Detroit Lions

Chris Geile (#71) appeared in three games during the strike season of 1987 playing offensive line for the Detroit Lions.



Roy Banks
Indianapolis Colts

Roy Banks enjoyed a two year career as a wide receiver for the Indianapolis Colts. He played in 15 games in the 1987 and 1988 seasons also seeing time as a kick returner.



John Jurkovic
Green Bay Packers

John Jurkovic played nine seasons in the NFL as a defensive tackle for the Green Bay Packers (1991-95), Jacksonville Jaguars (96-98) and Cleveland Browns (99). In 1993 he registered 5.5 sacks for the Packers.



Brad Fichtel
Los Angeles Rams

Brad Fichtel was a two year member of the Los Angeles Rams appearing in three games at center in 1994.



Ray McElroy
Indianapolis Colts

Ray McElroy had a six year NFL career as a defensive back for the Indianapolis Colts, Chicago Bears and Detroit Lions. He played from 1995-98 with the Colts before retiring in 2001 as a Detroit Lion.



Bob Rosenstiel
Oakland Raiders

Bob Rosenstiel played in four games for the Oakland Raiders in 1997 as part of a two year career at tight end and special teams.



Chris Watson
Buffalo Bills

Chris Watson played four seasons at corner back first for the Denver Broncos and last for the Buffalo Bills from 2000-02. He was on the Detroit Lions roster in 2003 and Green Bay Packers roster in 2004 but did not play.



Pierre Walters
Kansas City Chiefs

Pierre appeared in four games during his rookie season (2009) with the Kansas City Chiefs and is still on the Kansas City active roster listed as a top reserve at outside linebacker for the 2011 season.

1899
Otis Caldwell, head coach **0-2**

1900
Otis Caldwell, head coach **3-3**

1901
Otis Caldwell, head coach **6-0-3**
..... W ..28-0 ....Illinois State
..... W ..16-0 ....Indiana State

1902
Thornton Smallwood, head coach **2-4**
..... W ..21-0 ....at Indiana State
..... L....0-10 ....Indiana State
N15 ... L....0-10 ....at Northern Illinois

1903
Thomas Briggs, head coach..... **4-3-2**
..... L....0-5 .....Rose Poly
..... L....0-5 .....at Rose Poly
..... L....0-12 ....Millikin
N14 ... W ..29-0 ....Northern Illinois

1904
Joseph Brown, head coach **6-1-1**
..... W ..12-6 ....Indiana State
..... W ...6-0 .....at Millikin
..... T.....5-5 .....at Indiana State
..... W ..16-2 ....Rose Poly
..... W ...4-0 .....Millikin
..... L....0-12 ....at Rose Poly

1905
Joseph Brown, head coach **2-5-1**
..... W ..27-0 ....Rose Poly
..... L....0-33 ....at Millikin
..... L....0-22 ....at Rose Poly
N3 ..... L....4-6 .....Illinois State
..... L.....0-4 .....Millikin
..... W .. 11-0 ....at Indiana State

1906
Joseph Brown, head coach **3-1-1**
..... T.....0-0 .....Rose Poly
..... W .. 11-0 ....at Indiana State
..... L....0-17 ....at Millikin
O27... W .. 11-6 ....Illinois State
..... W ..23-0 ....Indiana State

1907
Joseph Brown, head coach **3-1-3**
..... T.....0-0 .....at Rose Poly
..... W ..32-5 ....at Indiana State
N16... T.....6-6 .....at Illinois State

1908
Joseph Brown, head coach **6-2-1**
..... W ...4-0 .....Rose Poly
O17... L....0-31 ....at Illinois State

1909
Joseph Brown, head coach **0-3**
..... L....0-75 ....at Rose Poly

1910
Harold Railsback, head coach..... 2-3-1
..... L....0-41 ....Rose Poly

1911
Charles Lantz, head coach **4-2**
..... L....3-11 ....at Rose Poly
..... L....0-18 ....Millikin

1912
Charles Lantz, head coach **6-1**
S28 ... W ..44-0 ....Danville (HS)
O5..... L....3-45 ....at Rose Poly
O12... W ..16-0 ....Shurtleff
O26... W .43-14 ...Rose Poly
N2 ..... W ..28-0 ....Lincoln
N9 ..... W ..38-7 ....at Millikin
N16... W ..32-3 ....at Illinois State

1913
Charles Lantz, head coach **6-2**
..... W ...6-0 .....Millikin
O31... W .54-12 ...at Southern Illinois
N15... W ..26-7 ....Illinois State

1914
Charles Lantz, head coach **8-0-1**
..... W ..32-6 ....Rose Poly
O23... W ..25-7 ....at Southern Illinois
N14... W ..13-6 ....at Illinois State
..... T.....3-3 .....at Millikin

1915
Charles Lantz, head coach **2-2-1**
O22... L....0-41 ....at Southern Illinois
N3 ..... T.....0-0 .....Illinois State
..... L....0-34 ....at Rose Poly

1916
Charles Lantz, head coach **4-3**
N10... W ..19-7 ....Southern Illinois
N11 ... W ..24-7 ....at Illinois State
..... L....0-40 ....Millikin

1917
Charles Lantz, head coach **4-1-1**
..... W ..69-6 ....Illinois College
..... T.....0-0 .....Illinois Wesleyan
N9 ..... W ..24-0 ....Southern Illinois
N17... W ..13-7 ....Illinois State
..... L....7-55 ....Millikin
..... W ..35-0 ....St. Viator

1918
No contests played

1919
Charles Lantz, head coach **3-5-1**
S30 ... W ..53-0 ....Hillsboro (HS)
O4..... L.....0-4 .....at Shurtleff
O11... L....0-25 ....at Rose Poly
O17... L...12-14 ...Illinois Wesleyan
O25... W ..53-0 ....McKendree
N1 ..... W ..26-0 ....at Lincoln
N8 ..... L....0-32 ....Millikin
N14... T.....0-0 .....Blackburn
N27... L....6-14 ....St. Viator
played on Thanksgiving Day

1920
Charles Lantz, head coach **2-3**
O2..... L....0-32 ....Shurtleff
O15... W ..18-3 ....Lincoln
O22... L....0-28 ....at Blackburn
N6 ..... L....7-20 ....Illinois State
N18... W ..81-0 ....Merom (IN)

1921
Charles Lantz, head coach **2-5-1**
S30 ... L....3-74 ....Illinois Wesleyan
O7..... T.....0-0 .....Rose Poly
O14... W ..59-6 ....Blackburn
O21... L.....3-6 .....Shurtleff
O29... W ..28-0 ....Rose Poly
N5 ..... L....3-42 ....at Illinois State
N18... L.....0-2 .....at Southern Illinois
N24... L....6-14 ....Lincoln

1922
Charles Lantz, head coach **4-0-2**
S30 ... W ...7-0 .....Rose Poly
O7..... W .25-13 ...Blackburn
O14... T.....0-0 .....Shurtleff
O20... W .28-12 ...at Southern Illinois
N4 ..... T.....0-0 .....Illinois State
N11 ... W ...3-0 .....Lincoln

1923
Charles Lantz, head coach **4-2-2**
S29 ... W ..15-0 ....Blackburn
O6..... L...10-12 ...at Millikin
O13... W .14-13 ...McKendree
O20... T.....0-0 .....at Shurtleff
O27... W ..16-0 ....at Indiana State
N3 ..... L....0-13 ....at Illinois State
N10... T.....0-0 .....Lincoln
N17... W ..23-0 ....Southern Illinois

1924
Charles Lantz, head coach **6-2**
O4..... L....0-26 ....at Millikin
O11... W ..45-0 ....Blackburn
O18... W ..15-0 ....Shurtleff
O25... L....0-17 ....at McKendree
later forfeited to EIU
N1 ..... W ...3-0 .....Illinois State
N8 ..... W .25-13 ...Indiana State
N14... L.....0-7 .....at Southern Illinois
N21... W ...7-0 .....Lincoln

1925
Charles Lantz, head coach **4-3-1**
O3..... W ...9-3 .....Merom (IN)
O10... W ...7-0 .....Rose Poly
O17... W ..60-0 ....Oakland City
O24... L....7-23 ....Shurtleff
O31... W ...7-0 .....at Illinois State
N7 ..... L....0-13 ....at Evansville
N14... T...16-16 ...at Indiana State
N26... L....3-21 ....at Millikin

1926
Charles Lantz, head coach **3-5-1**
O2..... T.....0-0 .....Indiana State
O9..... L....0-40 ....at Millikin
O16... L....7-14 ....at Evansville
O23... L....7-20 ....Shurtleff
O30... W ..14-0 ....at Rose Poly
N6 ..... L....9-19 ....Saint Louis (Freshmen)
N13... L....0-23 ....at Southern Illinois
N19... W ...7-0 .....Lincoln
N25... W ..12-0 ....Illinois State
played Thanksgiving Day

1927
Charles Lantz, head coach **5-2**
O1..... W ...6-0 .....at Illinois State
O8..... L....0-13 ....at Shurtleff
O15... W ..25-0 ....Evansville
O22... W ..26-0 ....Rose Poly
O29... L.....6-7 .....at Indiana State
N12... W ..14-2 ....Southern Illinois
N19... W .33-13 ...Lincoln

1928
Charles Lantz, head coach **7-0-1**
O6..... T...12-12 ...Millikin
O13... W ..30-7 ....Shurtleff
O20... W ..19-0 ....Indiana State
O27... W ..39-2 ....at Rose Poly
N3 ..... W ..26-0 ....at St. Viator
N10... W ..19-0 ....Illinois State
N17... W ..18-0 ....at Southern Illinois
N24... W ..75-0 ....Lincoln

1929
Charles Lantz, head coach **6-1**
S20 ... W ..33-0 ....at Illinois State
O5..... L....0-13 ....Millikin
O12... W .19-12 ...at Shurtleff
O19... W ..19-0 ....McKendree
N2 ..... W ...7-6 .....at Indiana State
N16... W ...9-6 .....Southern Illinois
N22... W ...6-0 .....St. Viator

1930
Charles Lantz, head coach **6-1-1**
O4..... W ..15-0 ....Illinois State
O10... W ..26-0 ....Shurtleff
O17... T.....0-0 .....at Bradley
O24... W ..23-0 ....at McKendree
O31... W ..34-0 ....Indiana State
N7 ..... W ..13-0 ....at St. Viator
N14... L.....0-2 .....at Southern Illinois
N21... W ..23-0 ....Western Illinois

1931
Charles Lantz, head coach **3-4**
S26 ... W ..24-0 ....Shurtleff
O3..... W ..73-0 ....Indiana Central
O10... L.....0-6 .....Indiana State
O17... L.....0-6 .....Southern Illinois
O24... L....0-25 ....Millikin
N7 ..... L....9-14 ....St. Viator
N14... W ...7-6 .....at Illinois State

1932
Charles Lantz, head coach **1-7**
O1..... L...13-14 ...Shurtleff
O8..... L....0-39 ....at Illinois State
O15... W ..12-6 ....Indiana State
O22... L....0-40 ....Millikin
O29... L....0-26 ....St. Viator
N5 ..... L....6-50 ....McKendree
N19... L....0-25 ....Southern Illinois
N24... L....0-20 ....at Hanover
played Thanksgiving Day

1933
Charles Lantz, head coach **1-8**
S30 ... L....7-14 ....Indiana Central
O7..... W ..28-6 ....Shurtleff
O14... L....6-32 ....Illinois State
O21... L....6-12 ....at Northern Illinois
O28... L....6-19 ....Indiana State
N4 ..... L....6-42 ....St. Viator
N11 ... L....0-58 ....McKendree
N18... L....0-19 ....Southern Illinois
N24... L....0-33 ....Hanover

1934
Charles Lantz, head coach **3-4**
O5..... W ..39-0 ....at Oakland City
O13... L....0-40 ....Millikin
O20... W ..19-0 ....Indiana State
O27... W ...7-3 .....Western Illinois
N2 ..... L....6-13 ....at Southern Illinois
N9 ..... L....0-13 ....at Illinois State
N24... L...12-18 ...Northern Illinois

1935
Winfield Angus, head coach..... **1-7**
O5..... W ..19-6 ....Oakland City
O12... L...13-32 ...Indiana State
O19... L....0-13 ....Illinois State
O26... L.....0-3 .....at Western Illinois
N2 ..... L....0-26 ....Illinois College
N9 ..... L....2-18 ....Indiana Central
N16... L....9-13 ....Southern Illinois
N23... L....0-49 ....at Northern Illinois

1936
Gilbert Carson, head coach..... **4-4**
O3..... L.....0-7 .....Wheaton
O10... W ..19-7 ....Oakland City
O17... W ..12-0 ....at Indiana State
O24... L....0-13 ....at Illinois State
O31... W ..12-6 ....Illinois College
N7 ..... L.....2-6 .....Western Illinois
N13... L....7-13 ....at Southern Illinois
N20... W ...7-0 .....Eureka

1937
Gilbert Carson, head coach..... **3-4-1**
S25 ... L.....6-7 .....at Wheaton
O2..... W .20-13 ...Indiana State
O9..... W ..39-0 ....Oakland City
O16... W ..48-0 ....at Eureka
O23... T.....0-0 .....Illinois State
O30... L....6-24 ....Northern Illinois
N6 ..... L....0-31 ....at Western Illinois
N12... L.....0-3 .....at Southern Illinois

1938
Harold Ave, head coach **5-3**
O1 ..... L .....0-7 .....at Northern Illinois
O8 ..... W ...6-0 .....Indiana Central
O15 ... W ..22-0 ....McKendree
O22 ... L ....0-19 ....at Illinois State
O29 ... L ....0-18 ....Western Illinois
N5 ..... W ..19-7 ....at Indiana State
N12 ... W ..20-7 ....Rose Poly
N18 ... W ..19-0 ....Southern Illinois

1939
Gilbert Carson, head coach **4-3-1**
S30 ... W ..16-0 ....Indiana Central
O7 ..... W ...9-0 .....Elmhurst
O14 ... W ...6-0 .....Millikin
O21 ... T .....0-0 .....Illinois State
O28 ... L ....7-20 ....at Western Illinois
N4 ..... L .....6-7 .....Indiana State
N10 ... W ..12-7 ....at Southern Illinois
N18 ... L ....6-22 ....Northern Illinois

1940
Gilbert Carson, head coach **6-1-1**
O1 ..... W ...7-6 .....Indiana Central
O5 ..... W ..19-6 ....Elmhurst
O12 ... W ..12-8 ....Millikin
O19 ... L ...12-30 ...at Illinois State
O22 ... W ..20-7 ....Western Illinois
O26 ... T .....7-7 .....Indiana State
N9 ..... W ..25-6 ....Southern Illinois
N16 ... W ..12-0 ....at Northern Illinois

1941
Gilbert Carson, head coach **0-7**
O4 ..... L ....6-19 ....Indiana Central
O11 ... L ....6-19 ....Indiana State
O18 ... L ....7-26 ....Illinois State
O25 ... L ....0-25 ....at Western Illinois
N1 ..... L ....0-61 ....Millikin
N8 ..... L ....0-41 ....at Southern Illinois
N15 ... L ....0-19 ....Northern Illinois

1942
Clayton Miller, head coach **1-6**
S26 ... L ....0-20 ....Manchester
O3 ..... L ....0-26 ....Indiana State
O10 ... W ...7-0 .....Indiana Central
O17 ... L ....0-32 ....Illinois State
O24 ... L ....0-45 ....Western Illinois
O31 ... L ....6-56 ....Millikin
N7 ..... L ....7-27 ....Southern Illinois

1943
No contests played

1944
Charles Lantz, head coach **1-3**
S23 ... W ..12-0 ....Western Illinois
S30 ... L ...12-15 ...at Southern Illinois
O7 ..... L ....6-25 ....at Northern Illinois
O14 ... L ....7-40 ....Illinois Wesleyan

1945
James Goff, head coach **2-3-2**
O6 ..... L ....6-26 ....Indiana State
O13 ... L ....12-7 ....Butler
O20 ... T .....0-0 .....Southern Illinois
O27 ... L ....0-20 ....Illinois Wesleyan
N3 ..... T .....6-6 .....at Western Illinois
N10 ... L ....6-12 ....at Illinois State
N17 .. W .19-14 ...Northern Illinois

1946
'Pat' O'Brien, head coach **2-6**
S28 ... L ...12-19 ...Butler
O4 ..... L ....0-26 ....at Northern Illinois
O11 ... W .20-12 ...Western Illinois
O19 ... W ...7-0 .....Millikin
O26 ... L ...13-26 ...Illinois State
N2 ..... L ....0-20 ....at Southern Illinois
N9 ..... L ....0-13 ....Indiana State
N15 ... L ...13-38 ...at Murray State

1947
'Pat' O'Brien, head coach **2-6**
S27 ... L ...13-14 ...Eastern Kentucky
O4 ..... L ...13-21 ...at Ball State
O11 ... L ...13-14 ...Indiana State
O18 ... L ...13-14 ...Millikin
O25 ... W ..13-6 ....Illinois State
N8 ..... L ....6-25 ....at Northern Illinois
N15 ... L ...13-33 ...at Southern Illinois
N22 ... W ..19-0 ....Western Illinois

1948
'Pat' O'Brien, head coach **7-3**
S18 ... W ..19-6 ....Saint Joseph
S25 ... L ...14-25 ...at Eastern Kentucky
O2 ..... W ..12-0 ....Ball State
O9 ..... W ...7-0 .....at Western Illinois
O16 ... W ..15-6 ....Northern Illinois
O23 ... W ..13-7 ....at Illinois State
O30 ... L ...20-21 ...Indiana State
N6 ..... W ..27-7 ....Millikin
N13 ... W ..38-0 ....Southern Illinois
N25 ... L .....0-6 .....Illinois Wesleyan +
+ - 'Corn Bowl' participant played Thanksgiving Day (Bloomington, Ill.)

1949
'Pat' O'Brien, head coach **3-5**
S24 ... L ...13-19 ...Quincy
O1 ..... L ....6-12 ....Saint Joseph
O8 ..... W ...7-6 .....Illinois State
O22 ... W .26-13 ...at Southern Illinois
O29 ... W ..33-0 ....Indiana State
N5 ..... L ....0-14 ....Western Illinois
N12 ... L ...14-40 ...at Northern Illinois
N19 ... L ...13-47 ...at Ball State

1950
'Pat' O'Brien, head coach **5-3**
S23 ... W ..35-6 ....Ball State
S30 ... W .28-25 ...Quincy
O7 ..... L ....0-18 ....Emporia
O14 ... L ...21-23 ...at Illinois State
O21 ... W ..47-0 ....Indiana State
N4 ..... W ..21-7 ....Southern Illinois
N11 ... L ....0-13 ....Western Illinois
N18 ... W .34-13 ...Northern Illinois

1951
Rex Darling, head coach ..... **4-2-2 / 2-2-2**
S29 ... L ....7-21 ....Northern Illinois •
O6 ..... W .19-12 ...Eastern Michigan •
O13 ... L ...27-59 ...at Central Michigan •
O19 ... W .28-21 ...Northwest Missouri
O27 ... W .47-19 ...at Southern Illinois •
N3 ..... T ...21-21 ...Western Illinois •
N10 ... T ...28-28 ...at Illinois State •
N17 ... W ..46-6 ....Millikin
• - IIAC contest

1952
'Pat' O'Brien, head coach ..... **2-7 / 1-5**
S27 ... W .28-19 ...Millikin
O4 ..... L ...13-18 ...Scott Field
O11 ... L ....7-13 ....at Eastern Michigan •
O18 ... L ...19-27 ...Northeast Missouri
O25 ... L ....7-22 ....Southern Illinois •
N1 ..... L .....6-7 .....Western Illinois •
N8 ..... L ....0-41 ....Central Michigan •
N15 ... L ...26-27 ...Illinois State •
N22 ... W ...7-0 .....at Northern Illinois •
• - IIAC contest

1953
'Pat' O'Brien, head coach ..... **1-8 / 0-6**
S26 ... L ....0-30 ....Lincoln (MO)
O3 ..... L ....6-33 ....at Central Michigan •
O10 ... L ....6-34 ....Eastern Michigan •
O17 ... L .....2-7 .....Northeast Missouri
O24 ... W ..20-6 ....Illinois-Chicago
O31 ... L .....0-6 .....at Southern Illinois •
N7 ..... L ...12-19 ...Western Illinois •
N14 ... L ....0-20 ....at Illinois State •
N21 ... L ....6-19 ....Northern Illinois •
• - IIAC contest

1954
'Pat' O'Brien, head coach ..... **2-6-1 / 1-4-1**
..... L ....7-40 ....Indiana State
..... L ....7-19 ....Kalamazoo
O2 ..... L ....0-60 ....Central Michigan •
O9 ..... L ....0-33 ....at Eastern Michigan •
..... W ..40-6 ....Illinois-Chicago
O30 ... L ....6-20 ....Southern Illinois •
N6 ..... T ...13-13 ...at Western Illinois •
N13 ... L ....7-13 ....Illinois State •
N20 ... W ..28-9 ....at Northern Illinois •
• - IIAC contest

1955
'Pat' O'Brien, head coach ..... **3-6 / 1-5**
S24 ... W ..15-0 ....Kalamazoo
O1 ..... L ....7-40 ....at Evansville
O8 ..... L ...13-16 ...at Illinois State •
O15 ... L ...13-26 ...at Southern Illinois •
O22 ... W .33-13 ...Indiana State
O29 ... L ....7-14 ....Eastern Michigan •
N5 ..... W ..14-0 ....Northern Illinois •
N12 ... L ...14-48 ...at Central Michigan •
N19 ... L ....7-13 ....Western Illinois •
• - IIAC contest

1956
Keith Smith, head coach ..... **2-7 / 2-4**
S22 ... L ....7-14 ....at Indiana State
S29 ... L ...13-46 ...at Southeast Missouri
O6 ..... W ..14-6 ....Illinois State •
O13 ... L ....0-33 ....Southern Illinois •
O20 ... L ...21-29 ...Evansville
O27 ... L ....0-65 ....at Eastern Michigan •
N3 ..... W ..13-6 ....at Northern Illinois •
N10 ... L ....7-38 ....Central Michigan •
N17 ... L ...14-58 ...at Western Illinois •
• - IIAC contest

1957
Ralph Kohl, head coach ..... **0-8 / 0-6**
S21 ... L ....0-14 ....at Indiana State
S28 ... L ....0-41 ....Southeast Missouri
O5 ..... L ...20-27 ...Northern Illinois •
O12 ... L ....6-27 ....Southern Illinois •
O19 ... L ....0-39 ....Eastern Michigan •
O26 ... L ...13-21 ...Western Illinois •
N2 ..... L ....6-61 ....Central Michigan •
N9 ..... L ....7-39 ....at Illinois State •
• - IIAC contest

1958
Ralph Kohl, head coach ..... **2-6 / 1-5**
S20 ... W ..30-8 ....Indiana State
S27 ... L ....6-21 ....at Austin Peay
O4 ..... L ...12-24 ...at Northern Illinois •
O11 ... L ....8-29 ....Southern Illinois •
O18 ... L ....0-33 ....at Eastern Michigan •
O25 ... L ....0-34 ....at Western Illinois •
N1 ..... L ....8-27 ....Central Michigan •
N9 ..... W .20-12 ...Illinois State •
• - IIAC contest

1959
Ralph Kohl, head coach ..... **3-5-1 / 1-4-1**
S19 ... W ...7-6 .....at Indiana State
S26 ... L ....8-12 ....Austin Peay
O3 ..... W ..12-8 ....Ball State
O10 ... L ....6-38 ....Northern Illinois •
O17 ... L .....0-7 .....Southern Illinois •
O24 ... L ....8-28 ....Western Illinois •
O31 ... W ..32-6 ....Eastern Michigan •
N7 ..... L ....0-26 ....Central Michigan •
N14 ... T .....6-6 .....Illinois State •
• - IIAC contest

1960
Ralph Kohl, head coach ..... **2-7 / 1-5**
S17 ... W ..14-0 ....Indiana State
S24 ... L ....0-27 ....at Wittenberg (OH)
O1 ..... L ....6-14 ....at Ball State
O8 ..... L ...20-28 ...at Northern Illinois •
O15 ... L ....8-52 ....Southern Illinois •
O22 ... W ...8-0 .....at Eastern Michigan •
O29 ... L ....6-43 ....at Western Illinois •
N5 ..... L ...12-35 ...Central Michigan •
N12 ... L ....6-26 ....Illinois State •
• - IIAC contest

1961
Ralph Kohl, head coach ..... **4-3-1 / 3-2-1**
S23 ... W .23-20 ...at Indiana State
S30 ... L ....0-18 ....Illinois State •
O7 ..... L ...16-20 ...Ferris State
O14 ... T ...20-20 ...Northern Illinois •
O21 ... L ....6-34 ....Southern Illinois •
O28 ... W .20-14 ...Eastern Michigan •
N4 ..... W ..12-0 ....Western Michigan •
N11 ... W .22-13 ...Central Michigan •
• - IIAC contest

1962
Ralph Kohl, head coach ..... **1-7 / 0-5**
S22 ... W ..13-0 ....Indiana State
S29 ... L .....0-6 .....Illinois State •
O6 ..... L ....0-28 ....at Bradley
O13 ... L ....0-21 ....at Northern Illinois •
O20 ... L ....7-28 ....Hope College
O27 ... L ....0-14 ....at Eastern Michigan •
N3 ..... L ....0-44 ....at Western Illinois •
N10 ... L ...23-35 ...Central Michigan •
• - IIAC contest

1963
Ralph Kohl, head coach ..... **2-7 / 1-3**
S21 ... L ....6-14 ....at Indiana State
S28 ... L ...14-28 ...Central State (OH)
O5 ..... L ...15-35 ...at Central Michigan •
O12 ... W .14-13 ...at Illinois State •
O19 ... W ..20-6 ....Ferris State
O26 ... L ....0-43 ....Northern Illinois •
N2 ..... L ....7-14 ....at Hillsdale
N9 ..... L ....6-15 ....at Hope College
N16 ... L ....7-22 ....Western Illinois •
• - IIAC contest

1964
Ralph Kohl, head coach ..... **3-6 / 1-3**
S19 ... L ...14-25 ...Indiana State
S26 ... W .27-26 ...at Central State (OH)
O3 ..... W .17-14 ...Central Michigan •
O10 ... L .....7-8 .....WI-Milwaukee
O17 ... L ...23-25 ...Illinois State •
O24 ... L ...14-35 ...at Northern Illinois •
O31 ... L ...14-41 ...Hillsdale
N7 ..... W ..27-6 ....at Ferris State
N14 ... L ...14-30 ...at Western Illinois •
• - IIAC contest

1965
Clyde Biggers, head coach ..... **3-5 / 1-3**
S18 ... L ....0-17 ....at Indiana State
S25 ... W .35-22 ...Ferris State
O2 ..... W .28-24 ...at WI-Milwaukee
O9 ..... W ...8-7 .....at Illinois State •
O16 ... L ....7-42 ....Northwood Institute
O23 ... L ....8-28 ....Western Illinois •
O30 ... L ...11-20 ...Northern Illinois •
N6 ..... L ....6-48 ....at Central Michigan •
• - IIAC contest

1966
Clyde Biggers, head coach ... **1-6-1 / 1-1-1**
S17 ... L ....0-32 ....Indiana State
S24 ... L ....7-17 ....at Ferris State
O1 ..... L .....3-7 .....WI-Milwaukee
O8 ..... T .....0-0 .....Illinois State •
O15 ... L ...27-34 ...at Northwood Institute
O22 ... W ..16-6 ....at Western Illinois •
N5 ..... L ...10-30 ...Central Michigan •
N12 ... L ...13-17 ...at Eastern Michigan
• - IIAC contest

1967
Clyde Biggers, head coach.....**2-6-1 / 1-2**
S16 ... L....6-41 ....at Indiana State
S23 ... L....6-31 ....at WI-Milwaukee
S30 ... L...12-28 ...Eastern Michigan
O7..... L....0-21 ....at Central Michigan •
O14... L....6-28 ....Illinois State •
O21... L...12-20 ...at Bradley
O28... L....12-7 ....Western Illinois •
N4..... T.....6-6 .....at Illinois-Chicago
N11 ... W .20-14 ...Wayne State
• - IIAC contest

1968
Clyde Biggers, head coach.....**4-5 / 1-2**
S14 ... L....0-23 ....Indiana State
S21 ... W .15-14 ...WI-Milwaukee
S28 ... L.....0-6 .....Fairmont State
O5..... L...16-23 ...Central Michigan •
O12... L...14-41 ...at Illinois State •
O19... L...28-37 ...Bradley
O26... W ..14-8 ....at Western Illinois •
N2..... W ...8-7 .....at Illinois-Chicago
N9..... W .60-19 ...at Wayne State
• - IIAC contest

1969
Clyde Biggers, head coach.....**2-7**
S14 ... L....6-41 ....at Indiana State
S20 ... L...20-21 ...at WI-Milwaukee
S27 ... W ..52-6 ....Illinois-Chicago
O4..... L...14-41 ...Central Missouri
O11 ... W ...8-7 .....at Northeast Missouri
O18... L....0-37 ....at Illinois State
O25... L....0-44 ....at Central Michigan
N1..... L....6-44 ....Western Illinois
N8..... L...14-24 ...Northern Michigan

1970
Clyde Biggers, head coach.....**2-8**
S12 ... L...18-28 ...Indiana State
S19 ... W .19-14 ...WI-Milwaukee
S26 ... W ..20-6 ....at Illinois-Chicago
O3..... L...17-27 ...at Central Missouri
O10... L...14-28 ...Northeast Missouri
O17... L...20-29 ...Illinois State
O24... L...34-58 ...Central Michigan
O31... L...14-31 ...at Western Illinois
N7..... L...22-35 ...at Northern Michigan
N14... L...12-35 ...at Fairmont State
First season at O'Brien Field

1971
Clyde Biggers, head coach.....**4-6**
S11 ... W .27-10 ...WI-Stevens Point
S18 ... L....7-28 ....at Indiana State
S25 ... L...19-22 ...at WI-Milwaukee
O2..... W .43-21 ...Illinois-Chicago
O9..... L....6-17 ....at Illinois State
O16... W .19-14 ...Evansville
O23... L...14-47 ...at Central Michigan
O30... W .32-21 ...SW Missouri
N6..... L....6-14 ....Western Illinois
N13... L....7-24 ....at Central Missouri

Poke Cobb (30) makes a run through the gap against Delaware in the 1978 NCAA Division II National Championship Game. EIU won 10-9 over the Blue Hens with Cobb rushing for 101 yards and a fourth quarter touchdown.

1972
Jack Dean, head coach **1-9**
S16 ... L...14-17 ...Indiana State
S23 ... L...16-17 ...WI-Milwaukee
S30 ... W .28-13 ...at Illinois-Chicago
O7..... L...11-38 ...Illinois State
O14... L...20-31 ...at Evansville
O21... L....0-63 ....Central Michigan
O28... L...37-41 ...at SW Missouri
N4..... L...14-56 ...at Quantico Marines
N11 ... L...14-35 ...Central Missouri
N18... L...13-42 ...at Western Illinois

1973
Jack Dean, head coach **2-9**
S8..... L...20-21 ...at WI-Stevens Point
S15 ... L....0-17 ....Indiana State
S22 ... L...14-21 ...at WI-Milwaukee
S29 ... W ..40-8 ....Illinois-Chicago
O6..... L...17-47 ...at Delta State
O13... L...14-27 ...at Youngstown State
O20... L....0-17 ....at Illinois State
O27... W .34-14 ...Saint Joseph's (IN)
N3..... L...10-14 ...Wayne State
N10... L....7-22 ....Northern Michigan
N17... L...13-56 ...Western Illinois

1974
Jack Dean, head coach **3-6-1**
S7..... L...14-19 ...at Central Missouri
S14 ... L....6-21 ....at Indiana State
S21 ... L....0-33 ....WI-Milwaukee
O5..... L....3-28 ....at Western Illinois
O12... W ..13-3 ....Delta State
O19... W ..14-9 ....Illinois State
O26... T...10-10 ...at Ferris State
N2..... L....3-13 ....Youngstown State
N9..... W ..17-0 ....Missouri-Rolla
N16... L....0-13 ....at Murray State

1975
John Konstantinos, head coach **3-5-2**
S6..... L....8-14 ....at Northern Iowa
S13 ... L...22-38 ...at Northern Michigan
S27 ... T.....7-7 .....Southwest Missouri
O4..... L...18-23 ...at Central Missouri
O11 ... L....0-37 ....at Tennessee Tech
O18... T.....3-3 .....Western Illinois
O25... W ..17-3 ....Ferris State
N8..... W .24-14 ...at Missouri-Rolla
N15... W ..14-6 ....Murray State
N22... L...13-31 ...Illinois State

1976
John Konstantinos, head coach **5-6**
S4..... W .17-16 ...Cameron
S11 ... W .24-14 ...at Northeast Missouri
S25 ... W ..41-0 ....at Southwest Missouri
O2..... W .41-14 ...Central Missouri
O9..... L...14-41 ...Tennessee Tech
O16... L...10-14 ...at Western Illinois
O23... W ..24-8 ....Central State (OH)
O30... L...10-30 ...Northern Michigan
N6..... L...14-36 ...at Youngstown State
N13... L...27-28 ...at Butler
N20... L....8-13 ....Illinois State



1977
John Konstantinos, head coach **1-10**
S3..... L....0-20 ....at Illinois State
S10 ... L....7-10 ....Northeast Missouri
S17 ... L...21-31 ...at Northern Iowa
S24 ... L...24-25 ...at Central State (OH)
O1..... L...14-28 ...Western Illinois
O15... L...10-31 ...at Cameron (OK)
O22... L...14-24 ...Wayne State
O29... L...13-31 ...Butler
N5..... L...22-52 ...at Youngstown State
N12... L....7-35 ....at Murray State
N19... W ..17-0 ....Evansville

1978
Darrell Mudra, head coach.....**12-2 / 3-2**
S2..... W .41-16 ...Central State (OH)
S9..... W ..42-3 ....at Butler
S16 ... W .38-22 ...Northern Iowa •
S23 ... W .29-12 ...Northeast Missouri
S30 ... L...16-17 ...at Akron •
O7..... L...24-40 ...at Youngstown State •
O21... W .42-34 ...at Northern Michigan •
O28... W .34-14 ...at Wayne State
N4..... W ..42-7 ....Illinois State
N11 ... W .35-14 ...Murray State
N18... W .40-12 ...at Western Illinois •
N25... W .35-31 ...at California-Davis +
D2..... W .26-22 ...Youngstown State +
D9..... W ..10-9 ....vs. Delaware +
• - AMCU contest
+ - NCAA II National Championship

NCAA II NATIONAL CHAMPIONSHIP
EIU 35 • UC Davis 31
November 25, 1978 • Davis, California

Leading just 14-10 at the half, the Panthers erupted for three third-quarter big-play touchdowns en route to a 35-31 first-round victory over California-Davis... in that quarter, Mark Campana returned a punt 72 yards for a TD, Scott McGhee caught a 42 yard halfback TD pass from Poke Cobb and Jeff Forster caught a 37 yarder from QB Steve Turk... earlier Turk (15-39-1 for 164 yards) had hit McGhee on a 25 yard TD pass... Cobb ran for 56 yards and caught three for 40 yards in addition to the TD pass... the Panthers' defense intercepted three passes and recovered three fumbles.

EIU 26 • Youngstown St. 22
December 2, 1978 • O'Brien Stadium

Mark Campana's game opening 90-yard-TD kickoff return set the tone as the Panthers knocked off Mid-Continent rival Youngstown State, 26-22, on a rainy and blustery day before an ABC-TV regional audience... trailing 22-14, Steve Turk hit James Warring for a 12 yard TD, pulling to 22-20... then on the first play following the kick-off, Tom Pettigrew recovered a fumble at the YSU 9... three plays later, Poke Cobb scored the winning TD at 4:04 from the 3 yard line... Warring, ABC-TV offensive "Player of the Game" caught 10 passes for 107 yards, while DE Pete Catan, with 10 tackles and two QB sacks, was defensive "Player of the Game"... DT Randy Melvin led with 17 tackles.

EIU 10 • Delaware 9
December 9, 1978 • Longview, Texas

The Panthers put the capstone on the most incredible season ever, winning the NCAA National Championship 10-9 in front of an ABC-TV national audience... EIU finished 12-2 after going 1-10 the previous year... Poke Cobb, who rushed for 101 yards, scored on a one yard TD run early in the fourth quarter to put the Panthers ahead but victory was not assured until Delaware's Brandt Kennedy missed a 45 FG with nine seconds... EIU's defense limited Delaware's vaunted Wing-T offense to just 155 yards rushing and forced five fumbles... LB Ray Jeske was in on 21 tackles... altogether the Panthers set 25 school records with Cobb, James Warring, and Pete Catan named All-Americans.

1979
Darrell Mudra, head coach.....**7-4 / 1-4**
S1..... W .24-15 ...South Dakota
S8..... W ..38-0 ....Butler
S15 ... W .58-21 ...Wayne State
S22 ... W ..46-3 ....at Northeast Missouri
S29 ... W .22-14 ...at Southern Illinois
O6..... L....7-10 ....Western Illinois •
O20... W .39-21 ...at Northern Michigan •
O27... L....7-10 ....at Northern Iowa •
N3..... L...21-49 ...Youngstown State •
N10... W ..24-0 ....at Illinois State
N17... L...16-27 ...Akron •
• - AMCU contest

1980
Darrell Mudra, head coach.....**11-3 / 4-0**
S6..... W .34-21 ...South Dakota
S13 ... L...35-37 ...at Southern Illinois
S20 ... L....0-14 ....at Indiana State
S27 ... W ..41-7 ....Northeast Missouri
O4..... W .31-14 ...Illinois State
O11 ... W .40-15 ...at Central State (OH)
O18... W ..37-7 ....at Western Illinois •
O25... W ..32-7 ....Youngstown State •
N1..... W .35-28 ...at Northern Michigan •
N8..... W ..14-9 ....Northern Iowa •
N15... W .52-13 ...Augustana (SD)
N29... W .21-14 ...Northern Colorado +
D6..... W .56-31 ...at North Alabama +
D13... L...13-21 ...vs. Cal Poly +
• - AMCU contest
+ - NCAA Division II National Runner-Up

NCAA II NATIONAL RUNNER-UP
EIU 21 • Northern Colorado 14
November 29, 1980 • O'Brien Stadium

The Panthers, ranked No. 1 in the nation and paced by a tenacious defense, held Northern Colorado to 144 yards and recorded 13 tackles for loss, including six QB sacks, in a 21-14 victory televised by ESPN... QB Chuck Wright threw a 13 yard TD pass to Scott McGhee and then scored on a one yard run... DT Randy Melvin had 11 tackles including three for a loss.

EIU 56 • North Alabama 31
December 6, 1980 • Florence, Alabama

Top-ranked EIU outscored No. 3 North Alabama, 28-7, in the second half to roll to a 56-31 semifinal victory...the Panthers had 489 yards total offense...Kevin Staple ran for TDs of 3 and 7 yards and rushed for 120...Otis Grant caught eight for 103 yards and one TD while Scott McGhee had four for 91 yards with two TDs...North Alabama had only 66 yard of total offense in the second half... DT Randy Melvin led the Panthers with 13 tackles... OT Steve Parker was the ABC-TV Offensive "Player of the Game."

Cal Poly 21 • EIU 13
December 13, 1980 • Albuquerque, NM

The dream of a second national title in three years came to an end as Cal Poly San Luis Obispo upset the Panthers 21-13...Cal Poly's Robbie Martin was a one-man wrecking crew... he returned eight punts for 97 yards including a 42 yarder for a TD, and then caught seven passes for 164 yards including TDs of 33 and 58 yards...the Panthers lost three scoring opportunities when they fumbled twice within the five yard line and were intercepted on the 15...Rod Slaughter caught six passes for 122 yards and ran for 75.

Complete results are incomplete and/or unavailable for the 1899-1916 seasons

O CONFERENCE AFFILIATIONS:
***AMCU** - Association of Mid-Continent Universities*
***IIAC** - Interstate Intercollegiate Athletic Conference*

1978 NCAA Division II National Champions

A Cinderella Story... words that could easily describe the Eastern Illinois football program's rise from mediocrity to the top of the NCAA Division II football world.

The Panthers entered the 1978 season much like any other season mired in a 16-year string of consecutive losing seasons with only two winning seasons since 1951.

The first step in changing Panther football was the hiring of head coach Darrell Mudra who immediately hired former Eastern Illinois student and football team member Mike Shanahan as his offensive coordinator.

EIU opened the season on a roll with convincing wins over Central State, 42-16 and Butler, 42-3. A strong 38-22 win over Northern Iowa in a conference football game gave the program some confidence that things were headed in the right direction.

A 4-0 start followed the next week with a 29-12 win over Northeast Missouri giving the Panthers their second 4-0 start in three seasons. The 1976 squad also opened the year 4-0 but would win only one game the remainder of the year to finish at 5-6.

Shades of that season resonated in Panther fans minds as EIU dropped back-to-back games in weeks five and six to Akron and Youngstown State. However unlike their 1976 counterparts, this Panther squad would regroup and not taste defeat again.

Mike Shanahan's offensive unit continued to click as the Panthers put up 40 or more points in three of their next five victories with wins over Northern Michigan, Wayne State, Illinois State, Murray State and Western Illinois.

The following week EIU received only its second post-season bid as the Panthers were invited to the NCAA Division II playoffs as only the top eight teams received invitations. The Panthers only other post-season experience had been way back in 1948 when they lost in the Corn Bowl to Illinois Wesleyan, 6-0.

EIU hit the road to open the championship run with a 35-31 victory at UC Davis. The Panthers then returned home to face Youngstown State in the semifinals, a team that had defeated EIU earlier in the season 40-24 in Youngstown.

This time EIU had the home field advantage and the Panthers were able to hang on for a 26-22 win in front of a national audience as the game was carried nationwide on ABC. Following the game EIU fans stormed the field and dismantled the goal posts.

That win set up a meeting with Division II power Delaware and after a tightly fought contest the game came down to a field goal by Delaware's Brandt Kennedy that sailed right from 45-yards. With that, "David had beaten Goliath" and Eastern Illinois had done the impossible with a 10-9 national championship victory in Longview, Texas.

Following the season EIU players earned All-American honors including running back Poke Cobb, wide receiver James Warring and defensive lineman Pete Catan. Catan, Cobb, Warring and quarterback Steve Turk all ranked among the national leaders in several statistical categories.

Darrell Mudra was later inducted into the College Football Hall of Fame.







Top: Eastern Illinois NCAA Division II National Champions
Middle: EIU Coaching Staff.
Bottom: EIU team members shown here at the Governor's Mansion following Eastern's win over Delaware.

KEY TO CONFERENCE AFFILIATIONS:
AMCU - Association of Mid-Continent Universities
GFC - Gateway Football Conference
OVC - Ohio Valley Conference

1981

Darrell Mudra, head coach..**6-5 / 2-1**

S 5	W	19-17	at	South Dakota
S 12	W	24-13		Southwest Missouri •
S 19	L	14-21	at	Northeast Missouri
S 26	W	58-0		Central State (OH)
O 10	L	3-25	at	Illinois State
O 17	W	20-8		Western Illinois •
O 24	L	16-48	at	Youngstown State
O 31	L	17-38	at	Northern Iowa •
N 7	W	42-14		Ferris State
N 14	L	14-27		Indiana State
N 21	W	24-16		Delaware State

• - AMCU contest
First season of competition in NCAA I-AA

1982

Darrell Mudra, head coach..**11-1-1 / 2-0-1**

S 4	W	27-14		Illinois State
S 11	W	18-17		Northeast Missouri
S 18	W	27-0		Wayne State
S 25	T	10-10	at	Northern Iowa •
O 2	W	27-23	at	Youngstown State
O 9	W	18-0		Akron
O 16	W	16-12	at	Indiana State
O 23	W	31-7	at	Western Illinois •
O 30	W	20-7		Southern Illinois
N 6	W	36-7	at	SW Missouri •
N 13	W	73-0		Kentucky State
N 27	W	16-13 (OT)		Jackson State +
D 4	L	19-20	at	Tennessee State +

• - AMCU contest
+ - NCAA I-AA Quarterfinalist

NCAA I-AA QUARTERFINALIST
EIU Panthers 16 • Jackson State 13 (overtime)
November 27, 1982 • O'Brien Stadium

In their first year in NCAA I-AA, the Panthers took a 10-0-1 record and No. 5 ranking into the playoffs and relied on Dave Strauch's 23 yard field goal in overtime to knock off No. 8 Jackson State, 16-13. Strauch redeemed himself after a missed 22 yard attempt with four seconds left in regulation...QB Jeff Christensen completed 26-50, a NCAA I-AA tournament record for passes attempted, for 308 yards and one TD...Jerry Wright caught 10 for 130 yards.

Tennessee State 20 • EIU Panthers 19
December 4, 1982 • Nashville, Tennessee

In another evenly matched playoff, the Panthers suffered a heartbreaking 20-19 loss to No. 4 ranked Tennessee State...QB Jeff Christensen (27-48-3 for 264 yards) had pulled the Panthers to within one with a six yard TD toss to Jerry Wright midway through the final quarter...but he was intercepted in the closing minutes on the TSU-20, and then the Panthers' Dave Strauch had a 44 yard field goal blocked with just seconds left...Kevin Staple ran for 112 yards, and Wright caught 19 for 136 yards... this game was later forfeited by TSU due to an ineligible player.

1983

Al Molde, head coach..... **9-3 / 3-0**

S 3	W	38-7	at	Illinois State
S 10	L	14-17	at	Southern Illinois
S 17	W	35-21		Grand Valley State
S 24	W	42-0	at	NE Missouri
O 1	W	21-20		Youngstown State
O 8	W	10-7	at	Akron
O 15	W	13-0		Northern Iowa •
O 22	W	20-0		Western Illinois •
O 29	L	13-17		Indiana State
N 5	W	12-3		Southwest Missouri •
N 12	W	34-14	at	Western Kentucky
N 26	L	13-16 (2OT)	at	Indiana State +

• - AMCU contest
+ - NCAA I-AA First Round

NCAA I-AA FIRST ROUND
Indiana State 16 • EIU Panthers 13 (double overtime)
November 26, 1983 • Terre Haute, Indiana

In one of the most dramatic I-AA playoff games in history, Indiana State eliminated the Panthers in double overtime, 16-13...trailing 7-0 in the 4th, Sean Payton came off the bench to toss a game tying 20 yard TD pass to Roger Holoman...ISU's Scott Bridges kicked an 18 yard FG with 3:12 left, but EIU's Henry Castellanos sent it into overtime with a 33 yard pressure FG with one second remaining... ISU got the ball first and Bridges kicked a 26 yarder, but Castellanos countered with a 40 yarder to conclude the first OT...EIU obtained first possession and Payton was intercepted...Bridges' 25 yard FG then won the game.

1984

Al Molde, head coach..... **6-5 / 2-1**

S 1	W	35-9	at	Grand Valley State
S 8	L	17-24	at	Indiana State
S 15	W	33-7		Northeast Missouri
S 22	L	17-38	at	Toledo
S 29	W	44-33		Ferris State
O 6	L	21-34		Illinois State
O 13	L	40-48		Southern Illinois
O 20	W	14-0	at	Western Illinois •
O 27	L	28-29	at	Southwest Missouri •
N 3	W	27-17		Northern Iowa •
N 10	W	50-19		Western Kentucky

• - AMCU contest

1985

Al Molde, head coach..... **6-5 / 2-3**

S 7	L	24-31	at	Northeast Missouri
S 14	W	39-7		Indiana State
S 21	W	35-27		Saginaw Valley
S 28	L	13-42	at	Southern Illinois •
O 5	L	20-44	at	Kansas
O 12	W	21-14		Illinois State •
O 19	W	28-27		Southwest Missouri •
O 26	L	20-34		Western Illinois •
N 2	W	27-12		Northern Michigan
N 9	L	20-21	at	Northern Iowa •
N 16	W	14-13	at	Western Kentucky

• - GFC contest
AMCU renamed as Gateway Football Conference



The 1982 Panthers run defense (shown here against Akron) set an NCAA record in EIU's final regular season win over Kentucky State. In that game, EIU held the Thorobreds offense to negative 12 yards of total offense during a 73-0 romp. That defensive unit registered 71 total sacks while ranking second in the NCAA in scoring defense at 8.8 points per game. The Panthers would climb to No. 5 in the final regular-season poll with six total All-Americans on that squad.

1986

Al Molde, head coach.....**11-2 / 5-1**

A 30	L	20-23	at	Illinois State •
S 6	W	41-31		Northern Missouri
S 13	W	24-21	at	Northern Michigan
S 20	W	52-7		Southern Illinois •
O 4	W	40-15		Liberty
O 11	W	31-30		Northern Iowa •
O 18	W	37-3	at	Western Illinois •
O 25	W	34-20	at	SW Missouri •
N 1	W	64-0		Winona State
N 8	W	31-14	at	Indiana State •
N 15	W	35-18		Western Kentucky
N 29	W	28-21		Murray State +
D 6	L	22-24		Eastern Kentucky +

• - GFC contest
+ - NCAA I-AA Quarterfinalists

NCAA I-AA QUARTERFINALIST
EIU Panthers 28 • Murray State 21
November 29, 1986 • O'Brien Stadium

After losing the season opener, the Panthers won ten straight to enter the playoffs ranked No. 3, the highest ever in I-AA, but still needed a James Marble seven yard TD run with seven minutes to go to pull out a 28-21 win over Murray State...Sean Payton was 30-54 for 398 yards as EIU rolled up 537 yards total offense...Marable ran for 110 yards, Calvin Pierce caught 11 for 149 and Roy Banks had eight for 121...Dan Polewski led with 14 tackles while Aaron Thomas had 13.

Eastern Kentucky 24 • EIU Panthers 22
December 6, 1986 • O'Brien Stadium

The Panthers were eliminated in the closing seconds by Eastern Kentucky, 24-22, when a Sean Payton point after pass to DuWayne Pitts was incomplete...one official ruled a pass interference in the end zone, but another official overruled on the grounds the ball was not catchable... trailing 24-10, EIU rallied as Payton (24-40, 341 yards) hit Roy Banks on a 24 yard TD pass with 9:08 remaining... with 27 seconds left, Payton again hit Banks on a potential game-tying nine-yard TD pass...Banks caught nine for 117 and Calvin Pierce had eight catches for 177.

1987

Bob Spoo, head coach..... **5-6 / 3-3**

S 5	L	3-24	at	San Jose State
S 12	W	16-10	at	Northeast Missouri
S 19	W	15-9		Illinois State •
S 26	W	17-14	at	Liberty
O 3	L	10-24	at	Akron
O 10	L	12-21		Western Illinois •
O 17	W	20-14		Indiana State •
O 24	W	7-3		Southwest Missouri •
O 31	L	17-19	at	Northern Iowa •
N 7	L	27-32		Southern Illinois •
N 14	L	15-30	at	Western Kentucky

• - GFC contest

1988

Bob Spoo, head coach..... **5-6 / 2-4**

S3	W	16-7	at	Illinois State •
S 10	W	44-0		Austin Peay
S 17	W	28-27		Liberty
S 24	L	13-33		Youngstown State
O 1	L	12-24	at	Indiana State •
O 8	W	34-3		Southern Illinois •
O 15	L	8-45	at	Western Illinois •
O 22	L	15-17		Northern Iowa •
O 29	L	21-41	at	Southwest Missouri •
N 5	W	6-0		Western Kentucky
N 12	L	7-12	at	Boise State

• - GFC contest

1989
Bob Spoo, head coach ..... **9-4 / 4-2**
S 2 ..... W ..... 36-0 ..... at Austin Peay
S 9 ..... W ..... 20-10 ..... Northwestern State (La.)
S 16 ..... L ..... 17-20 ..... at Southern Illinois •
S 23 ..... W ..... 21-7 ..... Indiana State •
S 30 ..... W ..... 14-13 ..... Illinois State •
O 7 ..... L ..... 7-9 ..... at Liberty
O 14 ..... W ..... 21-17 ..... Akron
O 21 ..... W ..... 31-5 ..... Western Illinois •
O 28 ..... L ..... 28-31 ..... at Northern Iowa •
N 11 ..... W ..... 16-15 ..... Southwest Missouri •
N 18 ..... W ..... 10-7 ..... at Western Kentucky
N 25 ..... W ..... 38-21 ..... at Idaho +
D 2 ..... L ..... 19-25 ..... at Montana +
• - GFC contest
+ - NCAA I-AA Quarterfinalist

NCAA I-AA QUARTERFINALIST
EIU Panthers 38 • Idaho 21
November 25 • Moscow, Idaho

After two pressure-packed season-ending wins against SMS and WKU, the No. 15 ranked Panthers played one of their best games of the season, knocking off No. 4 ranked Idaho, 38-21 in the first round of the play-offs... Jamie Jones had a career high 154 yards rushing, 64 receiving, and 15 in kick-off returns to account for 233 all-purpose...EIU rushed for 230 and Eric Arnold passed for 211, including a game opening 74 yard TD to Jason Cook...the defense held Idaho to 14 points under its season average and intercepted four passes.

Montana 25 • EIU Panthers 19
December 2, 1989 • Missoula, Montana

A stout Montana defense held the Panthers to 258 yards total offense and held on for a 25-19 quarterfinal win to eliminate EIU from the NCAA-I AA playoffs...Jeff Mills led the defense, getting in on 17 tackles...Ray D'Alesio kicked a 31 yard field goal with 1:16 left in the game, but an on-side kick attempt failed to go ten yards, and Montana ran out the clock.

1990
Bob Spoo, head coach ..... **5-6 / 3-3**
S 1 ..... L ..... 17-28 ..... at Northern Illinois
S 8 ..... W ..... 23-22 ..... at Northwestern State (La.)
S 15 ..... L ..... 7-15 ..... McNeese State
S 22 ..... L ..... 10-14 ..... at Murray State
S 29 ..... L ..... 7-28 ..... at Illinois State •
O 6 ..... W ..... 27-17 ..... at Western Illinois •
O 13 ..... W ..... 31-22 ..... Indiana State •
O 20 ..... W ..... 14-3 ..... Southern Illinois •
O 27 ..... L ..... 10-16 ..... Northern Iowa •
N 3 ..... W ..... 28-6 ..... Western Kentucky
N 10 ..... L ..... 6-48 ..... at Southwest Missouri •
• - GFC contest

1991
Bob Spoo, head coach ..... **4-7 / 2-4**
A 31 ..... W ..... 62-16 ..... Lock Haven
S 7 ..... L ..... 13-42 ..... at Iowa State
S 14 ..... W ..... 31-12 ..... Eastern Washington
S 21 ..... L ..... 27-28 ..... at Murray State
O 5 ..... L ..... 15-16 ..... Western Illinois •
O 12 ..... L ..... 15-16 ..... at Indiana State •
O 19 ..... W ..... 37-28 ..... Illinois State •
N 2 ..... L ..... 30-31 ..... at Southern Illinois •
N 9 ..... L ..... 26-28 ..... at Western Kentucky
N 16 ..... W ..... 35-29 ..... Southwest Missouri •
N 23 ..... L ..... 17-18 ..... at Northern Iowa •
• - GFC contest

1992
Bob Spoo, head coach ..... **5-6 / 2-4**
S 5 ..... W ..... 14-9 ..... at Austin Peay
S 12 ..... L ..... 28-63 ..... at Marshall
S 19 ..... W ..... 48-9 ..... Murray State
S 26 ..... L ..... 7-48 ..... at Illinois State •
O 3 ..... L ..... 46-47 ..... Southern Illinois •
O 10 ..... W ..... 31-28 ..... Indiana State •
O 17 ..... L ..... 24-28 ..... at Western Illinois •
O 24 ..... L ..... 10-13 ..... at Southwest Missouri •
O 31 ..... L ..... 19-28 ..... at Youngstown State
N 7 ..... W ..... 21-15 ..... Northern Iowa •
N 14 ..... W ..... 28-7 ..... Western Kentucky
• - GFC contest

1993
Bob Spoo, head coach ..... **3-7-1 / 2-3-1**
S 2 ^ ..... W ..... 34-17 ..... at Murray State
S 11 ..... L ..... 7-49 ..... at McNeese State
S 18 ..... L ..... 10-31 ..... at Navy
S 25 ..... L ..... 14-28 ..... Western Illinois •
O 2 ..... L ..... 24-27 ..... at Indiana State •
O 16 ..... L ..... 27-31 ..... at Northern Iowa •
O 23 ..... T ..... 17-17 ..... Illinois State •
O 30 ..... W ..... 35-13 ..... Southwest Missouri •
N 6 ..... L ..... 26-34 ..... Northwestern Louisiana
N 13 ..... L ..... 14-28 ..... at Western Kentucky
N 20 ..... W ..... 42-35 ..... at Southern Illinois •
• - GFC contest
^ - Thursday Game

1994
Bob Spoo, head coach ..... **6-5 / 4-2**
S 1 ^ ..... L ..... 15-31 ..... Murray State
S 10 ..... L ..... 20-22 ..... at Texas-El Paso
S 17 ..... W ..... 45-10 ..... Lock Haven
S 24 ..... L ..... 17-49 ..... at Northern Illinois
O 1 ..... W ..... 38-21 ..... at Southwest Missouri •
O 8 ..... L ..... 7-19 ..... Northern Iowa •
O 22 ..... L ..... 13-23 ..... at Western Illinois •
O 29 ..... W ..... 30-21 ..... Indiana State •
N 5 ..... W ..... 16-13 ..... at Illinois State •
N 12 ..... W ..... 28-20 ..... Western Kentucky
N 19 ..... W ..... 24-3 ..... Southern Illinois •
• - GFC contest
^ - Thursday Game

1995
Bob Spoo, head coach ..... **10-2 / 5-1**
A 31 ^ .. W ..... 31-13 ..... at Austin Peay
S 9 ..... W ..... 34-18 ..... Southeast Missouri
S 16 ..... W ..... 30-22 ..... Tennessee-Martin
S 23 ..... W ..... 9-7 ..... Southwest Missouri •
S 30 ..... W ..... 33-27 ..... Central State (OH)
O 7 ..... L ..... 7-17 ..... at Northern Iowa •
O 14 ..... W ..... 35-9 ..... at Western Kentucky
O 28 ..... W ..... 31-10 ..... Illinois State •
N 4 ..... W ..... 20-17 ..... Western Illinois •
N 11 ..... W ..... 42-21 ..... at Southern Illinois •
N 18 ..... W ..... 27-6 ..... at Indiana State •
N 25 ..... L ..... 29-34 ..... at Stephen F. Austin +
• - GFC contest
^ - Thursday Game
+ - NCAA I-AA First Round

NCAA I-AA FIRST ROUND
Stephen F. Austin 34 • EIU Panthers 29
November 25, 1995 • Nacogdoches, Texas

The Panthers battled back from a 34-15 fourth quarter deficit but fell just short and were eliminated 34-29 in the first round of the I-AA playoffs...EIU scored twice in the last seven minutes and had the ball at midfield when Pete Mauch's pass was intercepted with 1:30 left...Willie High rushed 25 times for 182 yards and Mauch threw for 166 yards including the two fourth quarter TD passes of 10 and 25 yards to Charlie Roche and Tom Hess, respectively.

1996
Bob Spoo, head coach ..... **8-4 / 6-2**
A 29 ^ ... W ..... 28-20 ..... at Western Michigan
S 7 ..... W ..... 41-31 ..... Pittsburg State (KS)
S 14 ..... W ..... 35-16 ..... Indiana State #
S 28 ..... W ..... 38-0 ..... at Tennessee-Martin •
O 12 ..... L ..... 7-10 ..... Western Illinois
O 19 ..... L ..... 28-35 ..... Murray State •
O 26 ..... W ..... 35-27 ..... at Tennessee Tech •
N 2 ..... W ..... 42-7 ..... at Austin Peay •
N 9 ..... W ..... 41-21 ..... at Southeast Missouri •
N 16 ..... L ..... 24-31 ..... at Middle Tennessee •
N 23 ..... W ..... 45-21 ..... Eastern Kentucky •
N 30 ..... L ..... 14-21 ..... at Northern Iowa +
• - OVC contest
- substitute OVC opponent
^ - Thursday Game
+ - NCAA I-AA First Round
First season in the Ohio Valley Conference

NCAA I-AA FIRST ROUND
Northern Iowa 21 • EIU Panthers 14
November 30, 1996 • Cedar Falls, Iowa

The Panthers again came up empty on their first round playoff game at the UNI-Dome, losing to Northern Iowa, 21-14...EIU had the ball for 41:20 minutes to UNI's 18:40, and had 80 plays to Northern Iowa's 51, but could not stop the big play...the Panthers turned the ball over three times in the fourth quarter but still had a chance at the end as they had a first and goal from the four yard line but could not get the ball into the endzone in three tried before time expired.

1997
Bob Spoo, head coach ..... **8-3 / 5-2**
A 28 ^ ... L ..... 0-41 ..... at Western Illinois
S 6 ..... W ..... 42-6 ..... Tennessee-Martin •
S 13 ..... W ..... 41-20 ..... Saint Joseph's (IN)
S 20 ..... W ..... 25-14 ..... at Illinois State
S 27 ..... W ..... 10-7 ..... at Tennessee Tech •
O 4 ..... W ..... 32-7 ..... at Southeast Missouri •
O 18 ..... W ..... 30-17 ..... Middle Tennessee •
O 25 ..... W ..... 42-14 ..... Austin Peay
N 1 ..... W ..... 21-14 ..... at Indiana State #
N 8 ..... L ..... 17-24 ..... at Murray State •
N 22 ..... L ..... 7-49 ..... Eastern Kentucky •
• - OVC contest
- substitute OVC opponent
^ - Thursday Game

1998
Bob Spoo, head coach ..... **6-5 / 4-3**
S 3 ^ ..... W ..... 24-7 ..... Saint Joseph's (IN)
S 12 ..... L ..... 0-48 ..... at Central Florida
S 19 ..... W ..... 24-10 ..... at Northern Illinois
S 26 ..... W ..... 13-6 ..... Tennessee Tech •
O 3 ..... W ..... 35-33 ..... Southeast Missouri •
O 17 ..... L ..... 22-36 ..... Illinois State
O 24 ..... W ..... 35-32 ..... at Middle Tennessee •
O 31 ..... L ..... 21-27 ..... Tennessee State •
N 7 ..... L ..... 21-35 ..... Murray State •
N 14 ..... W ..... 56-35 ..... at Tennessee-Martin •
N 21 ..... L ..... 24-28 ..... at Eastern Kentucky •
• - OVC contest
^ - Thursday Game

1999
Bob Spoo, head coach ..... **2-10 / 2-5**
S 2 ^ ..... L ..... 17-33 ..... at Central Michigan
S 11 ..... L ..... 27-31 ..... at Hawaii
S 18 ..... L ..... 6-34 ..... Southern Illinois
S 25 ..... W ..... 42-21 ..... Tennessee-Martin •
O 2 ..... L ..... 21-31 ..... at Central Florida
O 9 ..... L ..... 25-43 ..... at Tennessee State •
O 16 ..... L ..... 32-37 ..... at Murray State •
O 23 ..... L ..... 7-14 ..... Tennessee Tech •
O 30 ..... L ..... 15-38 ..... Western Kentucky •
N 6 ..... L ..... 38-45 ..... at Southeast Missouri •
N 13 ..... L ..... 17-24 ..... Illinois State
N 20 ..... W ..... 20-14 ..... at Eastern Kentucky •
• - OVC contest
^ Thursday Game
100th year of Panther Football

2000

Bob Spoo, head coach ..... **8-4 / 6-1**

A 31 ^	W	42-24	at Indiana State	
S 9	W	72-0	Kentucky Wesleyan	
S 16	L	26-31	at Toledo	
S 23	W	42-7	at Tennessee-Martin	•
O 7	W	33-19	Tennessee State	•
O 14	W	48-7	Murray State	•
O 21	W	27-16	at Tennessee Tech	•
O 28	L	12-34	at Western Kentucky	•
N 4	W	38-9	Southeast Missouri	•
N 11L	41-44 (2-OT)		at Illinois State	
N 18	W	49-6	Eastern Kentucky	•
N 25	L	13-45	at Montana	+

• - OVC contest
^ - Thursday Game
+ - NCAA I-AA First Round

NCAA I-AA FIRST ROUND
Montana 45 • EIU Panthers 13
November 25, 2000 • Missoula, Montana

No. 1 ranked Montana ended the Panthers trip to the 2000 NCAA I-AA playoffs as the Grizzlies scored four second half touchdowns en route to a 45-13 victory... Eastern's Tony Romo threw for 212 yards and two TDs but the Panthers could only generate 99 yards rushing...Andre Raymond had 108 all-purpose yards and Nick Ricks had 10 tackles including three for loss...Obinno Coley intercepted two passes and knocked down three.

2001

Bob Spoo, head coach ..... **9-2 / 6-0**

S 8	W	44-14	Indiana State	
S 15	at Illinois State *(cancelled due to 9/11 tragedy)*			
S 22	W	21-14	at Eastern Kentucky	•
S 29	W	44-33	Tennessee Tech	•
O 6	L	7-40	at San Diego State	
O 13	W	12-0	Southeast Missouri	•
O 20	W	49-21	at Southern Illinois	
O 27	W	52-49	Tennessee State	•
N 1 ^	W	56-16	at Tennessee-Martin	•
N 10	W	38-10	at Florida Atlantic	
N 17	W	37-6	Murray State	•
D 1	L	43-49	Northern Iowa	+

• - OVC contest
^ - Thursday Game
+ - NCAA I-AA First Round

NCAA I-AA FIRST ROUND
Northern Iowa 49 • EIU Panthers 43
December 1, 2001 • O'Brien Stadium

Both teams marched up and down the field all day long but the Panthers came up just short losing to Northern Iowa, 49-43, in the first round of the 2001 NCAA I-AA playoffs at O'Brien Stadium. The two teams combined for 92 points and 1001 total yards but EIU could not contain Adam Benge who rushed for 177 yards and four touchdowns. Trailing 49-36, Eastern stopped the visiting purple Panthers at midfield with five minutes remaining and drove 49 yards in eight plays to score on a three yard pass from Tony Romo to Brandon Robinson to pull within six at 49-43 with 1:29 left in the game. But UNI recovered the onside kick and ran out the clock. Romo completed 22-34-2 for 386 yards and five touchdown passes. Frank Cutolo caught 11 passes for 217 yards and three TDs. J.R. Taylor ran 22 times for 154 yards and Robinson returned six kickoffs for 142 yards. Fred Miller led the defense with 15 tackles.

2002

Bob Spoo, head coach ..... **8-4 / 5-1**

A 31	L	36-61	at Hawai'i	
S 14	L	13-63	at Kansas State	
S 21	W	26-19	Indiana State	
S 28	W	45-10	Illinois State	
O 5	W	35-28	at Tennessee Tech	•
O 12	W	25-24	Eastern Kentucky	•
O 19	W	44-27	at Southeast Missouri	•
N 2	W	54-48	at Tennessee State	•
N 9	W	55-43	Tennessee-Martin	•
N 16	W	47-6	Florida Atlantic	
N 23	L	35-37	at Murray State	•
N 30	L	9-48	at Western Illinois	+

• - OVC contest
+ - NCAA I-AA First Round

NCAA I-AA FIRST ROUND
Western Illinois 48 • EIU Panthers 9
November 30, 2002 • Macomb, Illinois

The Panthers could not stop Western Illinois' No. 2 ranked Leathernecks resulting in a 48-9 first round loss in Macomb. The WIU defense held the Panthers offense to its lowest point total of the year. EIU had only 56 yards rushing and just one touchdown, a third quarter 30 yard pass from Tony Romo to Andre Raymond. He completed 21-44 passes for 220 yards but was sacked three times, fumbled once and threw an interception. Raymond had three kickoff returns for 108 yards and caught seven passes for 77 yards but had minus 29 yards rushing. J.R. Taylor, the nation's No. 2 rusher, had 88 yards on 18 carries. WIU (11-1) scored two of its seven touchdowns on punt returns, one of which came on a blocked punt. The Leathernecks had 365 yards total offense to 276 for EIU. Western had significant field position all day due partially to the cold, windy weather conditions. WIU's punter averaged 43.7 yards on six kicks while EIU had a 24.9 average for 12 punts. Nick Ricks led the defense with nine tackles while Terrance Sanders came off the bench to get eight.

2003

Bob Spoo, head coach ..... **4-8 / 3-5**

A 30	W	27-0	California (PA)	
S 13	L	0-37	at Missouri	
S 20	L	14-21	Illinois State	
S 27	L	7-23	at Indiana State	
O 4	L	17-30	at Southeast Missouri	•
O 11	L	0-41	Eastern Kentucky	•
O 18	W	27-17	at Murray State	•
O 25	W	29-12	Tennessee-Martin	•
N 1	L	14-24	at Tennessee State	•
N 8	W	37-10	Tennessee Tech	•
N 15	L	24-36	at Jacksonville State	•
N 22	L	14-17	Samford	•

• - OVC contest

2004

Bob Spoo, head coach ..... **5-6 / 4-4**

S 11	L	30-33 (OT)	Indiana State	
S 18	L	31-35	at Illinois State	
S 25	W	31-28	at Eastern Michigan	
O 2	W	35-28	Southeast Missouri	•
O 9	L	6-49	at Eastern Kentucky	•
O 16	W	24-9	Murray State	•
O 23	L	14-32	at Tennessee-Martin	•
O 30	W	34-24	Tennessee State	•
N 6	L	37-40 (OT)	at Tennessee Tech	•
N 13	L	21-31	Jacksonville State	•
N 20	W	28-14	at Samford	•

• - OVC contest

2005

Bob Spoo, head coach ..... **9-3 / 8-0**

S 1 ^	W	24-13	at Indiana State	
S 10	L	10-45	at Brigham Young	
S 17	L	6-27	Illinois State	
S 24	W	43-14	Samford	•
O 8	W	48-24	at Southeast Missouri	•
O 15	W	53-22	Eastern Kentucky	•
O 22	W	35-28	at Murray State	•
O 29	W	26-7	Tennessee-Martin	•
N 5	W	27-3	at Tennessee State	•
N 12	W	31-20	Tennessee Tech	•
N 19	W	10-6	at Jacksonville State	•
N 26	L	6-21	Southern Illinois	+

• - OVC contest
^ - Thursday Game
+ - NCAA I-AA First Round

NCAA I-AA FIRST ROUND
Southern Illinois 21 • EIU Panthers 6
November 26, 2005 • O'Brien Stadium

Eastern's defense held Southern Illinois to just 298 yards total yards but tailback Arkee Whitlock ran for three touchdowns as the Salukis eliminated the Panthers, 21-6, in the first round of the NCAA I-AA playoffs. Eastern took the opening drive and got on the scoreboard first with a 32 yard field goal by Zach Yates at 10:13 of the first quarter. Whitlock, who rushed for 89 yards, scored on a six yard run with one minute left to give SIU a 7-3 lead. His five yard run early in the third quarter put Southern up 14-3. The Panthers responded again with a 34 yard field goal by Tyler Wilke to cut the lead to 14-6. SIU's Craig Coffin missed a 39 yard field goal attempt but the Saluki defense forced Eastern into a fourth and five situation from its own 26 yard line with just under nine minutes remaining. The Panthers faked a punt but punter Tom Schofield's pass was incomplete giving SIU the ball. The Salukis drove 26 yards in just five plays with Whitlock scoring on a three yard run with 5:13 left in the game. The Panthers ran 72 plays to Southern's 55. Neither team could get much going on the ground as SIU had just 109 yards rushing compared to just 100 for the Eastern.

2006

Bob Spoo, head coach ..... **8-5 / 7-1**
Mark Hutson - acting head coach

S 2	L	17-42	at Illinois	
S 9	W	31-21	Indiana State	
S 16	L	30-44	at Illinois State	
S 23	W	24-13	at Samford	•
S 30	L	9-44	at Hawai'i	
O 7	W	21-0	Southeast Missouri	•
O 14	W	28-21	at Eastern Kentucky	•
O 21	W	20-10	Murray State	•
O 28	L	9-15	at Tennessee Martin	•
N 4	W	29-3	Tennessee State	•
N 11	W	38-14	at Tennessee Tech	•
N 18	W	28-24	Jacksonville State	•
N 25	L	13-24	Illinois State	+

• - OVC contest
+ - NCAA FCS First Round

NCAA FCS FIRST ROUND
Illinois State 24, EIU Panthers 13
November 25, 2006 • O'Brien Stadium

Eastern Illinois fans thought the Panthers had secured their first NCAA playoff win since the 1989 season when senior corner back Terrance Sanders scored on an 87 yard interception return in the fourth quarter. Illinois State (9-3) was able to battle back with a go ahead touchdown with just over two minutes remaining to crush the Panthers (8-5) dreams with a 24-13 win. In a day when offensive scoring was at a premium, Illinois State was able to score the game's only offensive touchdown as Pierre Rembert capped a four play, 49-yard drive with a 18 yard run up the middle. That gave the Redbirds a 17-13 lead. Eastern Illinois attempted to mount a game winning drive of its own but Jesse Caesar picked off a Cole Stinson pass and raced 45 yards for an insurance touchdown. Jason Tate had scored on a 41-yard interception return with 5:35 left in the second quarter to give ISU a 10-6 halftime lead.

2007
Bob Spoo, head coach ..... **8-4 / 7-1**

A 30^	W	45-25	Tennessee Tech	•
S 8	L	6-52	at Purdue	
S 15	L	21-24	Illinois State	
S 22	W	54-20	at Indiana State	
S 29	W	31-16	at Southeast Missouri	•
O 6	L	21-28	Eastern Kentucky	•
O 13	W	27-24	at Murray State	•
O 20	W	29-23	Tennessee Martin	•
O 27	W	38-35	at Tennessee State	•
N 10	W	37-23	at Jacksonville State	•
N 17	W	33-17	Samford	•
N 24	L	11-30	at Southern Illinois	+

• - OVC contest
^ - Thursday Game
+ - NCAA FCS First Round

NCAA FCS First Round
Southern Illinois 30, Eastern Illinois 11
November 24 • Carbondale, Illinois

Eastern Illinois made its third straight FCS playoff appearance and was matched against No. 4 national seed Southern Illinois. The Salukis converted two first half EIU turnovers into ten points and led 20-0 at the break en route to a 30-11 win. EIU scored on a Tyler Wilke field goal in the third quarter and Jordan Campanella touchdown reception midway through the fourth but never threatened. SIU outgained EIU 402-179 in total offense.

2008
Bob Spoo, head coach ..... **5-7 / 3-5**

A 28^	L	12-31	at Central Michigan	
S 5	L	21-47	at Illinois	
S 13	W	38-3	Indiana State	
S 20	W	25-21	at Illinois State	
S 27	L	10-23	Jacksonville State	•
O 9^	L	26-29	at UT Martin	•
O 18	W	24-21	Southeast Missouri	•
O 25	L	7-20	at Eastern Kentucky	•
N 1	W	34-6	Murray State	•
N 8	L	24-45	at Tennessee State	•
N 15	L	13-15	Austin Peay	•
N 22	W	38-20	at Tennessee Tech	•

• - OVC contest
^ - Thursday Game

2009
Bob Spoo, head coach ..... **8-4 / 6-2**

S 3^	W	31-6	Illinois State	
S 12	W	31-0	at Indiana State	
S 19	W	23-14	at Southeast Missouri	•
S 26	W	30-20	at Austin Peay	•
O 3	L	31-36	Eastern Kentucky	•
O 10	L	3-52	at Penn State	
O 17	W	23-15	Tennessee Tech	•
O 24	W	28-20	at Jacksonville State	•
O 31	W	16-10	at Murray State	•
N 14	W	49-13	UT Martin	•
N 19^	L	10-21	Tennessee State	•
N 28	L	7-48	at Southern Illinois	+

• - OVC contest
^ - Thursday Game
+ - NCAA FCS First Round

NCAA FCS First Round
Southern Illinois 48, Eastern Illinois 7
November 28 • Carbondale, Illinois

Eastern Illinois scored on its first offensive possesion on an 11-yard end-around by Lorence Ricks on fourth down as the Panthers struck early at No. 1 Southern Illinois. Following that drive EIU would turn the ball over six times including five fumbles as the Salukis scored 48 unanswered points with drives starting inside of Panther territory. Mon Williams finished with 107 yards rushing but EIU was outgained on the ground 323 to 109. Nick Nasti led EIU with 14 tackles including 10 solo stops.

2010
Bob Spoo, head coach ..... **2-9 / 2-6**

S 4	L	7-37	at Iowa	
S 11	L	7-37	Central Arkansas	
S 18	L	10-20	at UT Martin	•
S 24	L	23-28	Jacksonville State	•
O 2	L	13-28	Southeast Missouri	•
O 9	L	7-35	at Eastern Kentucky	•
O 16	L	20-34	at Tennessee Tech	•
O 23	L	28-38	Murray State	•
O 30	W	28-10	Austin Peay	•
N 6	W	31-28 (ot)	at Tennessee State	•
N 13	L	23-27	at Illinois State	

• - OVC contest

2011
Bob Spoo, head coach ..... **2-9 / 1-7**

S 1^	W	33-26	Illinois State	
S 10	L	21-42	at Northwestern	
S 17	L	20-31	Tennessee Tech	•
S 24	L	21-28	at Jacksonville State	•
O 1	L	30-37	at Southeast Missouri	•
O 8	L	16-48	Eastern Kentucky	•
O 15	L	27-36	at Murray State	•
O 22	L	23-24	UT Martin	•
O 29	W	19-10	at Austin Peay	•
N 5	L	17-18	Tennessee State	•
N 11	L	28-45	at Southern Illinois	

• - OVC contest
^ - Thursday Game

2012
Dino Babers, head coach ..... **7-5 / 6-1**

A 30^	W	49-28	Southern Illinois	
S 8	L	21-52	at Western Michigan	
S 15	L	51-54 (2ot)	at Illinois State	
S 22	W	50-49 (ot)	Murray State	•
S 29	W	65-15	Austin Peay	•
O 6	L	37-51	at UT Martin	•
O 13	W	31-28	Jacksonville State	•
O 27	W	24-7	at Eastern Kentucky	•
N 3	W	31-24	at Tennessee Tech	•
N 10	W	39-20	Southeast Missouri	•
N 17	L	30-48	at Central Arkansas	
N 24	L	10-58	at South Dakota State	+

• - OVC contest
^ - Thursday Game
+ - NCAA FCS First Round

NCAA FCS First Round
South Dakota State 58, Eastern Illinois 10
November 24 • Brookings, South Dakota

South Dakota State broke open a 10-3 game with 24 unanswered points in the second quarter as the Jackrabbits beat Eastern Illinois in the opening round of the FCS playoffs. EIU scored to open the second quarter on a Cameron Berra field goal. Jake Walker added a touchdown run early in the fourth quarter to account for EIU's scoring. Zach Zenner rushed for 295 yards and three touchdowns to pace the SDSU offense. Walker had 125 yards rushing for EIU while Erik Lora hauled in 12 passes for 133 yards.

2013
Dino Babers, head coach ..... **12-2 / 8-0**

A 31	W	40-19	at San Diego State	
S 7	W	40-37 (2ot)	at Southern Illinois	
S 14	W	57-24	Illinois State	
S 21	L	39-43	at Northern Illinois	
S 28	W	42-7	Eastern Kentucky	•
O 10^	W	63-7	at Austin Peay	•
O 19	W	55-33	Southeast Missouri	•
O 26	W	34-16	at Tennessee State	•
N 2	W	56-21	Tennessee Tech	•
N 9	W	37-17	at Murray State	•
N 16	W	52-14	Jacksonville State	•
N 23	W	70-22	at UT Martin	•
D 7	W	51-10	Tennessee State	+
D 13	L	39-49	Towson	#

• - OVC contest
^ - Thursday Game
+ - NCAA FCS Second Round
# - NCAA FCS Quarterfinal Round

NCAA FCS Second Round
Eastern Illinois 51, Tennessee State 10
December 7 • Charleston, Illinois

Eastern Illinois snapped a long FCS playoff drought with a 51-10 victory over Tennessee State in the FCS 2nd round. The Panthers the No. 2 seed in this year's field jumped out to a 37-0 lead at halftime. Jimmy Garoppolo threw for three first half touchdowns hitting Erik Lora, Jeff LePak and Adam Drake. The Panthers tacked on a special teams touchdown as DJ Bland blocked a punt that Anthony Goodman scooped up and scored on from five yards out. Shepard Little rushed for 184 yards and two second half touchdowns as EIU won in the playoffs for the first time since 1989. The Panthers stuffed the TSU run allowing just 45 yards on the ground and 287 yards of total offense. It was the most points EIU has scored in a playoff game and the least number of points the Panthers defense has allowed in the FCS playoffs.

NCAA FCS Quarterfinal
Towson 49, Eastern Illinois 39
December 13 • Charleston, Illinois

Eastern Illinois jumped out to a 14-0 first quarter lead but the Panthers could not slow down Towson running back Terrance West during a 49-39 loss in the FCS quarterfinals. West rushing for an FCS playoff record 354 yards and five touchdowns. Walter Payton Award winning quarterback Jimmy Garoppolo did all he could for the Panthers offense passing for 321 yards with two passing touchdowns and two rushing touchdowns. Senior wide receiver Erik Lora ended his career with 18 catches for 129 yards and one score. EIU tied the game to open the second half and closed to within 3 points to open the fourth quarter. EIU's defense could not find an answer for West or the Tigers as they rushed for 472 total yards and seven rushing touchdowns.

2014
Kim Dameron, head coach ..... **5-7 / 5-3**

A 28	L	20-42	at Minnesota	^
S 6	L	21-38	Southern Illinois	
S 13	L	15-34	at Illinois State	
S 20	W	63-7	Austin Peay	•
S 27	L	19-34	at Ohio	
O 11	L	33-36 (ot)	at Eastern Kentucky	•
O 18	W	52-13	at Southeast Missouri	•
O 25	W	28-3	Tennessee State	•
N 1	W	41-10	at Tennessee Tech	•
N 8	W	48-26	Murray State	•
N 15	L	20-27	at Jacksonville State	•
N 22	L	16-37	UT Martin	•

• - OVC contest
^ - Thursday Game

EASTERN ILLINOIS NCAA FCS PLAYOFFS HISTORY

2013
2nd Round @ Charleston, Ill. -- Eastern Illinois def. Tennessee State, 51-10
Quarterfinal @ Charleston, Ill. -- Towson def. Eastern Illinois, 49-39

2012
1st Round @ Brookings, SD. -- South Dakota State def. Eastern Illinois, 58-10

2009
1st Round @ Carbondale, Ill. -- Southern Illinois def. Eastern Illinois, 48-7

2007
1st Round @ Carbondale, Ill. -- Southern Illinois def. Eastern Illinois, 30-11

2006
1st Round @ Charleston, Ill. -- Illinois State def. Eastern Illinois, 24-13

2005
1st Round @ Charleston, Ill. -- Southern Illinois def. Eastern Illinois, 21-6

2002
1st Round @ McComb, Ill. -- Western Illinois def. Eastern Illinois, 48-9

2001
1st Round @ Charleston, Ill. -- Northern Iowa def. Eastern Illinois, 49-43

2000
1st Round @ Missoula, Mont. -- Montana def. Eastern Illinois, 45-13

1996
1st Round @ Cedar Falls, Iowa -- Northern Iowa def. Eastern Illinois, 21-14

1995
1st Round @ Nacogdoches, Texas -- Stephen F. Austin def. Eastern Illinois, 34-29

1989
1st Round @ Moscow, Idaho -- Eastern Illinois def. Idaho, 38-21
Quarterfinal @ Missoula, Mont. -- Montana def. Eastern Illinois, 25-19

1986
1st Round @ Charleston, Ill. -- Eastern Illinois def. Murray State, 28-21
Quarterfinal @ Charleston, Ill. -- Eastern Kentucky def. Eastern Illinois, 24-22

1983
1st Round @ Terre Haute, Ind. -- Indiana State def. Eastern Illinois, 16-13 (2OT)

1982
1st Round @ Charleston, Ill. -- Eastern Illinois def. Jackson State, 16-13 (OT)
Quarterfinal @ Nashville, Tenn. -- Tennessee State def. Eastern Illinois, 20-19
TSU win later vacated due to use of ineligible player

All-Time FCS Playoff Record: 4-15
Home Record: 3-5
Road Record: 1-10

Division II Playoffs

1978 (National Champions)
Eastern Illinois def. UC Davis, 35-31
Eastern Illinois def. Youngstown State, 26-22
Eastern Illinois def. Delaware, 10-9

1980 (National Runners-up)
Eastern Illinois def. Northern Colorado, 21-14
Eastern Illinois def. Northern Alabama, 56-31
Cal Poly def. Eastern Illinois, 21-13

*** Note *** Eastern Illinois has now made the NCAA FCS Playoffs 15 times since joining that level of football in 1981. The 15 playoff appearances currently ranks 7th among active FCS level schools.

ALL-TIME NCAA PLAYOFF APPEARANCES (By School)

School	# Appearances (Last)
Montana	23 (2014)
Eastern Kentucky	21 (2014)
* Appalachian State	20 (2012)
* Georgia Southern	19 (2012)
Northern Iowa	17 (2014)
Furman	16 (2013)
EASTERN ILLINOIS	**15 (2013)**
McNeese State	15 (2013)
Delaware	15 (2010)
New Hampshire	13 (2014)
Jackson State	12 (1997)
Youngstown State	11 (2006)
* Idaho	11 (1995)

** currently plays at the FBS level*

FCS PLAYOFF APPEARANCES (BY COACH)

1	.. Roy Kidd (Eastern Kentucky)	17
	... Jerry Moore (Appalachian State)	17
3	... Tubby Raymond (Delaware)	11
4	... Sean McDonnell (New Hampshire)	10 *
	... Andy Talley (Villanova)	10 *
	... Jim Tressel (Youngstown State)	10
7	... Jimmye Laycock (William & Mary)	9 *
	... **BOB SPOO (EASTERN ILLINOIS)**	**9**
	... W.C. Gorden (Jackson State)	9

* denotes active coach

NCAA PLAYOFF APPEARANCES SINCE 2000 (By School)

School	# Appearances (Last)
Montana	13 (2014)
New Hampshire	11 (2014)
Appalachian State *	11 (2012)
EASTERN ILLINOIS	**9 (2013)**
Georgia Southern *	8 (2012)
McNeese State	8 (2012)

** moved to the FBS level in 2013*

EASTERN ILLINOIS NCAA FCS PLAYOFF RECORDS

SINGLE GAME RECORDS

PASSING YARDS
398..... Sean Payton vs. Murray State (Nov. 29, 1986)

PASSING TOUCHDOWNS
5..... Tony Romo vs. Northern Iowa (Dec. 1, 2001)

PASSING COMPLETIONS
38..... Jimmy Garoppolo vs. Towson (Dec. 13, 2013)

RUSHING YARDS
184..... Shepard Little vs. Tennessee State (Dec. 7, 2013)

TOUCHDOWNS
3..... Frank Cutolo vs. Northern Iowa (Dec. 1, 2001)

RECEPTIONS
18..... Erik Lora vs. Towson (Dec. 13, 2013) (FCS Record)

RECEIVING YARDS
217..... Frank Cutolo vs. Northern Iowa (Dec. 1, 2001)

LONGEST FIELD GOAL
47..... Zach Yates vs. Illinois State (Nov. 25, 2006)

TACKLES
17..... Tristan Burge vs. Illinois State (Nov. 25, 2006)
..... Jeff Mills at Montana (Dec. 2, 1989)

SOLO TACKLES
10..... Nick Nasti at Southern Illinois (Nov. 28, 2009)

SACKS
2..... Pierre Walters vs. Illinois State (Nov. 25, 2006)

INTERCEPTIONS
2..... Donald Thomas vs. Illinois State (Nov. 25, 2006)
..... Obinno Coley at Montana (Nov. 25, 2000)

CAREER RECORDS

PASSING YARDS
873..... Sean Payton (1983-86)

PASSING TOUCHDOWNS
8..... Tony Romo (2000-02)

PASSING COMPLETIONS
80..... Jimmy Garoppolo (2010-13)

RUSHING YARDS
242..... Shepard Little (2013)

TOUCHDOWNS
3..... Frank Cutolo (2000-01)

RECEPTIONS
36..... Erik Lora (2009-13)

RECEIVING YARDS
366..... Erik Lora (2009-13)

FIELD GOALS MADE
5..... Dave Straugh (1982)

TACKLES
43..... Jeff Mills (1986-89)

SOLO TACKLES
21..... Nick Ricks (2000-02)

SACKS
2..... Pierre Walters (2006-07)

INTERCEPTIONS
2..... Donald Thomas (2006-07)
..... Obinno Coley (2000)



Coach Bob Spoo and the Panthers celebrate the first of four Ohio Valley Conference championships back in 2001. The 2001 EIU squad swept the OVC winning all six league games. It was Eastern's first undefeated conference title since the 1983 Panthers won every game in the former Mid-Continent Conference.



Wide receiver Erik Lora set the FCS single season record for pass receptions during the 2012 season. He ended his career in an FCS playoff quarterfinal round loss to Towson setting the FCS single game playoff record with 18 pass receptions.



2nd Annual Corn Bowl
November 25, 1948 (Thanksgiving Day)

Illinois Wesleyan - 6
Eastern Illinois - 0



Eastern Illinois (the champion of the Illinois Intercollegiate Athletic Conference) and Illinois Wesleyan (the champion of the College Conference of Illinois) met on the gridiron on Thanksgiving Day, 1948 in the second annual Corn Bowl played in Bloomington, Illinois. The 8,000 fans attending that day's game marked the largest crowd in the existence of the short-lived bowl sponsored by the Hybird Seed Corn Breeders Company.

Bob Lush scored the game's lone touchdown plunging over from 1-yard out with 1:20 left to play in the fourth quarter to give Illinois Wesleyan the 6-0 win.

EIU would drive the ball inside the IWU 35 yard line on four occasions during the game including reaching the 2-yard line where the Panthers were turned away. IWU's other scoring chance included a missed 24-yard field goal.

EIU passed for only 63 yards on the day and the ground game which had carried the Panthers to the IIAC regular season title was shut down.

EIU's starting 11 in the contest were - Gross and Cox (ends), Carlyle and Pitol (tackles), Sexson (center), Tschannen and Baker (guards), Sweet (fullback), Lopinski (quarterback), Johnson and Benoche (halfbacks).

All-Time Corn Bowl Results
1947 - Southern Illinois 21 North Central College 0
1948 - Illinois Wesleyan 6 Eastern Illinois 0
1949 - Western Illinois 13 Wheaton 0
1950 - Missouri-Rolla 7 Illinois State 6
1951 - Lewis 21 William Jewell 12
1953 - Western Illinois 32 Iowa Wesleyan 0
1955 - Luther 24 Western Illinois 20

1978 D-II Quarterfinals
Nov. 25, 1978
Eastern Illinois 35
UC Davis 31

Davis, Calif.
ToomeyField (A: 8,500)

Scoring	1	2	3	4	Final
Eastern Illinois	**7**	**7**	**21**	**0**	**35**
UC Davis	10	0	0	21	31

FIRST QUARTER
UCD - Holmquist 44 field goal (11:29)
EIU - McGhee 25 pass from Turk (DiMartino kick) (4:40)
UCD - Austin 6 run (Holmquist kick) (0:43)

SECOND QUARTER
EIU - Denton 1 run (3:18)

THIRD QUARTER
EIU - Campana 72 punt return (DiMartino kick) (13:34)
EIU - McGhee 42 pass from Cobb (DiMartino kick) (11:56)
EIU - Forster 37 pass from Turk (DiMartino kick) (4:53)

FOURTH QUARTER
UCD - Ellison 62 pass from Moroski (Holmquist kick) (14:20)
UCD - Wheeler 1 run (Moroski run) (10:15)
UCD - Ellison 4 pass from Lucido (run failed) (0:01)

TEAM STATS .....EIU ..... UCD

	EIU	UCD
First Downs	17	15
Rushes-Yards	47-115	27-74
Passing-Yards	206	358
Comp-Att-Int	16-40-1	25-50-3
Total Offense	321	432
Fumbles-Lost	1-0	3-3
Penalties-Yards	3-38	9-106
Int Returns-Yards-TD	3-85-0	1-10-0
Time of Possession	31:11	28:49
Sacks-Yards	n/a	n/a

LEADERS

RUSHING (No-Yds-TD)
EIU - Cobb (22-56-0), Forster (12-30-0)
UCD - Wheeler (12-44-0), Austin (8-30-0)

PASSING (Att-Cmp-Int-Yds-TD)
EIU - Turk (39-15-1-164-2), Cobb (1-1-0-42-1)
UCD - Moroski (49-24-3-354-1)

RECEIVING (No -Yds -TD)
EIU - Forster (5-54-1), McGhee 3-80-2)
UCD - Ellison (9-168-2), Zimmerman (5-64-0)

DEFENSE (Tackles - Solo, Assist, TFL)
EIU - Defensive stats not available
UCD - Defensive stats not avialable

RECAP

Mark Campana returned a punt 72-yards for a touchdown to open the third quarter and Eastern Illinois tacked on two more touchdowns as the Panthers knocked off UC Davis 35-31 in the NCAA Division II playoff opening round. Leading 14-10 at the half, EIU increased the lead to 21-10 on Campana's long punt return. EIU then recovered a fumble on the next UCD drive and scored on a halfback pass from Poke Cobb to Scott McGhee covering 42 yards. EIU's final score in the quarter was on a Steve Turk screen pass to Jeff Forster. UC Davis scored three touchdowns in the fourth quarter including one in the final five seconds to close the game. It marked EIU's first post-season win and only second post-season appearance in school history following a loss in the 1948 Corn Bowl.

1978 D-II Semifinals
Dec. 2, 1978

Youngstown State 22
Eastern Illinois 26

Charleston, Ill.
O'Brien Field (A: 8,000)

Scoring	1	2	3	4	Final
Youngstown State	6	13	3	0	22
Eastern Illinois	**14**	**0**	**0**	**12**	**26**

FIRST QUARTER
EIU - Campana 90 kick return (DiMartino kick) (14:48)
YSU - Robson 1 run (kick failed) (4:08)
EIU - Denton 5 run (DiMartino kick) (2:50)

SECOND QUARTER
YSU - Brumfield 6 run (pass failed) (6:57)
YSU - Dumas 8 run (Haynall kick) (3:28)

THIRD QUARTER
YSU - Haynall 42 field goal (6:21)

FOURTH QUARTER
EIU - Warring 12 pass from Turk (pass failed) (5:15)
EIU - Cobb 3 run (pass failed) (4:04)

TEAM STATS .....EIU .....YSU

First Downs	15	19
Rushes-Yards	38-92	66-245
Passing-Yards	174	7
Comp-Att-Int	14-27-5	1-12-3
Total Offense	266	252
Fumbles-Lost	3-1	2-1
Penalties-Yards	8-52	6-42
Int Returns-Yards-TD	3-30-0	5-5-0
Time of Possession	25:06	34:54
Sacks-Yards	n/a	n/a

LEADERS

RUSHING (No-Yds-TD)
EIU - Cobb (15-53-1), Forster (11-47-0)
YSU - Brumfield (25-116-1), Dumas (22-101-1)

PASSING (Att-Cmp-Int-Yds-TD)
EIU - Turk (27-14-5-174-1)
YSU - Snoddy (12-1-3-7-0)

RECEIVING (No -Yds -TD)
EIU - Warring (10-107-1), Cobb (2-41-0)
YSU - Dumas (1-7-0)

DEFENSE (Tackles - Solo, Assist, TFL)
EIU - Melvin (3-14-0), Parker (3-10-13), Catan (0-10-3)
YSU - Defensive stats not available

RECAP

Eastern Illinois rallied to score two touchdowns in the fourth quarter as the Panthers knocked off Youngstown State, 26-22, in the NCAA Division II semifinals. Earlier in the season YSU had beaten EIU 40-24 in Youngstown. EIU opened the game with Mark Campana returning the opening kick 90 yards for a score. Lonnie Denton gave the Panthers a 14-6 lead with a 5-yard run at the end of the first quarter. Heading into the fourth quarter EIU trailed 22-14. James Warring caught a 12-yard touchdown pass and Poke Cobb scored from 3-yards out to account for the touchdowns. EIU failed on both fourth quarter two-point conversion attempts. The Panther defense held YSU to only seven yards passing as Randy Melvin recorded 17 tackles. Wilbert James had a pair of interceptions.

1978 D-II Championship
Dec. 9, 1978

Eastern Illinois 10
Delaware 9

Longview, Texas
Lobo Stadium (A: 5,500)

Scoring	1	2	3	4	Final
Eastern Illinois	**3**	**0**	**7**	**0**	**10**
Delaware	3	6	0	0	9

FIRST QUARTER
EIU - DiMartino 28 field goal (8:44)
UD - Kennedy 19 field goal (1:31)

SECOND QUARTER
UD - Mills 8 pass from Komlo (kick failed) (1:35)

THIRD QUARTER
EIU - Cobb 1 run (DiMartino kick) (13:08)

TEAM STATS .....EIU .....UD

First Downs	26	16
Rushes-Yards	44-115	48-104
Passing-Yards	201	250
Comp-Att-Int	13-35-1	21-35-1
Total Offense	316	354
Fumbles-Lost	1-0	6-4
Penalties-Yards	3-12	2-39
Int Returns-Yards-TD	1-10	1-51-0
Time of Possession	29:16	30:44
Sacks-Yards	n/a	n/a

LEADERS

RUSHING (No-Yds-TD)
EIU - Cobb (23-101-1), Forster (12-34-0)
UD - Ciccone (17-46-0), Sully (7-32-0)

PASSING (Att-Cmp-Int-Yds-TD)
EIU - Turk (34-13-1-201-0)
UD - Komlo (35-21-1-250-1)

RECEIVING (No -Yds -TD)
EIU - Warring (6-82-0), Forster (4-46-0)
UD - Ravettine (11-156-0), Bistrian (2-28-0)

DEFENSE (Tackles - Solo, Assist, TFL)
EIU - Jeske (17-4-0), Parker (12-2-3), Pittman (9-4-2)
UD - Panik (17-0-0), Keeler (10-5-1)

RECAP

Poke Cobb rushed for 101 yards and scored what proved to be the game winning touchdown in the third quarter as Eastern Illinois completed its program turnaround winning the NCAA Division II National Championship, 10-9, over Delaware. Cobb's score came on the opening drive of the third quarter after EIU had trailed 10-3 at the half. Delaware missed a field goal with :02 seconds left in the contest from 45-yards out as Steve Parker pressured the kick. EIU forced seven Delaware turnovers in the win. Ray Jeske led the defense with 21 tackles including 17 solo stops. The Panthers finished the season 12-2 after not having had a winning season since 1961.

1980 D-II Quarterfinals
Nov. 29, 1980

Northern Colorado 14
Eastern Illinois 21

Charleston, Ill.
O'Brien Field (A: 3,500)

Scoring	1	2	3	4	Final
Northern Colorado	7	0	0	7	14
Eastern Illinois	**14**	**7**	**0**	**0**	**21**

FIRST QUARTER
UNC - Nauslar 24 interception return (Jelden kick) (14:16)
EIU - McGhee 13 pass from Wright (DeLong kick) (9:52)
EIU - Davis 1 run (DeLong kick) (4:15)

SECOND QUARTER
EIU - Wright 1 run (DeLong kick) (13:32)

FOURTH QUARTER
UNC - Winslow 1 run (Jelden kick) (11:52)

TEAM STATS .....EIU ..... UNC

First Downs	20	6
Rushes-Yards	41-107	38-93
Passing-Yards	200	51
Comp-Att-Int	18-35-3	7-12-0
Total Offense	307	144
Fumbles-Lost	0-0	3-2
Penalties-Yards	8-92	6-48
Int Returns-Yards-TD	0-0-0	3-24-1
Time of Possession	27:42	32:18
Sacks-Yards	n/a	n/a

LEADERS

RUSHING (No-Yds-TD)
EIU - Staple (19-74-0), Slaughter (12-37-0)
UNC - Bright (16-73-0), Bixler (4-42-0)

PASSING (Att-Cmp-Int-Yds-TD)
EIU - Wright (22-12-2-140-1), Christensen (13-6-1-60-0)
UNC - Winslow (12-7-0-51-0)

RECEIVING (No -Yds -TD)
EIU - Mehalic (6-58-0), Slaughter (7-55-0)
UNC - Bright (4-27-0)

DEFENSE (Tackles - Solo, Assist, TFL)
EIU - Lee (1-11-1), Melvin (2-9-3)
UNC - Defensive stats not available for UNC

RECAP

Deacon Nauslar returned an interception 24 yards in the opening minute to give Northern Colorado an early 7-0 lead. Eastern Illinois would score the next 21 points of the contest as they won 21-14 over the Bears in the opening round of the NCAA Division II playoffs. It was the Panthers fourth straight D-II playoff victory. Scott McGhee caught a pass from Chuck Wright to open the Panthers scoring in the first quarter. Wright later scored on a quarterback keeper in the second quarter. EIU's defense was led by Alonzo Lee with 11 tackles and Randy Melvin with 11.



1980 D-II Semifinals
Dec. 6, 1980
Eastern Illinois 56
North Alabama..... 31

Florence, Ala.
Braly Stadium (A: 10,000)

Scoring	1	2	3	4	Final
Eastern Illinois	**7**	**21**	**14**	**14**	**56**
North Alabama	10	14	0	7	31

FIRST QUARTER
UNA - Riley 63 run (McMurrain kick) (14:13)
EIU - Staple 7 run (DeLong kick) (11:10)
UNA - McMurrain 47 field goal (5:52)

SECOND QUARTER
UNA - Fletcher 6 run (McMurrain kick) (14:48)
EIU - Staple 3 run (kick failed) (13:03)
UNA - Brown 17 pass from Riley (McMurrain kick) (6:34)
EIU - McGhee 22 pass from Wright (Staple run) (1:48)
EIU - Trepanier recovers blocked punt (DeLong kick) (0:03)

THIRD QUARTER
EIU - McGhee 37 pass from Wright (DeLong kick) (6:19)
EIU - Wojnowski 16 fumble return (DeLong kick) (5:34)

FOURTH QUARTER
EIU - Grant 8 pass from Wright (DeLong kick) (6:08)
UNA - Riley 3 run (McMurrain kick) (4:58)
EIU - Christensen 3 run (DeLong kick) (0:12)

TEAM STATS .....EIU ..... UNA

First Downs	24	8
Rushes-Yards	51-231	36-134
Passing-Yards	258	92
Comp-Att-Int	21-34-3	5-12-1
Total Offense	489	226
Fumbles-Lost	1-0	2-2
Penalties-Yards	8-60	4-50
Int Returns-Yards-TD	1-0-0	3-59-0
Time of Possession	39:18	20:42
Sacks-Yards	1-3	2-7

LEADERS

RUSHING (No-Yds-TD)
EIU - Staple (24-120-2), Slaughter (12-86-0)
UNA - Riley (12-67-2), Fletcher (7-32-0)

PASSING (Att-Cmp-Int-Yds-TD)
EIU - Wright (25-15-1-169-3), Christensen (9-6-2-89-0)
UNA - Riley (12-5-1-92-0)

RECEIVING (No -Yds -TD)
EIU - Grant (8-103-1), McGhee (4-91-0)
UNA - Brown (3-57-0)

DEFENSE (Tackles - Solo, Assist, TFL)
EIU - Melvin (5-8-1), Gray (4-3-0), Wojnowski (3-3-1)
UNA - Lowe (6-12-1), Condon (5-10-0)

RECAP

Mike Trepanier recovered a blocked punt in the end zone with three seconds left in the first half that swung momentum in Eastern Illinois favor as the Panthers rolled to a 56-31 win at North Alabama. Scott McGhee's touchdown reception with 1:48 left in the first half brought EIU to within 24-21. Trepanier's recovery gave EIU the lead for good as the Panthers scored three straight touchdowns in the second half to blow open the game. Keith Wojnowski returned a fumble 16 yards for one of the scores. Otis Grant led EIU with seven catches for 103 yards.



1980 D-II Championship
Dec. 13, 1980
Cal Poly..... 21
Eastern Illinois..... 13

Albuquerque, N.M.
University Stadium (A: 2,056)

Scoring	1	2	3	4	Final
Cal Poly	**7**	**0**	**7**	**7**	**21**
Eastern Illinois	0	13	0	0	13

FIRST QUARTER
CP - Martin 42 punt return (Vessella kick) (13:02)

SECOND QUARTER
EIU - Slaughter 2 run (DeLong kick) (14:58)
EIU - Slaughter 1 run (kick failed) (0:59)

THIRD QUARTER
CP - Martin 58 pass from Johnston (Vessella kick) (9:28)

FOURTH QUARTER
CP - Martin 33 pass from Johnston (Vessella kick) (14:02)

TEAM STATS .....EIU .....CP

First Downs	16	15
Rushes-Yards	39-87	44-39
Passing-Yards	263	236
Comp-Att-Int	20-42-2	12-21-1
Total Offense	350	275
Fumbles-Lost	3-2	6-2
Penalties-Yards	11-140	8-68
Int Returns-Yards-TD	1-0	2-0
Time of Possession	31:15	28:45
Sacks-Yards	0	0

LEADERS

RUSHING (No-Yds-TD)
EIU - Slaughter (14-75-2), Staple (16-42-0)
CP - Jackson (20-26-0), Craig (8-24-0)

PASSING (Att-Cmp-Int-Yds-TD)
EIU - Wright (22-11-1-158-0), Christensen (20-9-1-105-0)
CP - Johnston (21-12-1-236-2)

RECEIVING (No -Yds -TD)
EIU - Slaughter (6-122-0), Grant (6-70-0)
CP - Martin (7-164-2), Hanifin (4-73-0)

DEFENSE (Tackles - Solo, Assist, TFL)
EIU - Pittman (4-6-0), Melvin (1-9-0)
CP - Kirchhof (3-6-1), Jones (3-5-0)

RECAP

Cal Poly ended a potential game tying with an interception at the 16 yard line with 54 seconds remaining as the Mustangs beat Eastern Illinois, 21-13 in the NCAA Division II National Championship game. EIU held Cal Poly's running game in check but Robbie Martin scored all three CP touchdowns with two long touchdown receptions and a 42-yard punt return for touchdown. Rod Slaughter carried the load on the ground and in the air for EIU scoring on two short touchdown runs to give the Panthers a 13-7 halftime lead. Slaughter ended the game with 75 yards rushing and 122 yards receiving.



1982 I-AA First Round
Nov. 27, 1982
Jackson State..... 13
Eastern Illinois 16

Charleston, Ill.
O'Brien Field (A: 3,000)

Scoring	1	2	3	4	O1	Final
Jackson State	7	3	3	0	0	13
Eastern Illinois	**0**	**3**	**3**	**7**	**3**	**16**

FIRST QUARTER
JSU - Brown 1 run (Dozier kick) (8:09)

SECOND QUARTER
JSU - Dozier 31 field goal (10:20)
EIU - Strauch 32 field goal (2:13)

THIRD QUARTER
JSU - Dozier 37 field goal (9:34)
EIU - Strauch 23 field goal (3:00)

FOURTH QUARTER
EIU - Blair fumble recovery (Strauch kick) (12:53)

1ST OVERTIME
EIU - Strauch 23 field goal

TEAM STATS .....EIU .....JSU

First Downs	20	16
Rushes-Yards	31-62	36-137
Passing-Yards	308	167
Comp-Att-Int	26-51-3	15-24-1
Total Offense	327	258
Fumbles-Lost	3-0	4-1
Penalties-Yards	3-17	7-70
Int Returns-Yards-TD	1-8-0	3-43-0
Time of Possession	31:59	28:01
Sacks-Yards	2-14	3-23

LEADERS

RUSHING (No-Yds-TD)
EIU - Staple (18-39-0), Nixon (3-7-0)
JSU - Conners (4-39-0), Brown (12-27-1)

PASSING (Att-Cmp-Int-Yds-TD)
EIU - Christensen (50-26-2-308-0)
JSU - McKenzie (24-15-1-167-0)

RECEIVING (No -Yds -TD)
EIU - Wright (10-130-0), Staple (7-57-0)
JSU - Simmons (6-68-0), Burkett (3-36-0)

DEFENSE (Tackles - Solo, Assist, TFL)
EIU - Covington (3-8-0), Williams (4-5-1)
JSU - Grahahm (5-5-2), January (1-6-0)

RECAP

Reggie Taylor forced a Jackson State fumble in overtime that was recovered by Randy McCue as Eastern Illinois picked up its first NCAA I-AA playoff victory, 16-13 in overtime. JSU opened a 10-0 lead in the first half on a 1-yard run by Odis Brown and 31-yard field goal by Eric Dozier. EIU tied the contest early in the fourth quarter as Jerry Wright had the ball stripped from his hands at the two yard line. Pat Blair recovered the ball in the end zone accounting for the Panthers game tying score. Dave Strauch drove home a 23-yard field goal in the extra session to give EIU the win.

1982 I-AA Quarterfinals
Dec. 4, 1982

Eastern Illinois 19
Tennessee State 20

Nashville, Tenn.
Hale Stadium (A: n/a)

Scoring	1	2	3	4	Final
Eastern Illinois	0	6	7	6	19
Tennessee State	**7**	**0**	**13**	**0**	**20**

FIRST QUARTER
TSU - Tate 73 pass from Biggles (Jones kick) (13:59)

SECOND QUARTER
EIU - Strauch 44 field goal (6:49)
EIU - Strauch 36 field goal (3:44)

THIRD QUARTER
EIU - Wright 9 pass from Christensen (Strauch kick) (9:57)
TSU - Jones 19 pass from Ransom (Jones kick) (3:13)
TSU - Tate 6 pass from Ransom (kick failed) (0:05)

FOURTH QUARTER
EIU - Wright 6 pass from Christensen (kick failed) (9:18)

TEAM STATS .....EIU .....TSU

First Downs	20	19
Rushes-Yards	31-132	27-72
Passing-Yards	264	267
Comp-Att-Int	27-48-3	15-32-2
Total Offense	396	339
Fumbles-Lost	2-0	3-1
Penalties-Yards	15-77	12-77
Int Returns-Yards-TD	2-20-0	3-49-0
Time of Possession	33:49	26:11
Sacks-Yards	n/a	n/a

LEADERS

RUSHING (No-Yds-TD)
EIU - Staple (22-112-0)
TSU - Kinnebrew (14-44-0)

PASSING (Att-Cmp-Int-Yds-TD)
EIU - Christensen (48-27-3-264-2)
TSU - Biggles (16-8-2-172-1), Ransom (16-7-0-95-2)

RECEIVING (No -Yds -TD)
EIU - Wright (10-136-2), Staple (5-45-0)
TSU - Tate (5-129-2), Jones (3-53-1)

DEFENSE (Tackles - Solo, Assist, TFL)
EIU - No Defensive Stats Available
TSU - No Defensive Stats Available

RECAP

Eastern Illinois missed a 46-yard field goal attemp with 55 seconds left to play as the Panthers fell at Tennessee State, 20-19 in the second round of the NCAA playoffs. Eastern Illinois and Tennessee State both missed extra points on late touchdowns. TSU scored on the first drive of the game as Golden Tate hauled in a 73-yard pass from Kenneth Biggles. EIU closed the margin to one point on a pair of second quarter Dave Strauch field goals. Jeff Christensen connected twice with Jerry Wright for second half touchdowns as Wright ended the game with ten catches for 136 yards. The NCAA would later rule the game a forfeit by TSU due to the use of ineligible player in the contest.

1983 I-AA First Round
Nov. 26, 1983

Eastern Illinois 13
Indiana State 16 (2ot)

Terre Haute, Ind.
Memorial Stadium (A: 6,222)

Scoring	1	2	3	4	O1	O2	Final
Eastern Illinois	0	0	0	10	3	0	13
Indiana State	0	0	7	3	3	3	16

THIRD QUARTER
INS - Edwards 20 run (Bridges kick) (8:54)

FOURTH QUARTER
EIU - Holomon 20 pass from Payton (Castellanos kick) (11:25)
INS - Bridges 18 field goal (3:12)
EIU - Castellanos 33 field goal (0:03)

1ST OVERTIME
INS - Bridges 26 field goal
EIU - Castellanos 40 field goal

2ND OVERTIME
INS - Bridges 25 field goal

TEAM STATS .....EIU ..... INS

First Downs	13	18
Rushes-Yards	40-131	59-219
Passing-Yards	127	88
Comp-Att-Int	13-34-3	6-11-1
Total Offense	258	307
Fumbles-Lost	0-0	4-3
Penalties-Yards	12-109	8-59
Int Returns-Yards-TD	1-11-0	3-32-0
Time of Possession	27:14	32:46
Sacks-Yards	2-10	2-12

LEADERS

RUSHING (No-Yds-TD)
EIU - Davis (16-65-0), Staple (10-42-0)
INS - Henderson (30-112-0), Edwards (14-73-1)

PASSING (Att-Cmp-Int-Yds-TD)
EIU - Payton (16-7-2-81-1), Rafferty (18-6-1-46-0)
INS - Miller (11-6-1-88-0)

RECEIVING (No -Yds -TD)
EIU - Holomon (7-75-1), Wright (3-31-0)
INS - Kimball (4-68-0), Dawson (2-20-0)

DEFENSE (Tackles - Solo, Assist, TFL)
EIU - Covington (6-9-0), Jackson (4-5-1)
INS - Johson (8-6-0), Davis (9-4-2)

RECAP

Scott Bridges knocked home a 25-yard field goal for Indiana State in the second overtime as the Sycamores edged Eastern Illinois in the opening round of the NCAA playoffs. EIU scored twice in the fourth quarter to tie the game at 10-10 in regulation. Henry Castellanos knocked home a 33-yard field goal with three seconds left in the game to force the overtime. Both teams settled for field goals in the first overtime before Bridges hit the gamewinner for Indiana State. EIU's drive in the second overtime was ended on an interception by Quintin Mikell.

1986 I-AA First Round
Nov. 29, 1986

Murray State 21
Eastern Illinois 28

Charleston, Ill.
O'Brien Field (A: 4,500)

Scoring	1	2	3	4	Final
Murray State	7	7	0	7	21
Eastern Illinois	**0**	**14**	**6**	**8**	**28**

FIRST QUARTER
MUR - Thigpen 10 pass from Proctor (Hickert kick) (2:41)

SECOND QUARTER
MUR - Jacob 9 pass from Proctor (Hickert kick) (13:50)
EIU - Marable 1 run (Ehmke kick) (9:53)
EIU - Pitts 1 run (Ehmke kick) (3:30)

THIRD QUARTER
EIU - Ehmke 23 field goal (5:51)
EIU - Ehmke 26 field goal (0:57)

FOURTH QUARTER
MUR - Howard 32 pass from Proctor (Hickert kick) (11:26)
EIU - Marable 9 run (Payton to Marable conversion) (7:24)

TEAM STATS .....EIU .....MUR

First Downs	29	17
Rushes-Yards	37-139	34-79
Passing-Yards	398	260
Comp-Att-Int	30-54-3	20-34-1
Total Offense	537	339
Fumbles-Lost	2-1	2-1
Penalties-Yards	8-53	13-104
Int Returns-Yards-TD	1-0-0	3-25-0
Time of Possession	31:20	28:40
Sacks-Yards	1-7	1-7

LEADERS

RUSHING (No-Yds-TD)
EIU - Marable (19-110-2), Pitts (13-35-1)
MUR - Bird (12-31-0), Payne (11-35-0)

PASSING (Att-Cmp-Int-Yds-TD)
EIU - Payton (54-30-3-398-0)
MUR - Proctor (34-20-1-260-3)

RECEIVING (No -Yds -TD)
EIU - Banks (8-121-0), Cain (3-60-0), Pierce (11-149-0)
MUR - Howard (6-86-1), Jacob (5-73-1)

DEFENSE (Tackles - Solo, Assist, TFL)
EIU - Thomas (4-9-4), Polewski (2-12-0)
MUR - Curry (7-2-0), Tharpe (4-3-0)

RECAP

James Marable scored from nine yards out and then caught a two-point conversion from Sean Payton as Eastern Illinois came from behind to beat Murray State, 28-21, in the opening round of the NCAA I-AA playoffs. Murray State took a 14-0 lead on a pair of touchdown passes by Michael Proctor. The Panthers tied the score at the half, 14-14, as Marable and DuWayne Pitts both had rushing touchdowns. Rich Ehmke gave EIU a 20-14 lead with a pair of third quarter field goals. Trailing 21-20, EIU scored with 7:24 left in the game and went up by a touchdown on a two-point conversion. Rod Reynolds sealed the game with an interception for EIU with 2:21 left in the game.



1986 I-AA Quarterfinals
Dec. 6, 1986

Eastern Kentucky 24
Eastern Illinois 22

Charleston, Ill.
O'Brien Field (A: 4,149)

Scoring	1	2	3	4	Final
Eastern Kentucky	**0**	**14**	**10**	**0**	**24**
Eastern Illinois	3	0	7	12	22

FIRST QUARTER
EIU - Ehmke 20 field goal (2:03)

SECOND QUARTER
EKU - Crawford 2 run (Dawson kick) (5:47)
EKU - Blount 7 pass from Whitaker (Dawson kick) (0:11)

THIRD QUARTER
EIU - Wilhems 11 pass from Payton (Ehmke kick) (8:23)
EKU - Cadore 11 pass from Whitaker (Dawson kick) (3:51)

FOURTH QUARTER
EIU - Banks 24 pass from Payton (kick failed) (9:08)
EIU - Banks 9 pass from Payton (pass failed) (0:27)

TEAM STATS .....EIU ..... EKU

First Downs	17	24
Rushes-Yards	22-38	54-172
Passing-Yards	341	256
Comp-Att-Int	24-48-2	16-29-3
Total Offense	379	428
Fumbles-Lost	3-1	1-1
Penalties-Yards	11-90	9-70
Int Returns-Yards-TD	3-16-0	2-27-0
Time of Possession	21:13	38:47
Sacks-Yards	3-20	1-11

LEADERS

RUSHING (No-Yds-TD)
EIU - Marable (10-27-0)
EKU - Crawford (28-122-1), Parks (10-72-0)

PASSING (Att-Cmp-Int-Yds-TD)
EIU - Payton (48-24-2-394-3)
EKU - Whitaker (29-16-3-256-2)

RECEIVING (No -Yds -TD)
EIU - Pierce (8-177-0), Banks (9-117-2)
EKU - Cadore (2-84-1), Blount (6-61-1)

DEFENSE (Tackles - Solo, Assist, TFL)
EIU - Polewski (4-12-1), Bronaugh (5-9-0)
EKU - Klingel (5-3-0), Harper (4-4-0)

RECAP

Eastern Kentucky broke up a two-point conversion with 27 seconds remaining in the game as the Colonels held on to beat Eastern Illinois, 24-22. Trailing 24-10, EIU scored twice in the fourth quarter on a pair of touchdown passes from Sean Payton to Roy Banks. EIU missed the extra point following the first fourth quarter touchdown setting up the need to go for two on the next score. Payton passed for 394 yards and three touchdowns in his final game as a Panther. Banks hauled in nine passes for 117 yards while teammate Calvin Pierce had eight catches for 177 yards. EKU dominated time of possession as the Colonels held the ball for nearly 39 minutes. EIU had possession of the ball for just under 13 minutes in the final quarter.



1989 I-AA First Round
Nov. 25, 1989

Eastern Illinois 38
Idaho 21

Moscow, Idaho
Kibbie Dome (A: 6,025)

Scoring	1	2	3	4	Final
Eastern Illinois	**14**	**7**	**7**	**10**	**38**
Idaho	7	7	7	0	21

FIRST QUARTER
UI - Pearce 1 run (Doyle kick) (12:33)
EIU - Cook 74 pass from Arnold (D'Alessio kick) (12:19)
EIU - Sahm 3 pass from Arnold (D'Alessio kick) (4:30)

SECOND QUARTER
UI - Harris 5 run (Doyle kick) (13:24)
EIU - Sengstock 1 run (D'Alessio kick) (1:07)

THIRD QUARTER
EIU - Castillo 14 run (D'Alessio kick) (11:15)
UI - Harris 4 run (Doyle kick) (3:35)

FOURTH QUARTER
EIU - D'Alessio 37 field goal (1:53)
EIU - Jones 59 run (D'Alessio kick) (0:30)

TEAM STATS .....EIU ..... UI

First Downs	19	23
Rushes-Yards	49-230	25-49
Passing-Yards	211	444
Comp-Att-Int	14-22-1	30-53-4
Total Offense	441	493
Fumbles-Lost	0-0	1-0
Penalties-Yards	6-43	6-45
Int Returns-Yards-TD	4-143-0	1-0
Time of Possession	32:14	27:46
Sacks-Yards	1-10	1-12

LEADERS

RUSHING (No-Yds-TD)
EIU - Jones (22-154-1), Castillo (19-81-1)
UI - Harris (13-37-2), Daniels (7-25-0)

PASSING (Att-Cmp-Int-Yds-TD)
EIU - Arnold (22-14-1-211-2)
UI - Friesz (50-29-3-420-0)

RECEIVING (No -Yds -TD)
EIU - Cook (2-91-1), Jones (4-64-0)
UI - Dunn (7-116-0), Dahlquist (7-73-0)

DEFENSE (Tackles - Solo, Assist, TFL)
EIU - Lance (6-6-0), Mills (2-6-0), Noll (3-4-0)
UI - Zeller (7-3-0), Matthews (6-4-0)

RECAP

Tim Lance intercepted a pass at the nine yard line late in the fourth quarter as Eastern Illinois picked up a road win to open the NCAA playoffs at Idaho. The Panthers picked off Walter Payton Award winner John Friesz four times converting two of those into 14 points. Ray D'Alessio kicked a 37-yard field goal and Jamie Jones tacked on a 59-yard touchdown run in the final two minutes to ice the game. Jones rushed for 154 yards as the Panthers gained 230 yards on the ground. Eric Arnold was an efficient 14-of-22 for 211 yards with a long touchdown pass to Jason Cook.



1989 I-AA Quarterfinals
Dec. 2, 1989

Eastern Illinois 19
Montana 25

Missoula, Mont.
Washington-Grizzly Stad. (A: 12,285)

Scoring	1	2	3	4	Final
Eastern Illinois	0	9	7	3	19
Montana	**6**	**10**	**6**	**3**	**25**

FIRST QUARTER
MONT - Duce 41 field goal (4:52)
MONT - Duce 26 field goal (2:48)

SECOND QUARTER
EIU - Team safety (10:43)
EIU - Moore 13 pass from Arnold (D'Alessio kick) (8:41)
MONT - Glenn 50 pass from Bennett (Duce kick) (8:13)
MONT - Duce 40 field goal (0:48)

THIRD QUARTER
MONT - Clark 23 pass from Bennett (kick blocked) (11:07)
EIU - Rummell 8 pass from Arnold (D'Alessio kick) (8:05)

FOURTH QUARTER
MONT - Duce 33 field goal (7:52)
EIU - D'Alessio 31 field goal (1:16)

TEAM STATS .....EIU ..... MONT

First Downs	16	18
Rushes-Yards	29-69	36-90
Passing-Yards	189	307
Comp-Att-Int	18-46-1	24-35-1
Total Offense	258	397
Fumbles-Lost	2-1	2-1
Penalties-Yards	8-65	11-94
Int Returns-Yards-TD	1-16-0	1-10-0
Time of Possession	28:34	31:26
Sacks-Yards	2-18	2-18

LEADERS

RUSHING (No-Yds-TD)
EIU - Castillo (13-49-0), Jones (10-24-0)
MONT - Rice (14-47-0), Bennett (13-27-0)

PASSING (Att-Cmp-Int-Yds-TD)
EIU - Arnold (46-18-1-189-2)
MONT - Bennett (35-24-1-307-2)

RECEIVING (No -Yds -TD)
EIU - Rummell (7-85-1), Moore (4-32-1)
MONT - Trevathan (7-102-0), Gelnn (4-81-1)

DEFENSE (Tackles - Solo, Assist, TFL)
EIU - Mills (3-14-0), Holcombe (1-9-0)
MONT - Rankin (3-13-0), Hauk (3-7-0)

RECAP

Eastern Illinois held a three point lead midway through the second quarter and pulled to within a touchdown on two occasions in the second half but Montana was able to hold on for a 25-19 win in the NCAA playoffs. Tim Moore's 13 yard pass from Eric Arnold put the Panthers up 9-6 with 8:41 left to play in the first half. EIU scored its opening points on a team safety following a mishandled snap by the Montana punter. Mike Rummell's touchdown reception in the third quarter and Ray D'Alessio's field goal in the fourth cut the Grizzlies lead to six points. Jeff Mills led the EIU defense making 17 tackles.



1995 I-AA First Round
Nov. 25, 1995

Eastern Illinois 29
Stephen F. Austin 34

Nacogdoches, Texas
Homer Bryce Stad. (A: 3,552)

Scoring	1	2	3	4	Final
Eastern Illinois	0	15	0	14	29
Stephen F. Austin	**7**	**10**	**14**	**3**	**34**

FIRST QUARTER
SFA - Harris 21 run (Minton kick) (6:31)

SECOND QUARTER
SFA - Ritchey 7 run (Minton kick) (12:14)
EIU - High 2 run (Largent kick) (7:36)
SFA - Minton 24 field goal (5:18)
EIU - High 1 rush (Mauch rush) (0:02)

THIRD QUARTER
SFA - Ricks 56 pass from Ritchey (Minton kick) (10:07)
SFA - Rick 23 pass from Ritchey (Minton kick) (0:27)

FOURTH QUARTER
SFA - Minton 34 field goal (10:24)
EIU - Roche 10 pass from Mauch (Largent kick) (6:51)
EIU - Hess 25 pass from Mauch (Largent kick) (5:14)

TEAM STATS .....EIU .....SFA

First Downs	29	17
Rushes-Yards	56-336	34-138
Passing-Yards	166	390
Comp-Att-Int	14-32-1	16-25-1
Total Offense	484	491
Fumbles-Lost	2-1	1-1
Penalties-Yards	2-10	6-53
Int Returns-Yards-TD	1-0-0	1-0-0
Time of Possession	35:23	24:37
Sacks-Yards	2-20	1-6

LEADERS

RUSHING (No-Yds-TD)
EIU - High (25-182-2), Hicks (13-92-0)
SFA - Harris (19-89-1), Vallery (8-31-0)

PASSING (Att-Cmp-Int-Yds-TD)
EIU - Mauch (32-14-1-166-2)
SFA - Ritchey (25-16-2-390-2)

RECEIVING (No -Yds -TD)
EIU - Lynch (5-61-0), Hicks (4-34-0)
SFA - Jefferson (4-141-0), Goodwin (4-105-0)

DEFENSE (Tackles - Solo, Assist, TFL)
EIU - Carver (6-6-1), Rasheed (7-3-1), R. Wilson (6-3-1)
SFA - Trotter (10-3-1), Love (8-4-0)

RECAP

Eastern Illinois rushed for 336 yards including 182 by Willie High but the Panthers fell short in the opening round of the I-AA playoffs falling at Stephen F. Austin 34-29. EIU trailed 17-15 at the half after High scored on a pair of short runs for the Panthers, the last coming with two seconds remaining in the half. SFA had two touchdown passes from James Ritchey in the third quarter to push the lead back to double digits. EIU scored twice in the latter portion of the fourth quarter on touchdown passes by Pete Mauch. EIU was turned away on its final drive with 1:30 left in the game as Pat House picked off a pass at midfield. SFA was able to run the final time off the clock.



1996 I-AA First Round
Nov. 30, 1996

Eastern Illinois 14
Northern Iowa 21

Cedar Falls, Iowa
UNI-Dome (A: 10,402)

Scoring	1	2	3	4	Final
Eastern Illinois	7	7	0	0	14
Northern Iowa	**7**	**7**	**0**	**7**	**21**

FIRST QUARTER
EIU - Praamsma 2 run (Larner kick) (3:36)
UNI - Talton 92 kickoff return (Waller kick) (3:22)

SECOND QUARTER
EIU - Rosenstiel 23 pass from Simpson (Larner kick) (2:52)
UNI - Clayton 3 pass from Beard (Waller kick) (0:32)

FOURTH QUARTER
UNI - Stovall 1 run (Waller kick) (7:02)

TEAM STATS .....EIU .....UNI

First Downs	23	15
Rushes-Yards	60-214	18-9
Passing-Yards	166	300
Comp-Att-Int	12-20-1	17-33-1
Total Offense	380	309
Fumbles-Lost	3-3	1-1
Penalties-Yards	4-29	4-39
Int Returns-Yards-TD	1-19-0	1-25-0
Time of Possession	41:20	18:40
Sacks-Yards	1-10	1-5

LEADERS

RUSHING (No-Yds-TD)
EIU - Lynch (21-62-0), Praamsma (14-49-1)
UNI - Stovall (15-20-1)

PASSING (Att-Cmp-Int-Yds-TD)
EIU - Simpson (19-12-1-166-1)
UNI - Beard (33-17-1-300-1)

RECEIVING (No -Yds -TD)
EIU - Daniels (3-38-0), Szarka (3-31-0)
UNI - Clayton (6-96-1), Ward (5-98-0)

DEFENSE (Tackles - Solo, Assist, TFL)
EIU - Jackson (5-2-0), Lohrenz (6-0-1)
UNI - Olsen (11-5-1), Spann (6-4-0)

RECAP

Eastern Illinois dominated every aspect of the game except for the final score as the Panthers fell in an NCAA playoff game at Northern Iowa. The EIU defense led by Ed Jackson limited UNI to only nine yards rushing on the day as EIU held the ball for more than 41 minutes in the contest. In the end John Stovall plunged over from 1-yard out with 7:02 left in the game to give UNI the win. EIU's two touchdowns came on a 2-yard run by Conrad Praamsma and a Mike Simpson 23-yard touchdown pass to Bob Rosenstiel. UNI scored on a 92-yard kick off return in the first quarter and tied the score at the half when Alonzo Clayton scored on a 3-yard pass from Steven Beard with 32 seconds left in the half.



2000 I-AA First Round
Nov. 25, 2000

Eastern Illinois 13
Montana 45

Missoula, Mont.
Washington-Grizzly Stad. (A: 16,212)

Scoring	1	2	3	4	Final
Eastern Illinois	0	7	0	6	13
Montana	**17**	**0**	**14**	**14**	**45**

FIRST QUARTER
MONT - Farris 80 pass from Miller (Snyder kick) (11:58)
MONT - Snyder 32 field goal (3:41)
MONT - Farris 8 fumble return (Snyder kick) (1:08)

SECOND QUARTER
EIU - Bumphus 53 pass from Romo (Besenhofer kick) (11:36)

THIRD QUARTER
MONT - Edwards 2 run (Snyder kick) (10:05)
MONT - Farris 34 pass from Edwards (Snyder kick) (4:52)

FOURTH QUARTER
MONT - Humphery 1 run (Synder kick) (13:48)
MONT - Steinau 38 fumble recovery (Snyder kick) (11:38)
EIU - Kreke 4 pass from Romo (pass failed) (7:56)

TEAM STATS .....EIU ..... MONT

First Downs	16	19
Rushes-Yards	35-99	29-112
Passing-Yards	212	341
Comp-Att-Int	20-42-1	17-35-3
Total Offense	311	461
Fumbles-Lost	4-3	1-0
Penalties-Yards	11-77	8-86
Int Returns-Yards-TD	3-5-0	1-0-0
Time of Possession	32:40	27:20
Sacks-Yards	1-7	4-22

LEADERS

RUSHING (No-Yds-TD)
EIU - McDavid (15-48-0), JR Taylor (6-40-0)
MONT - Humphery (17-90-1), Drinkwalter (5-14-0)

PASSING (Att-Cmp-Int-Yds-TD)
EIU - Romo (42-20-1-212-2)
MONT - Miller (26-10-3-239-1), Edwards (9-7-0-102-1)

RECEIVING (No -Yds -TD)
EIU - Kreke (6-44-1), Cutolo (5-65-0), JR Taylor (3-11-0)
MONT - Farris (6-178-2), Humphery (3-11-0)

DEFENSE (Tackles - Solo, Assist, TFL)
EIU - Ricks (7-3-3), W. Taylor (8-1-0), Lewis (4-3-0)
MONT - Huntsberger (3-11-0), Steinau (5-3-1)

RECAP

Montana scored on its opening drive as Drew Miller hit Jimmy Farris for an 80-yard touchdown and Montana pulled away early for a 45-13 win over Eastern Illinois. The Grizzlies scored three times in the opening quarter to lead 17-0. Tony Romo hit Will Bumphus for a 53-yard pass early in the second quarter to have EIU trail 17-7 at the half. Montana added four straight touchdowns to put the contest away. Farris had 178 yards receiving for Montana. EIU was plagued by turnovers as they fumbled the ball three times to end drives. The Panthers final score was in the fourth quarter as Romo hit Nathan Kreke for a 4-yard touchdown.



2001 I-AA First Round
Dec. 1, 2001

Northern Iowa 49
Eastern Illinois 43

Charleston, Ill.
O'Brien Field (A: 6,824)

Scoring	1	2	3	4	Final
Northern Iowa	**10**	**15**	**14**	**10**	**49**
Eastern Illinois	7	13	8	15	43

FIRST QUARTER
EIU - Cutolo 15 pass from Romo (Besenhofer kick) (11:40)
UNI - Seitz 8 pass from Jurgens (Hoambrecker kick) (6:45)
UNI - Hoambrecker 45 field goal (3:32)

SECOND QUARTER
UNI - Carter 5 run (kick failed) (6:45)
EIU - Taylor 45 run (Besenhofer kick) (5:03)
UNI - Benge 1 run (Hoambrecker kick) (2:33)
EIU - Cutolo 39 pass from Romo (kick blocked) (1:27)
UNI - Brutley PAT return (1:27)

THIRD QUARTER
UNI - Benge 1 run (Hoambrecker kick) (9:09)
EIU - Davis 42 pass from Romo (Davis rush) (6:30)
UNI - Benge 6 run (Hoambrecker kick) (0:17)

FOURTH QUARTER
EIU - Cutolo 71 pass from Romo (Gilkey reception) (14:08)
UNI - Benge 3 run (Hoambrecker kick) (10:49)
UNI - Hoambrecker 27 field goal (6:58)
EIU - Robinson 3 pass from Romo (Besenhofer kick) (3:27)

TEAM STATS .....EIU ..... UNI

First Downs	23	23
Rushes-Yards	26-139	52-241
Passing-Yards	386	245
Comp-Att-Int	22-35-2	16-29-0
Total Offense	525	476
Fumbles-Lost	4-0	0-0
Penalties-Yards	3-26	5-53
Int Returns-Yards-TD	0-0-0	2-0-0
Time of Possession	24:43	35:17
Sacks-Yards	0-0	1-7

LEADERS

RUSHING (No-Yds-TD)
EIU - Taylor (22-154-1)
UNI - Benge (29-177-4), Carter (16-52-1)

PASSING (Att-Cmp-Int-Yds-TD)
EIU - Romo (34-22-2-386-5)
UNI - Jurgens (29-16-0-235-1)

RECEIVING (No -Yds -TD)
EIU - Cutolo (11-217-3), Davis (4-94-1)
UNI - Soliday (6-122-0), Hannam (4-38-0)

DEFENSE (Tackles - Solo, Assist, TFL)
EIU - Miller (8-7-0), Ricks (8-4-0), Lewis (5-7-1)
UNI - Stimmel (5-3-0), Harris (5-2-0)

RECAP

In the highest scoring game in Eastern Illinois playoff history the Panthers fell in a shootout to Northern Iowa, 49-43. EIU entered the playoffs as the No. 4 seed and faced No. 5 seed UNI as the FCS playoffs went to a regionalized format for the first time. Tony Romo passed for 386 yards and five touchdowns while Frank Cutolo was on the receiving end of 11 passes for 217 yards and three scores. EIU cut the lead to three points to start the fourth quarter when Romo hit Cutolo for a touchdown pass with 14:08 left. UNI then drove the length of the field with Adam Benge scoring his third rushing touchdown of the day for UNI to help them hold on for the win.



2002 I-AA First Round
Nov. 30, 2002

Eastern Illinois 9
Western Illinois 48

Macomb, Ill.
Hanson Field (A: n/a)

Scoring	1	2	3	4	Final
Eastern Illinois	0	2	7	0	9
Western Illinois	**21**	**6**	**7**	**14**	**48**

FIRST QUARTER
WIU - Lawson 5 run (Langan kick) (11:22)
WIU - Michna 1 run (Langan kick) (6:30)
WIU - Lawson 23 pass from Michna (Langan kick) (0:07)

SECOND QUARTER
EIU - Bihun safety (7:36)
WIU - Glasford 12 run (kick failed) (3:17)

THIRD QUARTER
WIU - Green 11 punt return (Langan kick) (10:14)
EIU - Raymond 30 pass from Romo (Kuehn kick) (8:05)

FOURTH QUARTER
WIU - Luke 14 pass from Michna (Langan kcik) (12:04)
WIU - Gray 32 punt return (Langan kick) (7:18)

TEAM STATS .....EIU ..... WIU

First Downs	14	22
Rushes-Yards	28-56	44-193
Passing-Yards	220	172
Comp-Att-Int	22-45-1	12-20-1
Total Offense	276	365
Fumbles-Lost	3-1	1-1
Penalties-Yards	8-69	6-50
Int Returns-Yards-TD	1-21-0	1-5-0
Time of Possession	29:39	30:21
Sacks-Yards	2-12	3-11

LEADERS

RUSHING (No-Yds-TD)
EIU - JR Taylor (18-88-0), Kissack (1-2-0)
WIU - Lawson (20-104-1), Glasford (8-56-1)

PASSING (Att-Cmp-Int-Yds-TD)
EIU - Romo (44-21-1-215-1)
WIU - Michna (17-11-1-164-2)

RECEIVING (No -Yds -TD)
EIU - Raymond (7-77-1), Hopson (4-46-0), Eller (3-38-0)
WIU - Luke (3-63-1), Hall (2-29-0)

DEFENSE (Tackles - Solo, Assist, TFL)
EIU - Ricks (6-3-0), Sanders (7-1-0), Miller (3-4-2)
WIU - Russell (8-3-3), Middlebrook (4-5-1)

RECAP

Western Illinois scored three times in the first quarter and never looked back as the Leathernecks won 48-9 over Eastern Illinois. The Panthers first score was on a Will Bihun safety in the second quarter. The lone offensive score for EIU was a Tony Romo pass to Andre Raymond midway through the third quarter. Attley Lawson scored twice on the ground rushing for 104 yards for WIU. Romo passed for 215 yards in his final collegiate game at EIU.



2005 I-AA First Round
Nov. 26, 2005

Southern Illinois 21
Eastern Illinois 6

Charleston, Ill.
O'Brien Field (A: 4,000)

Scoring	1	2	3	4	Final
Southern Illinois	**7**	**0**	**7**	**7**	**21**
Eastern Illinois	3	0	0	3	6

FIRST QUARTER
EIU - Yates 32 field goal (10:14)
SIU - Whitlock 6 run (Coffin kick) (1:03)

THIRD QUARTER
SIU - Whitlock 5 run (Coffin kick) (10:24)

FOURTH QUARTER
EIU - Wilke 34 field goal (13:48)
SIU - Whitlock 3 run (Coffin kick) (5:33)

TEAM STATS .....EIU ..... SIU

First Downs	17	14
Rushes-Yards	100	109
Passing-Yards	144	189
Comp-Att-Int	18-37-1	15-21-0
Total Offense	244	298
Fumbles-Lost	1-0	2-1
Penalties-Yards	8-40	5-40
Int Returns-Yards-TD	0-0-0	1-5-0
Time of Possession	30:49	29:11
Sacks-Yards	0-0	1-10

LEADERS

RUSHING (No-Yds-TD)
EIU - Webb (17-80-0), Bess (10-24-0)
SIU - Whitlock (23-89-3), Sambursky (5-15-0)

PASSING (Att-Cmp-Int-Yds-TD)
EIU - Donato (36-18-1-144-0)
SIU - Sambursky (21-15-0-189-0)

RECEIVING (No -Yds -TD)
EIU - Bess (4-22-0), Voss (3-39-0)
SIU - Little (6-58-0), Payne (2-68-0)

DEFENSE (Tackles - Solo, Assist, TFL)
EIU - Seller (8-2-1), Seymour (7-2-0), Kelly (6-1-0)
SIU - F. Johnson (8-2-0), Whitaker (6-4-1)

RECAP

Akree Whitlock scored three rushing touchdowns as Southern Illinois knocked off Eastern Illinois in the opening round of the FCS playoffs. Whitlock rushed for 89 yards on 23 carries with scores in the first, third and fourth quarters. EIU took the lead in the game scoring on its first drive as Zach Yates knocked home a 32 yard field goal with 10:14 to go in the first quarter. EIU's only other score of the contest would come on a Tyler Wilke 34-yard field goal to open the fourth quarter. EIU held the ball for 20 minutes in the opening half but was unable to take advantage trailing 7-3 at the break.



2006 FCS First Round
Nov. 25, 2006

Illinois State 24
Eastern Illinois 13

Charleston, Ill.
O'Brien Field (A: 4,400)

Scoring	1	2	3	4	Final
Illinois State	**3**	**7**	**0**	**14**	**24**
Eastern Illinois	0	6	0	7	13

FIRST QUARTER
ISU - Mazur 30 field goal (7:35)

SECOND QUARTER
EIU - Yates 47 field goal (9:54)
ISU - Tate 41 interception return (Mazur kick) (5:35)
EIU - Yates 39 field goal (0:40)

FOURTH QUARTER
EIU - Sanders 87 interception return (Yates kick) (10:48)
ISU - Rembert 18 run (Mazur kick) (2:07)
ISU - Caesar 45 interception return (Mazur kick) (1:00)

TEAM STATS .....EIU ..... ISU

First Downs	7	18
Rushes-Yards	22-59	38-162
Passing-Yards	79	177
Comp-Att-Int	15-30-3	16-33-4
Total Offense	138	339
Fumbles-Lost	0-0	1-0
Penalties-Yards	6-35	3-30
Int Returns-Yards-TD	4-120-1	3-86-2
Time of Possession	26:22	33:38
Sacks-Yards	2-15	1-7

LEADERS

RUSHING (No-Yds-TD)
EIU - Webb (14-54-0)
ISU - Rembert (27-11-1)

PASSING (Att-Cmp-Int-Yds-TD)
EIU - Stinson (30-15-3-79-0)
ISU - Drone (33-16-4-177-0)

RECEIVING (No -Yds -TD)
EIU - Campanella (7-32-0), Webb (4-13-0)
ISU - Robinson (5-55-0), Horton (3-42-0)

DEFENSE (Tackles - Solo, Assist, TFL)
EIU - Burge (6-11-0), B.J. Brown (5-1-0), Seymour (1-5-1)
ISU - Cambpell (3-8-2), Siskowic (5-5-0)

RECAP

Pierre Rembert scored on an 18-yard touchdown with 2:07 left in the contest as Illinois State rallied to win a hard fought NCAA first round playoff game over Eastern Illinois. The Panthers appeared to have taken the lead for good as Terrance Sanders picked off a Luke Drone pass and raced 87 yards for a go-ahead score with 10:48 left in the fourth. EIU would pick off another pass on the next ISU drive but failed to pick up a first down, thus turning over the ball to ISU for the game winning drive. The Redbirds also returned two interceptions for touchdowns while Zach Yates kicked two long field goals to account for Eastern Illinois other six points. Senior Vincent Webb ended his career second on the EIU career rushing list.



2007 FCS First Round
Nov. 24, 2007

Eastern Illinois 11
Southern Illinois 30

Carbondale, Ill./McAndrew Stadium
A: 6124

Scoring	1	2	3	4	Final
Eastern Illinois	0	0	3	8	11
Southern Illinois	**14**	**6**	**0**	**10**	**30**

FIRST QUARTER
SIU - Alan 21 pass from Hill (Dougherty kick) (10:19)
SIU - Kernes 8 pass from Hill (Dougherty kick) (2:59)

SECOND QUARTER
SIU - Dougherty 18 field goal (1:55)
SIU - Dougherty 21 field goal (0:00)

THIRD QUARTER
EIU - Wilke 42 field goal (2:35)

FOURTH QUARTER
SIU - Hill 5 run (Dougherty kick) (14:55)
EIU - Campanella 7 pass from Reeder (Steckel conversion from Reeder) (7:03)
SIU - Dougherty 26 field goal (2:24)

TEAM STATS .....EIU ..... SIU

First Downs	11	23
Rushes-Yards	26-66	39-168
Passing-Yards	113	234
Comp-Att-Int	22-34-1	24-31-0
Total Offense	179	402
Fumbles-Lost	3-1	2-2
Penalties-Yards	3-25	3-23
Int Returns-Yards-TD	0-0-0	1-5-0
Time of Possession	26:22	33:38
Sacks-Yards	2-9	2-13

LEADERS

RUSHING (No-Yds-TD)
EIU - Adeniji 22-76-0; Bess 1-9-0
SIU - Randle 12-72-0; Hill 13-32-1

PASSING (Att-Cmp-Int-Yds-TD)
EIU - Reeder 33-22-1-113-1
SIU - Hill 30-24-0-234-2

RECEIVING (No -Yds -TD)
EIU - Fisher 5-24-0; Adeniji 4-18-0
SIU - Turner 6-75-1; Allen 5-66-0

DEFENSE (Tackles - Solo, Assist, TFL)
EIU - Thomas 8-7-0; Arrington 5-5-0, Larson 2-6-1
SIU - Turner 4-7-1; Rodgers 7-2-0, Moe 6-2-1

RECAP

Southern Illinois scored ten first half points off of Eastern Illinois turnovers and the Salukis built a 20-0 halftime lead to advance to the NCAA second round. After EIU made a stop on the first SIU drive, the Panthers fumbled their first offensive snap inside the redzone allowing SIU to score a couple of plays later. SIU held Ademola Adeniji to just 76 yards rushing as the Panthers scored 11 points late but were never really in the contest. Nick Hill was a dual threat passing for 234 yards while rushing for 32 yards and a touchdown. EIU did play with out All-American wide receiver Micah Rucker for a majority of the game. Senior linebacker Donald Thomas finished his career wtih a 15 tackle game.



2009 FCS First Round
Nov. 28, 2009

Eastern Illinois 7
Southern Illinois 48

Carbondale, Ill.
McAndrew Stadium (A: 6,391)

Scoring	1	2	3	4	Final
Eastern Illinois	7	0	0	0	7
Southern Illinois	**7**	**17**	**17**	**7**	**48**

FIRST QUARTER
EIU - Ricks 11 run (Signor kick) (11:42)
SIU - Karim 10 run (Dougherty kick) (7:33)

SECOND QUARTER
SIU - McIntosh 16 run (Dougherty kick) (13:28)
SIU - Dougherty 33 field goal (7:24)
SIU - Russo 28 fumble return (Dougherty kick) (6:04)

THIRD QUARTER
SIU - Goode 6 pass from McIntosh (Dougherty kick) (11:29)
SIU - Karim 11 pass from McIntosh (Dougherty kick) (6:37)
SIU - Dougherty 45 field goal (1:14)

FOURTH QUARTER
SIU - Karim 58 run (Dougherty kick) (11:31)

TEAM STATS .....EIU ..... SIU

First Downs	10	20
Rushes-Yards	36-109	53-323
Passing-Yards	80	66
Comp-Att-Int	7-18-1	13-17-1
Total Offense	189	389
Fumbles-Lost	5-5	1-1
Penalties-Yards	3-40	7-55
Int Returns-Yards-TD	1-0-0	1-2-0
Time of Possession	24:32	35:28
Sacks-Yards	0-0	4-29

LEADERS

RUSHING (No-Yds-TD)
EIU - M. Williams (20-107-0), Potempa (7-17-0)
SIU - Karim (23-155-2), McIntosh (15-115-1)

PASSING (Att-Cmp-Int-Yds-TD)
EIU - Christensen (8-1--1-13-0); Reeder (10-6-0-67-0)
SIU - McIntosh (17-13-1-66-2)

RECEIVING (No -Yds -TD)
EIU - Lora (3-28-0), Whittaker (2-28-0)
SIU - Morris (3-15-0), Kernes (2-14-0), Goode (2-13-1)

DEFENSE (Tackles - Solo, Assist, TFL)
EIU - Nasti (10-4-0.5), Kickels (5-3-1), Frericks (3-2-0.5)
SIU - Jordan (1-6-0), Walker (3-2-2)

RECAP

Eastern Illinois scored on its first offensive possession as Lorence Ricks scooted in from 11 yards out on a fourth and one call but five lost fumbles would eventually cost the Panthers in a 48-7 loss at Southern Illinois. The EIU defense held the high powered Saluki offense to punts on their first two possessions but SIU was able to convert on a short field following a fumble recovery. SIU tied the game on a 10-yard run by Deji Karim with 7:33 left in the first and never looked back. Karim became the first opposing rusher to go over 100 yards on the season against EIU as he finished with 155 yards and two scores. EIU's ground attack was led by Mon Williams with 107 yards but much of that real estate was gained in the middle part of the field. Kyle Russo capped the SIU day with a 28 yard fumble return for touchdown with 6:04 left in the first half.



GAME 12 - Nov. 24, 2012

Eastern Illinois 10
South Dakota State 58

Brookings, S.D.
Coughlin-Alumni Field (A: 4,367)
FCS Playoffs First Round

Scoring	1	2	3	4	Final
Eastern Illinois	0	3	0	7	10
South Dakota St	**10**	**24**	**3**	**21**	**58**

FIRST QUARTER
SDS - Zenner 68 run (Syrovatka kick) (4:27)
SDS - Syrovatka 22 field goal (2:25)

SECOND QUARTER
EIU - Berra 19 field goal (14:04)
SDS - Zenner 4 run (Syrovatka kick) (9:39)
SDS - Zenner 7 run (Syrovatka kick) (5:35)
SDS - Syrovatka 29 field goal (1:00)
SDS - Jones 8 pass from Sumner (Syrovatka kick) (0:00)

THIRD QUARTER
SDS - Syrovatka 28 field goal (4:40)

FOURTH QUARTER
SDS - Gandy 1 run (Syrovatka kick) (13:12)
EIU - Walker 4 run (Berra kick) (10:39)
SDS - Jones 5 run (Syrovatka kick) (7:11)
SDS - Gandy 12 run (Syrovatka kick) (3:54)

TEAM STATS .....EIU ..... SDSU

First Downs	17	29
Rushes-Yards	32-145	53-434
Passing-Yards	221	146
Comp-Att-Int	25-41-1	13-28-0
Total Offense	366	580
Fumbles-Lost	2-1	0-0
Penalties-Yards	9-100	4-20
Int Returns-Yards-TD	0-0-0	1-20-0
Time of Possession	22:57	37:03
Sacks-Yards	1-10	2-13

LEADERS

RUSHING (No-Yds-TD)
EIU - Walker (23-125-1), Lora (1-14-0)
SDS - Zenner (33-295-3), Gandy (16-151-2)

PASSING (Att-Cmp-Int-Yds-TD)
EIU - Garoppolo (41-25-1-221-0)
SDS - Sumner (28-13-0-146-1)

RECEIVING (No -Yds -TD)
EIU - Lora (12-133-0), Wright (4-54-0)
SDS - Rollin (5-44-0), Kool (3-25-0)

DEFENSE (Tackles - Solo, Assist, TFL)
EIU - Houlihan (7-0-0), Dowdell (7-0-0), Haynes (6-0-1)
SDS - Mink (6-2-1), Lally (6-1-0), Shafrath (5-2-0)

RECAP

South Dakota State scored twice in the last minute of the second quarter to break open a FCS first round playoff game as the Jackrabbits won 58-10 over Eastern Illinois. Zach Zenner scored the first of three touchdowns as he broke loose for a 68-yard run in the first quarter. EIU would turn the ball over on an interception on the next drive as a receiver slipped on the frozen grass. The Panthers defense held SDSU to a field goal. The Panthers were then held at the goal line to open the second quarter settling for a field goal. Zenner scored two short touchdowns and rushed for 295 yards to put the game away. Erik Lora hauled in 12 passes for 133 yards as he finished the season with an FCS record 136 receptions. His 1,664 yards receiving rank fourth all-time for single season totals in the FCS.



GAME 13 - Dec. 7, 2013

Tennessee State 10
Eastern Illinois 51

Charleston, Ill.
O'Brien Field (4,825)
FCS Playoffs 2nd Round

Scoring	1	2	3	4	Final
Tennessee State	0	0	7	3	10
Eastern Illinois	**16**	**21**	**7**	**7**	**51**

FIRST QUARTER
EIU - Duncan 3 run (Berra kick) (11:15)
EIU - Berra 25 field goal (8:06)
EIU - Lora 20 pass from Garoppolo (kick failed) (4:41)

SECOND QUARTER
EIU - LePak 6 pass from Garoppolo (Berra kick) (10:32)
EIU - Goodman 5 blocked punt return (Berra kick) (2:15)
EIU - Drake 4 pass from Garoppolo (Berra kick) (0:26)

THIRD QUARTER
EIU - Little 18 run (Berra kick) (12:41)
TSU - Broughton 7 run (Godfrey kick) (7:28)

FOURTH QUARTER
TSU - Godfrey 42 field goal (10:00)
EIU - Little 80 run (Berra kick) (9:46)

TEAM STATS .....EIU .....TSU

First Downs	25	13
Rushes-Yards	46-313	33-45
Passing-Yards	240	242
Comp-Att-Int	17-27-1	25-38-0
Total Offense	553	287
Fumbles-Lost	4-1	5-3
Penalties-Yards	6-37	8-97
Int Returns-Yards-TD	0-0-0	1-3-0
Time of Possession	27:13	32:47
Sacks-Yards	1-2	1-5

LEADERS

RUSHING (No-Yds-TD)
EIU - Little (12-184-2), Duncan (21-79-1), Lera (6-47-0)
TSU - Broughton (16-26-1), Spells (4-10-0)

PASSING (Att-Cmp-Int-Yds-TD)
EIU - Garoppolo (26-17-1-240-3)
TSU - German (38-25-0-242-0)

RECEIVING (No -Yds -TD)
EIU - Drake (6-95-1), LePak (6-32-1), Lora (3-76-1)
TSU - Mitchell (6-76-0), Wilson (4-50-0)

DEFENSE (Tackles - Solo, Assist, TFL)
EIU - Gristick (4-1-0), McCall (4-1-0), Houlihan (4-1-0)
TSU - Taylor (9-2-1), Thrasher (7-3-0)

RECAP

Eastern Illinois snapped a long FCS playoff drought with a 51-10 victory over Tennessee State in the FCS 2nd round. The Panthers the No. 2 seed in this year's field jumped out to a 37-0 lead at halftime. Jimmy Garoppolo threw for three first half touchdowns hitting Erik Lora, Jeff LePak and Adam Drake. The Panthers tacked on a special teams touchdown as DJ Bland blocked a punt that Anthony Goodman scooped up and scored on from five yards out. Shepard Little rushed for 184 yards and two second half touchdowns as EIU won in the playoffs for the first time since 1989. The Panthers stuffed the TSU run allowing just 45 yards on the ground and 287 yards of total offense. It was the most points EIU has scored in a playoff game and the least number of points the Panthers defense has allowed in the FCS playoffs.



GAME 14 - Dec. 13, 2013

Towson 49
Eastern Illinois 39

Charleston, Ill.
O'Brien Field (3,850)
FCS Playoffs Quarterfinals

Scoring	1	2	3	4	Final
Towson	**0**	**21**	**14**	**14**	**49**
Eastern Illinois	14	0	10	15	39

FIRST QUARTER
EIU - Lora 3 pass from Garoppolo (Berra kick) (10:13)
EIU - Garoppolo 6 run (Berra kick) (7:18)

SECOND QUARTER
TOW - West 9 run (Evangelista kick) (12:40)
TOW - Frazier 4 run (Evangelista kick) (6:21)
TOW - West 63 run (Evangelista kick) (4:39)

THIRD QUARTER
EIU - Garoppolo 1 run (Berra kick) (13:15)
TOW - West 6 run (Evangelista kick) (9:52)
EIU - Berra 28 field goal (6:20)
TOW - West 5 run (Evangelista kick) (1:13)

FOURTH QUARTER
EIU - LePak 39 pass from Garoppolo (Lora catch) (14:35)
TOW - Victor 3 run (Evangelista kick) (9:53)
TOW - West 3 run (Evangelista kick) (7:33)
EIU - Meyer 10 run (Berra kick) (3:08)

TEAM STATS .....EIU .....TOW

First Downs	28	26
Rushes-Yards	48-190	59-472
Passing-Yards	321	115
Comp-Att-Int	38-51-0	8-14-0
Total Offense	511	587
Fumbles-Lost	7-2	4-2
Penalties-Yards	7-65	3-15
Int Returns-Yards-TD	0-0-0	0-0-0
Time of Possession	29:08	30:52
Sacks-Yards	0-0	3-17

LEADERS

RUSHING (No-Yds-TD)
EIU - Duncan (20-100-0), Little (14-58-0)
TOW - West (39-354-5), Victor (11-80-1)

PASSING (Att-Cmp-Int-Yds-TD)
EIU - Garoppolo (50-38-0-321-2)
TOW - Athens (13-8-0-115-0)

RECEIVING (No -Yds -TD)
EIU - Lora (18-129-1), LePak (5-67-1)
TOW - Oboh (3-41-0), Dessenberg (1-29-0)

DEFENSE (Tackles - Solo, Assist, TFL)
EIU - Haynes (7-2-0), Delphonse (5-3-0), Beard (6-1-0)
TSU - Clark (11-4-0), Gaddis (13-1-1), Delaire (6-0-2)

RECAP

Eastern Illinois jumped out to a 14-0 first quarter lead but the Panthers could not slow down Towson running back Terrance West during a 49-39 loss in the FCS quarterfinals. West rushing for an FCS playoff record 354 yards and five touchdowns. Walter Payton Award winning quarterback Jimmy Garoppolo did all he could for the Panthers offense passing for 321 yards with two passing touchdowns and two rushing touchdowns. Senior wide receiver Erik Lora ended his career with 18 catches for 129 yards and one score. EIU tied the game to open the second half and closed to within 3 points to open the fourth quarter. EIU's defense could not find an answer for West or the Tigers as they rushed for 472 total yards and seven rushing touchdowns.

PANTHERS IN THE POLLS

1982 (NCAA)
1. Eastern Kentucky
2. Louisiana Tech
3. Delaware
4. Tennessee State
5. **EASTERN ILLINOIS**
6. Furman
7. South Carolina State
8. Jackson State
9. Colgate
10. Grambling
11. Idaho
12. Northern Illinois
13. Holy Cross
14. Bowling Green
15. Boise State
16. Western Michigan
17. Chattanooga
18. Northwestern State
19. Montana
20. Lafayette

1983 (NCAA)
1. Southern Illinois
2. Furman
3. Holy Cross
4. North Texas
5. Indiana State
6. **EASTERN ILLINOIS**
7. Colgate
8. Eastern Kentucky
9. Western Carolina
10. Grambling
11. Nevada
12. Idaho State
13. Boston University
    Louisiana Monroe
15. Jackson State
16. Middle Tennessee
17. Tennessee State
18. South Carolina State
19. Mississippi Valley St.
20. New Hampshire

1986 (NCAA)
1. Nevada
2. Arkansas State
3. **EASTERN ILLINOIS**
4. Georgia Southern
5. Holy Cross
6. Appalachian State
7. Penn
8. William & Mary
9. Jackson State
10. Eastern Kentucky
11. Sam Houston State
12. Nicholls State
13. Delaware
14. Tennessee State
15. Furman
16. Idaho
17. Southern Illinois
18. Murray State
19. Connecticut
20. North Carolina A&T

1989 (NCAA)
1. Georgia Southern
2. Furman
3. Stephen F. Austin
4. Holy Cross
5. Idaho
6. Montana
7. Appalachian State
8. Maine
9. Southwest Missouri
10. Middle Tennessee
    William & Mary
12. Eastern Kentucky
13. Grambling
14. Youngstown State
15. **EASTERN ILLINOIS**
16. Villanova
17. Jackson State
18. Connecticut
19. Nevada-Reno
20. Northern Iowa

1995 (Sports Network)
1. Montana
2. Marshall
3. McNeese State
4. Stephen F. Austin
5. Appalachian State
6. Delaware
7. Troy State
8. Southern
9. Murray State
10. Hofstra
11. Georgia Southern
12. Eastern Kentucky
13. Northern Iowa
14. **EASTERN ILLINOIS**
15. James Madison
16. Jackson State
17. Florida A&M
18. Idaho
19. William & Mary
20. Richmond
21. Boise State
22. Northern Arizona
23. Connecticut
24. Indiana State
25. Middle Tennessee

1996 (Sports Network)
1. Marshall
2. Montana
3. Northern Iowa
4. Troy State
5. William & Mary
6. Murray State
7. E. Tennessee State
8. Northern Arizona
9. Furman
10. Delaware
11. Jackson State
12. Villanova
13. Western Illinois
14. Florida A&M
15. Nicholls State
16. **EASTERN ILLINOIS**
17. New Hampshire
18. Youngstown State
19. Dartmouth
20. Howard
21. Missouri State
22. Stephen F. Austin
23. James Madison
24. Dayton
25. Appalachian State

1997 Sports Network
1. Youngstown State
2. McNeese State
3. Delaware
4. Eastern Washington
5. Villanova
6. Western Illinois
7. Western Kentucky
8. Georgia Southern
9. Hampton
10. Florida A&M
11. Southern
12. Montana
13. Jackson State
14. Hofstra
15. Eastern Kentucky
16. Cal Poly
17. Northwestern State
18. Stephen F. Austin
19. South Carolina State
20. Liberty
21. **EASTERN ILLINOIS**
22. Appalachian State
23. Dayton
24. Northeastern
25. Colgate

2000 (Sports Network)
1. Georgia Southern
2. Montana
3. Delaware
4. Appalachian State
5. Western Kentucky
6. Richmond
7. Hofstra
8. Lehigh
9. Troy State
10. Furman
11. Youngstown State
12. Western Illinois
13. Grambling
14. Florida A&M
15. Portland State
16. McNeese State
17. **EASTERN ILLINOIS**
18. Weber State
19. Northern Iowa
20. Bethune-Cookman
21. North Carolina A&T
22. Tennessee Tech
23. Wofford
24. Illinois State
25. Texas State

2001 Sports Network
1. Montana
2. Furman
3. Georgia Southern
4. Northern Iowa
5. Lehigh
6. Appalachian State
7. Sam Houston State
8. Grambling
9. **EASTERN ILLINOIS**
10. Maine
11. Hofstra
12. Western Kentucky
13. McNeese State
14. Northwestern State
15. Youngstown State
16. Northern Arizona
17. William & Mary
18. Eastern Kentucky
19. Harvard
20. Villanova
21. Rhode Island
22. Florida A&M
23. Tennessee Tech
24. Penn
25. Tennessee State

2002 Sports Network
1. Western Kentucky
2. McNeese State
3. Georgia Southern
4. Villanova
5. Western Illinois
6. Maine
7. Montana
8. Grambling
9. Furman
10. Appalachian State
11. Northeastern
12. Fordham
13. **EASTERN ILLINOIS**
14. Wofford
15. Bethune-Cookman
16. Northwestern State
17. Penn
18. Idaho State
19. Montana State
20. Murray State
21. Eastern Kentucky
22. Gardner-Webb
23. Nicholls State
24. Southeast Missouri
25. Colgate

2005 Sports Network
1. Appalachian State
2. Northern Iowa
3. Furman
4. Texas State
5. New Hampshire
6. Cal Poly
7. Southern Illinois
8. Richmond
9. Georgia Southern
10. Hampton
11. Montana
12. Grambling
13. Eastern Washington
14. Youngstown State
15. Brown
16. **EASTERN ILLINOIS**
17. Nicholls State
18. Montana State
19. Massachusetts
20. South Carolina State
21. Lafayette
22. Illinois State
23. Colgate
24. Coastal Carolina
25. James Madison

2006 Sports Network
1. Appalachian State
2. Massachusetts
3. Montana
4. Youngstown State
5. North Dakota State
6. New Hampshire
7. Southern Illinois
8. Illinois State
9. James Madison
10. Montana State
11. Hampton
12. Furman
13. Tennessee Martin
14. Coastal Carolina
15. **EASTERN ILLINOIS**
16. Cal Poly
17. Northern Iowa
18. Princeton
19. Portland State
20. San Diego
21. McNeese State
22. South Dakota State
23. Wofford
24. Central Arkansas
25. Yale

2007 Sports Network
1. Appalachian State
2. Delaware
3. Southern Illinois
4. Northern Iowa
5. Richmond
6. Wofford
7. Massachusetts
8. Eastern Washington
9. North Dakota State
10. Montana
11. McNeese State
12. James Madison
13. Eastern Kentucky
14. New Hampshire
15. Delaware State
16. Youngstown State
17. Georgia Southern
18. **EASTERN ILLINOIS**
19. South Dakota State
20. Fordham
21. Harvard
22. Yale
23. Elon
24. Cal Poly
25. Grambling State

2009 Sports Network
1. Villanova
2. Montana
3. Appalachian State
4. William & Mary
5. Richmond
6. Southern Illinois
7. New Hampshire
8. South Carolina State
9. Elon
10. Stephen F. Austin
11. South Dakota State
12. McNeese State
13. Eastern Washington
14. Holy Cross
15. Priarie View A&M
16. Jacksonville State
17. Weber State
18. Northern Iowa
19. **EASTERN ILLINOIS**
20. Penn
21. Colgate
22. Liberty
23. Florida A&M
24. Lafayette
25. Texas State

2012 FCS Coaches
1. North Dakota State
2. Sam Houston State
3. Georgia Southern
4. Eastern Washington
5. Montana State
6. Old Dominion
7. Wofford
8. Appalachian State
9. Illinois State
10. Central Arkansas
11. Cal Poly
12. Stony Brook
13. New Hampshire
14. Lehigh
15. Towson
16. Villanova
17. South Dakota State
18. Richmond
19. Eastern Kentucky
20. Northern Arizona
21. James Madison
22. Wagner
23. Bethune-Cookman
24. Coastal Carolina
25. **EASTERN ILLINOIS**

2013 Sports Network
1. North Dakota State
2. Towson
3. Eastern Washington
4. **EASTERN ILLINOIS**
5. New Hampshire
6. Southeastern Louisiana
7. Coastal Carolina
8. Montana
9. Fordham
10. Jacksonville State
11. McNeese State
12. Maine
13. South Dakota State
14. Sam Houston State
15. Northern Arizona
16. Bethune-Cookman
17. Tennessee State
18. Youngstown State
19. Samford
20. Montana State
21. Southern Utah
22. Furman
23. Chattanooga
24. Charleston Southern
25. South Carolina State

Listed are Final FCS (I-AA) polls that Eastern Illinois has been ranked in since moving to that Division. The NCAA ranked teams from 1978 through 1992 and rankings are from final regular-season games - no post-season is included. The Sports Network took over for the NCAA in 1993 expanding the poll to 25 teams. Starting in 1998, rankings were done following the NCAA Playoffs.

All rankings taken from NCAA Record Book

Eastern Illinois was ranked No. 1 in the nation at the NCAA Division II level following the 1980 regular season.

Date	EIU Rank	Opponent (Rank)	Result
Oct. 16, 1982	(20)	at Indiana State	W 16-12
Oct. 23, 1982	(12)	at Western Illinois	W 31-7
Oct. 30, 1982	(7)	Southern Illinois	W 20-7
Nov. 6, 1982	(6)	at Missouri State	W 36-7
Nov. 13, 1982	(5)	Kentucky Wesleyan	W 72-0
Nov. 27, 1982	(5)	Jackson State (8) *	W 16-13 (ot)
Dec. 4, 1982	(5)	at Tennessee State (4) *	L 19-20
Oct. 1, 1983	(20)	Youngstown State	W 21-20
Oct. 8, 1983	(17)	at Akron	W 10-7
Oct. 15, 1983	(13)	Northern Iowa	W 13-0
Oct. 22, 1983	(9)	Western Illinois	W 20-0
Oct. 29, 1983	(7)	Indiana State (20)	L 13-17
Nov. 5, 1983	(13)	Missouri State	W 12-3
Nov. 12, 1983	(11)	at Western Kentucky	W 34-14
Nov. 26, 1983	(6)	at Indiana State (5) *	L 13-16 (2ot)
Oct. 4, 1986	(15)	Liberty	W 40-15
Oct. 11, 1986	(11)	Northern Iowa (8)	W 31-30
Oct. 18, 1986	(9)	at Western Illinois	W 37-3
Oct. 25, 1986	(8)	at Missouri State	W 34-20
Nov. 1, 1986	(6)	Winona State	W 64-0
Nov. 8, 1986	(4)	at Indiana State	W 31-14
Nov. 14, 1986	(4)	Western Kentucky	W 35-18
Nov. 29, 1986	(3)	Murray State (18) *	W 28-21
Dec. 7, 1986	(3)	Eastern Kentucky (10) *	L 22-24
Sept. 26, 1987	(17)	at Liberty	W 17-14
Oct. 3, 1987	(14)	at Akron	L 10-24
Oct. 7, 1989	(19)	at Liberty	L 7-9
Oct. 14, 1989	(20)	Akron	W 21-17
Oct. 21, 1989	(19)	Western Illinois	W 31-5
Oct. 28, 1989	(13)	at Northern Iowa	L 28-31
Nov. 18, 1989	(18)	at Western Kentucky (15)	W 10-7
Nov. 25, 1989	(15)	at Idaho (4) *	W 38-21
Dec. 2, 1989	(15)	at Montana (6) *	L 19-25
Sept. 1, 1990	(17)	at Northern Illinois	L 17-28
Sept. 8, 1990	(18)	at Northwestern State	W 23-22
Sept. 15, 1990	(18)	McNeese State	L 7-15
Oct. 7, 1995	(22)	at Northern Iowa (21)	L 7-17
Oct. 14, 1995	(25)	at Western Kentucky	W 35-9
Oct. 28, 1995	(18)	Illinois State	W 31-10
Nov. 4, 1995	(15)	Western Illinois	W 20-17
Nov. 11, 1995	(14)	at Southern Illinois	W 42-21
Nov. 18, 1995	(12)	at Indiana State (19)	W 27-6
Nov. 25, 1995	(12)	at Stephen F. Austin (5) *	L 29-34
Sept. 7, 1996	(24)	Pittsburg State	W 41-31
Sept. 14, 1996	(17)	Indiana State	W 35-16
Sept. 28, 1996	(9)	at UT Martin	W 38-0
Oct. 12, 1996	(7)	Western Illinois	L 7-10
Oct. 19, 1996	(14)	Murray State (8)	L 28-35
Oct. 26, 1996	(18)	at Tennessee Tech	W 35-27
Nov. 2, 1996	(17)	at Austin Peay	W 42-7
Nov. 9, 1996	(15)	at Southeast Missouri	W 41-21
Nov. 16, 1996	(14)	at Middle Tennessee	L 24-31
Nov. 23, 1996	(19)	Eastern Kentucky	W 45-21
Nov. 30, 1996	(16)	at Northern Iowa (3) *	L 14-21
Aug. 28, 1997	(6)	at Western Illinois (8)	L 0-41
Sept. 6, 1997	(19)	UT Martin	W 42-6
Sept. 13, 1997	(19)	Saint Joseph's (IN)	W 41-20
Sept. 20, 1997	(19)	at Illinois State	W 25-14
Sept. 27, 1997	(15)	at Tennessee Tech	W 10-7
Oct. 4, 1997	(15)	at Southeast Missouri	W 32-7
Oct. 18, 1997	(10)	Middle Tennessee	W 30-17
Oct. 25, 1997	(10)	Austin Peay	W 42-14
Nov. 1, 1997	(8)	at Indiana State	W 21-14
Nov. 8, 1997	(9)	at Murray State	L 17-24
Nov. 22, 1997	(14)	Eastern Kentucky (19)	L 7-49
Sept. 3, 1998	(24)	Saint Joseph's (IN)	W 24-7
Sept. 12, 1998	(22)	at Central Florida	L 0-49
Sept. 26, 1998	(25)	Tennessee Tech	W 13-6
Oct. 3, 1998	(22)	Southeast Missouri	W 35-33
Oct. 17, 1998	(14)	Illinois State	L 22-36
Oct. 24, 1998	(21)	at Middle Tennessee	W 35-32
Oct. 31, 1998	(18)	Tennessee State	L 21-27
Oct. 14, 2000	(25)	Murray State	W 48-7
Oct. 21, 2000	(22)	at Tennessee Tech	W 27-16
Oct. 28, 2000	(17)	at Western Kentucky (8)	L 12-34
Nov. 4, 2000	(21)	Southeast Missouri	W 38-9
Nov. 11, 2000	(17)	at Illinois State	L 41-44 (2ot)
Nov. 18, 2000	(22)	Eastern Kentucky	W 49-6
Nov. 25, 2000	(17)	at Montana (1) *	L 13-45
Sept. 8, 2001	(12)	Indiana State	W 44-14
Sept. 22, 2001	(10)	at Eastern Kentucky	W 21-14
Sept. 29, 2001	(8)	Tennessee Tech	W 44-33
Oct. 6, 2001	(6)	at San Diego State	L 7-40
Oct. 13, 2001	(10)	Southeast Missouri	W 12-0
Oct. 20, 2001	(9)	at Southern Illinois	W 49-21
Oct. 27, 2001	(8)	Tennessee State (14)	W 52-49
Nov. 1, 2001	(6)	at UT Martin	W 56-16
Nov. 10, 2001	(4)	at Florida Atlantic	W 38-10
Nov. 17, 2001	(3)	Murray State	W 37-6
Nov. 24, 2001	(3)	Northern Iowa (6) *	L 43-49
Aug. 31, 2002	(4)	at Hawai'i	L 36-61
Sept. 14, 2002	(7)	at Kansas State	L 13-63
Sept. 21, 2002	(13)	Indiana State	W 26-19
Sept. 28, 2002	(13)	Illinois State	W 45-10
Oct. 5, 2002	(14)	at Tennessee Tech	W 35-28
Oct. 12, 2002	(9)	Eastern Kentucky (19)	W 25-24
Oct. 19, 2002	(7)	at Southeast Missouri	W 44-27
Nov. 2, 2002	(6)	at Tennessee State	W 54-48
Nov. 9, 2002	(6)	UT Martin	W 55-43
Nov. 16, 2002	(3)	Florida Atlantic	W 47-6
Nov. 23, 2002	(2)	at Murray State	L 35-37
Nov. 30, 2002	(6)	at Western Illinois (2) *	L 9-48
Aug. 30, 2003	(20)	California (Pa.)	W 27-0
Sept. 13, 2003	(18)	at Missouri	L 0-37
Sept. 20, 2003	(18)	Illinois State	L 14-21
Nov. 5, 2005	(24)	at Tennessee State	W 27-3
Nov. 12, 2005	(23)	Tennessee Tech	W 31-20
Nov. 19, 2005	(22)	at Jacksonville State	W 10-6
Nov. 26, 2005	(19)	Southern Illinois (8) *	L 6-21
Sept. 2, 2006	(14)	at Illinois (24)	L 17-42
Sept. 9, 2006	(20)	Indiana State	W 31-21
Sept. 16, 2006	(18)	at Illinois State (6)	L 30-44
Sept. 23, 2006	(19)	at Samford	W 24-13
Sept. 30, 2006	(17)	at Hawai'i	L 9-44
Oct. 7, 2006	(20)	Southeast Missouri	W 21-0
Oct. 14, 2006	(16)	at Eastern Kentucky	W 28-21
Oct. 21, 2006	(16)	Murray State	W 20-10
Oct. 28, 2006	(14)	at UT Martin (12)	L 9-15
Nov. 4, 2006	(20)	Tennessee State	W 29-3
Nov. 11, 2006	(20)	at Tennessee Tech	W 38-14
Nov. 18, 2006	(17)	Jacksonville State	W 28-24
Nov. 25, 2006	(14)	Illinois State (11) *	L 13-24
Aug. 30, 2007	(17)	Tennessee Tech	W 45-25
Sept. 8, 2007	(12)	at Purdue	L 6-52
Sept. 15, 2007	(14)	Illinois State (17)	L 21-24
Sept. 22, 2007	(20)	at Indiana State	W 54-20
Sept. 29, 2007	(19)	at Southeast Missouri	W 31-16
Oct. 6, 2007	(15)	Eastern Kentucky	L 21-28
Oct. 13, 2007	(23)	at Murray State	W 27-24
Oct. 20, 2007	(24)	UT Martin	W 29-23
Oct. 27, 2009	(25)	at Tennessee State	W 38-35
Nov. 10, 2009	(22)	at Jacksonville State	W 37-23
Nov. 17, 2009	(20)	Samford	W 33-17
Nov. 24, 2009	(18)	at Southern Illinois (4) *	L 11-30
Aug. 28, 2008	(18)	at Central Michigan	L 12-31
Sept. 5, 2008	(18)	at Illinois	L 21-47
Sept. 13, 2008	(20)	Indiana State	W 38-3
Sept. 20, 2008	(20)	at Illinois State	W 25-21
Sept. 27, 2008	(20)	Jacksonville State	L 10-23
Sept. 26, 2009	(24)	at Austin Peay	W 30-20
Oct. 3, 2009	(23)	Eastern Kentucky (18)	L 31-36
Oct. 10, 2009	(25)	at Penn State (12)	L 3-52
Oct. 17, 2009	(25)	Tennessee Tech	W 23-15
Oct. 24, 2009	(24)	at Jacksonville State (12)	W 28-20
Oct. 31, 2009	(19)	at Murray State	W 16-10
Nov. 14, 2009	(13)	UT Martin	W 49-13
Nov. 19, 2009	(13)	Tennessee State	L 10-21
Nov. 28, 2009	(19)	at Southern Illinois (1) *	L 7-48
Sept. 4, 2010	(16)	at Iowa (9)	L 7-37
Sept. 11, 2010	(22)	Central Arkansas	L 7-37

(continued on next page)

Date	Rank	Opponent (Rank)	Result
Nov. 17, 2012	(24)	at Central Arkansas (10)	L 30-48
Nov. 24, 2012	(25)	at South Dakota State (10) *	L 10-58
Aug. 31, 2013	(21)	at San Diego State	W 40-19
Sept. 7, 2013	(14)	at Southern Illinois	W 40-37 (2ot)
Sept. 14, 2013	(9)	Illinois State (16)	W 57-24
Sept. 21, 2013	(8)	at Northern Illinois	L 39-43
Sept. 28, 2013	(8)	Eastern Kentucky	W 42-7
Oct. 10, 2013	(4)	at Austin Peay	W 63-7
Oct. 19, 2013	(3)	Southeast Missouri	W 55-33
Oct. 26, 2013	(2)	at Tennessee State (21)	W 34-16
Nov. 2, 2013	(2)	Tennessee Tech	W 56-21
Nov. 9, 2013	(2)	at Murray State	W 37-17
Nov. 16, 2013	(2)	Jacksonville State (22)	W 52-14
Nov. 23, 2013	(2)	at UT Martin	W 70-22
Dec. 7, 2013	(2)	Tennessee State (17) *	W 51-10
Dec. 13, 2013	(2)	Towson (4) *	L 39-49
Aug. 28, 2014	(11)	at Minnesota	L 20-42
Sept. 6, 2014	(14)	Southern Illinois (25)	L 21-38
Sept. 13, 2014	(24)	at Illinois State	L 15-34

* denotes FCS Playoff Game 110-59 (65.1%)

GAMES VS. FBS RANKED OPPONENTS

FBS Ranked Opponents

Date	Opponent (EIU Rank)	Result
Sept. 5, 2008	24 at Illinois (18)	L 21-47
Oct. 10, 2009	12 at Penn State (25)	L 3-52
Sept. 4, 2010	9 at Iowa (16)	L 7-37
		0-3 (.000)

GAMES VS. FCS RANKED OPPONENTS

Date	Opponent (EIU Rank)	Result
Nov. 27, 1982	8 Jackson State (5) *	W 16-13 (ot)
Dec. 4, 1982	4 Tennessee State (5) *	L 19-20
Sept. 10, 1983	10 at Southern Illinois	L 14-17
Oct. 29, 1983	20 Indiana State (7)	L 13-17
Nov. 26, 1983	5 at Indiana State (6)	L 13-16 (2ot)
Sept. 8, 1984	1 at Indiana State	L 17-24
Oct. 19, 1985	15 Missouri State	W 28-27
Nov. 5, 1985	5 at Northern Iowa	L 20-21
Sept. 20, 1986	17 Southern Illinois	W 52-7
Oct. 11, 1986	8 Northern Iowa (11)	W 31-30
Nov. 29, 1986	18 Murray State (3) *	W 28-21
Dec. 7, 1986	10 Eastern Kentucky (3) *	L 22-24
Sept. 19, 1987	14 Illinois State	W 15-9
Oct. 10, 1987	13 Western Illinois	L 12-21
Oct. 31, 1987	10 at Northern Iowa	L 17-19
Nov. 14, 1987	14 at Western Kentucky	L 15-30
Oct. 15, 1988	2 at Western Illinois	L 8-45
Nov. 5, 1988	5 Western Kentucky	W 6-0
Nov. 12, 1988	15 at Boise State	L 7-12
Sept. 9, 1989	8 Northwestern State	W 20-10
Nov. 11, 1989	5 Missouri State	W 16-15
Nov. 18, 1989	15 at Western Kentucky (18)	W 10-7
Nov. 25, 1989	4 at Idaho (15) *	W 38-21
Dec. 2, 1989	6 at Montana (15) *	L 19-25
Oct. 27, 1990	17 Northern Iowa	L 10-16
Nov. 10, 1900	8 at Missouri State	L 6-48
Nov. 23, 1991	4 at Northern Iowa	L 17-18
Sept. 12, 1992	1 at Marshall	L 28-63
Oct. 24, 1992	14 at Missouri State	L 10-13
Oct. 31, 1992	10 at Youngstown State	L 19-28
Nov. 7, 1992	1 Northern Iowa	W 21-15
Sept. 11, 1993	4 at McNeese State	L 7-49
Oct. 16, 1993	9 at Northern Iowa	L 27-31
Nov. 13, 1993	25 at Western Kentucky	L 14-28
Oct. 8, 1994	11 Northern Iowa	L 7-19
Oct. 7, 1995	21 at Northern Iowa (22)	L 7-17
Nov. 18, 1995	19 at Indiana State (12)	W 27-6
Nov. 25, 1995	5 at Stephen F. Austin (14) *	L 29-34
Oct. 19, 1996	8 Murray State (14)	L 28-35
Nov. 30, 1996	3 at Northern Iowa (16) *	L 14-21
Aug. 28, 1997	8 at Western Illinois (6)	L 0-41
Nov. 22, 1997	19 Eastern Kentucky (14)	L 7-49
Nov. 7, 1998	9 Murray State	L 21-35

GAMES VS. FCS RANKED OPPONENTS (cont.)

Date	Opponent (EIU Rank)	Result
Oct. 9, 1999	5 at Tennessee State	L 25-43
Nov. 13, 1999	7 Illinois State	L 17-24
Oct. 28, 2000	8 at Western Kentucky (17)	L 12-34
Nov. 25, 2000	1 at Montana (17) *	L 13-45
Oct. 27, 2001	14 Tennessee State (8)	W 52-49
Nov. 24, 2001	6 Northern Iowa (3) *	L 43-49
Oct. 12, 2002	19 Eastern Kentucky (9)	W 25-24
Nov. 30, 2002	2 at Western Illinois (6)	L 9-48
Nov. 15, 2003	21 at Jacksonville State	L 24-36
Nov. 13, 2004	14 Jacksonville State	L 21-31
Nov. 26, 2005	8 Southern Illinois (19)	L 6-21
Sept. 15, 2006	6 at Illinois State (18)	L 30-44
Oct. 28, 2006	12 at UT Martin (14)	L 9-15
Nov. 25, 2006	11 Illinois State (14) *	L 13-24
Sept. 15, 2007	17 Illinois State (14)	L 21-24
Nov. 24, 2007	4 at Southern Illinois (18) *	L 11-30
Oct. 3, 2009	18 Eastern Kentucky (23)	L 31-36
Oct. 24, 2009	12 at Jacksonville State (24)	W 28-20
Nov. 28, 2009	1 at Southern Illinois (19) *	L 7-48
Sept. 25, 2010	4 Jacksonville State	L 23-28
Sept. 24, 2011	15 at Jacksonville State	L 21-28
Sept. 15, 2012	15 at Illinois State	L 51-54 (2OT)
Oct. 27, 2012	18 at Eastern Kentucky	W 24-7
Nov. 17, 2012	10 at Central Arkansas (24)	L 30-48
Nov. 24, 2012	19 at South Dakota State (25)	L 10-58
Sept. 14, 2013	16 Illinois State (9)	W 57-24
Oct. 26, 2013	21 at Tennessee State (2)	W 34-16
Nov. 16, 2013	22 Jacksonville State (2)	W 52-14
Dec. 7, 2013	17 Tennessee State (2) *	W 51-10
Dec. 13, 2013	4 Towson (2) *	L 39-49
Sept. 6, 2014	25 Southern Illinois (14)	L 21-38
Oct. 11, 2014	16 at Eastern Kentucky	L 33-36 (OT)
Nov. 15, 2014	3 at Jacksonville State	L 20-27

* Denotes FCS Playoffs 21-55 (27.6%)



Eastern Illinois opened the 2010 season against Big Ten member Iowa. The Hawkeyes are the highest ranked FBS team EIU has ever faced.

ABC (National/Regional)

Date	Location	Opponent	Result
Dec. 2, 1978	H	Youngstown State (NCAA)	W 26-22
Dec. 9, 1978	N	vs. Delaware (NCAA)	W 10-9
Oct. 6, 1979	H	Western Illinois	L 7-10
Nov. 1, 1980	A	at Northern Michigan	W 35-28
Dec. 6, 1980	A	at Northern Alabama (NCAA)	W 56-31
Dec. 13, 1980	N	vs. Cal Poly (NCAA)	L 13-21

BIG TEN NETWORK

Date	Location	Opponent	Result
Sept. 8, 2007	A	at Purdue	L 6-52
Sept. 5, 2008	A	at Illinois	L 21-47
Sept. 4, 2010	A	at Iowa	L 7-37
Sept. 10, 2011	A	at Northwestern	L 21-42
Aug. 28, 2014	A	at Minnesota	L 20-42

COMCAST SPORTSNET

Date	Location	Opponent	Result
Sept. 1, 2011	H	Illinois State (CSN-Chicago)	W 33-26
Sept. 13, 2014	A	at Illinois State (CSN-Chicago)	L 15-34)

CSTV (CBS COLLEGE SPORTS TV)

Date	Location	Opponent	Result
Aug. 30, 2007	H	Tennessee Tech *	W 45-25

ESPN / ESPNU / ESPN CLASSIC / ESPN3

Date	Location	Opponent	Result
Nov. 29, 1980	H	Northern Colorado (NCAA - ESPN)	W 21-14
Oct. 9, 2009	A	at Penn State (ESPN Classic)	L 3-52
Nov. 19, 2009	H	Tennessee State * (ESPNU)	L 10-21
Sept. 24, 2011	A	at Jacksonville State * (ESPN3)	L 21-28
Sept. 8, 2012	A	at Western Michigan (ESPN3)	L 21-52
Nov. 24, 2012	A	at South Dakota State (FCS - ESPN3)	L 10-58
Sept. 21, 2013	A	at Northern Illinois (ESPN3)	L 39-43
Sept. 28, 2013	H	Eastern Kentucky * (ESPN3)	W 42-7
Nov. 16, 2013	H	Jacksonville State * (ESPN3)	W 52-14
Nov. 23, 2013	A	at UT Martin * (ESPN3)	W 70-22
Dec. 7, 2013	H	Tennessee State (FCS - ESPN3)	W 51-10
Dec. 13, 2013	H	Towson (FCS - ESPN2)	L 39-49
Sept. 27, 2014	A	at Ohio (ESPN3)	L 19-34
Oct. 25, 2014	H	Tennessee State * (ESPN3)	W 28-3
Nov. 15, 2014	A	at Jacksonville State * (ESPN3)	L 20-27

FOX SPORTS (MIDWEST / SOUTH / COLLEGE)

Date	Location	Opponent	Result
Sept. 22, 2001	A	at Eastern Kentucky *	W 21-14
Sept. 29, 2001	H	Tennessee Tech *	W 44-33
Nov. 17, 2001	H	Murray State *	W 37-6
Oct. 5, 2002	A	at Tennessee Tech *	W 35-28
Sept. 20, 2003	H	Illinois State	L 14-21
Sept. 9, 2006	H	Indiana State	W 31-21
Nov. 10, 2007	A	at Jacksonville State *	W 37-23
Oct. 27, 2012	A	at Eastern Kentucky *	W 24-7
Nov. 10, 2012	H	Southeast Missouri *	W 39-20

THE FOOTBALL NETWORK

Date	Location	Opponent	Result
Oct. 4, 2003	A	at Southeast Missouri *	L 17-30

MOUNTAIN WEST NETWORK

Date	Location	Opponent	Result
Aug. 31, 2013	A	at San Diego State	W 40-19

WEIU GAMES (includes road games broadcast locally)

Date	Location	Opponent	Result
Sept. 12, 1992	A	at Marshall	L 28-63
Aug. 31, 2002	A	at Hawaii	L 36-61
Aug. 30, 2003	H	California (Pa.)	W 27-0
Oct. 11, 2003	H	Eastern Kentucky *	L 0-41
Oct. 25, 2003	H	UT Martin *	W 29-12
Nov. 8, 2003	H	Tennessee Tech *	W 37-10
Nov. 22, 2003	H	Safmord *	L 14-17
Sept. 11, 2004	H	Indiana State	L 30-33 (ot)
Oct. 2, 2004	H	Southeast Missouri *	W 35-28
Oct. 16, 2004	H	Murray State *	W 24-9
Oct. 30, 2004	H	Tennessee State *	W 34-24
Nov. 13, 2004	H	Jacksonville State *	L 21-31
Sept. 17, 2005	H	Illinois State	L 6-27
Sept. 24, 2005	H	Samford *	W 43-14
Oct. 15, 2005	H	Eastern Kentucky *	W 53-22
Oct. 29, 2005	H	UT Martin *	W 26-7
Nov. 12, 2005	H	Tennessee Tech *	W 31-20
Nov. 25, 2005	H	Southern Illinois (FCS Playoffs)	L 6-21
Oct. 7, 2006	H	Southeast Missouri *	W 21-0
Oct. 21, 2006	H	Murray State *	W 20-10
Nov. 4, 2006	H	Tennessee State *	W 29-3
Nov. 18, 2006	H	Jacksonville State *	W 28-24
Sept. 15, 2007	H	Illinois State	L 21-24
Oct. 6, 2007	H	Eastern Kentucky *	L 21-28
Oct. 20, 2007	H	UT Martin *	W 29-23
Nov. 17, 2007	H	Samford *	W 33-17
Sept. 13, 2008	H	Indiana State	W 38-3
Sept. 27, 2008	H	Jacksonville State *	L 10-23
Oct. 18, 2008	H	Southeast Missouri *	W 24-21
Nov. 1, 2008	H	Murray State *	W 34-6
Nov. 15, 2008	H	Austin Peay *	L 13-15
Sept. 3, 2009	H	Illinois State	W 31-6
Oct. 3, 2009	H	Eastern Ketnucky *	L 31-36
Oct. 17, 2009	H	Tennessee Tech *	W 23-15
Nov. 14, 2009	H	UT Martin *	W 49-13
Sept. 11, 2010	H	Central Arkansas	L 7-37
Sept. 25, 2010	H	Jacksonville State *	L 23-28
Oct. 2, 2010	H	Southeast Missouri *	L 13-28
Oct. 9, 2010	A	at Eastern Kentucky *	L 7-35
Oct. 23, 2010	H	Murray State *	L 28-38
Oct. 30, 2010	H	Austin Peay *	W 28-10
Sept. 17, 2011	H	Tennessee Tech *	L 20-31
Oct. 8, 2011	H	Eastern Kentucky *	L 16-48
Oct. 22, 2011	H	UT Martin *	L 23-24
Nov. 5, 2011	H	Tennessee State *	L 17-18
Aug. 30, 2012	H	Southern Illinois	W 49-28
Sept. 22, 2012	H	Murray State *	W 50-49 (ot)
Sept. 29, 2012	H	Austin Peay *	W 65-15
Oct. 13, 2012	H	Jacksonville State *	W 31-28
Sept. 14, 2013	H	Illinois State	W 57-24
Oct. 19, 2013	H	Southeast Missouri *	W 55-33
Nov. 2, 2013	H	Tennessee Tech *	W 56-21
Sept. 6, 2014	H	Southern Illinois	L 21-38
Sept. 20, 2014	H	Austin Peay *	W 63-7
Nov. 8, 2014	H	Murray State *	W 48-26
Nov. 22, 2014	H	UT Martin *	L 16-37

Total Television Appearances ..... 54-44 (55.1 %)

NCAA indicates game was played as part of NCAA Division II playoffs
FCS indicates game was played as part of FCS/NCAA I-AA playoffs



The Panthers 1978 NCAA Division II playoff game was televised on ABC as the Panthers beat Youngstown State.



Eastern Illinois has appeared on the ESPN Family of Networks 15 times including on ESPN2 in the 2013 FCS playoffs.

EIU COACHING HISTORY



CHARLES LANTZ
1911-34, 1944



MAYNARD O'BRIEN
1946-50, 1952-55



RALPH KOHL
1957-64



CLYDE BIGGERS
1965-71



JACK DEAN
1972-74



JOHN KONSTANTINOS
1975-77



AL MOLDE
1983-86



BOB SPOO
1987-2011



DARRELL MUDRA
1978-82

Referred to as "Dr. Victory," **Darrell Mudra** (1978-82) is credited with saving Panther football. Taking over a moribund program that was 1-10 prior to his arrival in 1977, he directed EIU to one of the most incredible turnarounds in sports history as the 1978 Panthers went 12-2 and won the NCAA Division II National Championship in his first season. He was inducted into the College Football 'Hall of Fame' in August, 2000.



DINO BABERS
2012-13



KIM DAMERON
2014-

HEAD COACH	YEARS	TENURE	W-L-T	PCT.
Otis Caldwell	3	1899-1901	9-5-3	.618
Thornton Smallwood	1	1902	2-4	.333
Thomas Briggs	1	1903	5-2-2	.666
Joseph Brown	6	1904-09	18-14-7	.551
Harold Railsback	1	1910	2-3-1	.420
Charles Lantz	25	1911-34, 1944	96-65-13	.589
Winfield Angus	1	1935	1-7	.125
Gilbert Carson	5	1936-37, 39-41	17-19-3	.474
Harold Ave	1	1938	5-3	.625
Clayton Miller	1	1942	1-6	.143
James Goff	1	1945	2-3-2	.429
Maynard O'Brien	9	1946-50, 52-55	27-50-1	.353
Rex Darling	1	1951	4-2-2	.625
Keith Smith	1	1956	2-7	.222
Ralph Kohl	8	1957-64	17-49-2	.265
Clyde Biggers	7	1965-71	18-43-2	.302
Jack Dean	3	1972-74	6-24-1	.210
John Konstantinos	3	1975-77	9-21-2	.313
Darrell Mudra	5	1978-82	47-15-1	.754
Al Molde	4	1983-86	32-15	.681
Bob Spoo	24	1987-2011	144-131-1	.524
* Mark Hutson	1	2006	8-5	.615
Dino Babers	2	2012-13	19-7	.731
Kim Dameron	1	2014-	5-7	.417
TOTALS	110		496-507-43	.496

* Hutson served as acting head coach for the 2006 season as head coach Bob Spoo missed the season with a medical surgery.

Eastern Illinois Football Roster (1978-2014)

Players listed on the EIU football roster for 1978-2013 appeared in at least on game as recorded by official participation reports
Some players on the 1978 National Championship Team will show years prior to 1978 if they participated in those seasons

----------A----------

ACTON, Gordon 1986
ADAMS, Jon 1994-96
ADAMS, Mike 1990,05-07
ADENIJI, Ademola 2003-04,06-07
AHMER, Doug 1981
ALEXANDER, Clint 1999-02
ALLEN, Malcolm 2013
ALLISON, Nick 2001-02
ALOISIO, Kurt 1978
ALSOP, Kenny 1999-00
ALTEKRUSE, Mike 1985
ALVAREZ, Andre 2013
AMILCAR, Judes 2010-12
ANDERSON, Brian 1978
ANDERSON, Chris 1992-95
ANDERSON, Kevin 2002
ANDROFF, Dirk 1980-83
ANGLAND, Mike 1981-82
ARAPOSTHATHIS, Evan 1984-85
ARKADIE, Horace 2014
ARNOLD, Eric 1987-89
ARRINGTON, Adrian 2006-09
ASHFORD, Willie 1989
ASKIN, Austin 2014
ATHANS, Charlie 2013-14
AVINA, Ramiro 2000

----------B----------

BAKER, Adam 2009-12
BAKER, Fred 1998
BAKER, Laurent 1980
BANKS, Roy 1983-86
BANNING, Ethan 1994-97
BANNING, Ryan 1994
BARKER, Brandon 2013
BARNES, Adolphus 2013-14
BAWA, Ibrahim 1994-97
BAZIGOS, Spyros 2009-10
BEARD, Kevin 1996
BEARD, Nick 2010-13
BECKER, Rocky 1978,80
BECKMANN, Ryan 1995
BENJAMIN, Lorne 2001,03
BENNETT, Ryan 2006-08
BENNETT, Terry 1999-00
BENNING, Bob 1983-86
BENTLEY, David 2000-02,04
BERDIS, Brian 2004-06
BERRA, Cameron 2010-13
BERRYMAN, Steve 1984
BESENHOFER, Bill 1998-01
BESS, Travorus 2004-05,07-08
BESS, Willie 2001-02
BIHUN, Will 2002-05
BLACK, Aaron 2005-06
BLACK, Melvin 1984-85
BLAIR, Pat 1981-83
BLAND, DJ 2011-14
BLONN, Ben 2003-05
BOLLAN, Mike 1987-88
BONHAM, Rex 2011-13
BONNER, Ricardo 1997-98
BONNES, Steve 1984-86
BORCHARDT, John 1984-85
BORKOWSKI, Lee 1990
BORRE, Nick 2012-14
BOUNDS, Addison 2014
BOX, Reggie 2012-14
BOYD, James 1984
BOYKIN, George 1986-89
BRAVO-BROWN, Stephen 2014
BREWER, Phil 1994
BRIDGES, Gary 1982-83
BRINKERHOFF, Scott 1996-98
BRINSON, Devin 2012
BRISCOE, Mike 1986-87
BRONAUGH, Bob 1984-86
BROOKS, Robert 2004-05
BROSSEAU, Cam 1990-91
BROWN, Ben 2003-06
BROWN, B.J. 2003-06
BROWN, Blair 1979
BROWN, Booker 1981-82
BROWN, Chris 1993-96,05
BROWN, D.J. 2008
BROWN, Ray 1986-88
BROWN, Rich 1978-80
BROWN, Wayne 1998-00
BRUCE, Zach 2009
BRUMMERSTEDT, Kurtis 2014
BRUNO, Nick 2014
BRUNS, Cody 2009-10
BRZESKI, Butch 1985-87
BUCHANAN, Jerome 1991-94
BUCKELLEW, Jon 1979
BUICH, Anthony 1998-99
BUJNAK, Mike 2001-02
BUMPHUS, Will 1999-02
BURCY, Solomon 1995,97
BURGE, Perry 2008-10
BURGE, Tristan 2003-06
BURNETT, Rick 1986
BUTLER, Terry 1994-95

----------C----------

CAIN, Willie 1985-86
CAIRO, Louis 2007
CAIRO-GROSS, Drew 2004-07
CALABRESE, Jason 1992,94
CALDWELL, Jason 1991-92
CALDWELL, Kris 2005
CALLAHAN, Brian 1989-91
CALZADILLAS, Jason 1994-95
CAMPAGNA, Joe 2012-14
CAMPANA, Mark 1976-79
CAMPANELLA, Jordan 2004-07
CAMPBELL, Chris 2006-09
CAMPBELL, Sean 2006,08-10
CAMPIONE, Dave 2003-06
CARLIN, Mike 1997-00
CARMICHAEL, Elvin 1981-83
CARROLL, Pat 1985-87
CARSON, Sam 1978-79
CARVER, Tim 1992-95
CASTAGNOLI, Frank 2000-03
CASTELLANOS, Henry 1983
CASTILLO, Edson 1989-92
CATAN, Pete 1978-80
CHAMBLISS, Torrey 1999
CHANCELLOR, John 1978
CHESTER, Cedric 1978
CHISM, Dan 2013-14
CHOY, Pono 2012-14
CHRISTENSEN, Jake 2009
CHRISTENSEN, Jeff 1980-82
CHRISTENSEN, Matt 2014
CLARK, Lemont 1995-96
CLEVELAND, Chad 2002-05
COBB, David 1978-79,81
COBB, Poke 1976-79
COBB, Shannon 2008
COCHRANE, Bill 1985-86
COIA, Joe 2005
COLEY, Obinno 1999-02
COLLINS, Kip 1992
COLVIN, Reggie 1992-93
CONWAY, Duane 1991-94
COOK, Jason 1988-91
COOK, Kevin 2007-10
COOPER, James 2009-11
COOPER, Obadiah 1992-93
COOPWOOD, Greg 1983
COOPWOOD, Teddy 1980-83
CORONADO, Thomas 2014
COURTNEY, Bryan 1987
COVINGTON, Jerome 1985-86
COVINGTON, Tyrone 1981-84
COX, Juan 1987-90
COX, Mike 1979-80
CRAIGHEAD, Mark 1981
CRAWFORD, Tavares 2010-12
CRISSY, Charles 1979
CROMER, Anthony 2001
CROSS, Leinad 1995-96
CUMMINGS, Dante 2002-03
CUSHINGBERRY, Warren 1990-91
CUTOLO, Frank 1998-01

----------D----------

D'ALESSIO, Ray 1989-90
DANIELS, Maurice 1996
DAVENPORT, Clinton 1980
DAVIS, Donnie 1997
DAVIS, Gil 1998-01
DAVIS, Guillermo 2003
DAVIS, Julius 1999-01
DAVIS, Ken 2004
DAVIS, Ricky 1980
DAVIS, Terry 2002
DAVIS, Tyrone 1980-83
DAY, Jamarr 2003-04
DEE, Dan 1989-92
DeFRANZA, Danny 1991-92
DeLONG, Ray 1980-81
DELPHONSE, Fedney 2012-14
DeMOULIN, Bob 1981
DENTON, Lonnie 1978-79
DENZER, Shawn 1995-96
DeVITA, Rob 1983-85
DEWBERRY, Bradley 2014
DeWITT, Jimmie 1978
DIAN, Craig 1980
DIBIASE, Brian 2000
DiMARTINO, Dan 1978-79
DIRCKS, Eric 1990-93
DOBRICH, Carl 1978-80
DOBY, Keidrick 2003-05
DOHERTY, Mark 1993
DONATO, Mike 2005-06
DONOGHUE, Ed 2001-02
DORSEY, James 1992-95
DOWDELL, Artavious 2009-12
DOXY, Eddie 1986
DRAKE, Adam 2011-14
DRENDEL, Sean 1991-93
DREW, Reggie 1982-84
DRIVER, Roger 2003
DuFRENNE, Andy 2003-04
DUHAI, Justin 2003-06
DUNCAN, Greg 1980-83
DUNCAN, Taylor 2011-14
DUNKLE, Chris 1994-97
DUNN, Taylor 2008-09

----------E----------

ECTOR, Melvin 1986
EDWARDS, Cody 2014
EDWARDS, Okori 1999
EHMKE, Rich 1986-87
ELDER, J.R. 1989-90
ELLENS, Martin 1990-92
ELLER, Nick 2002-03
ELLIS, Roy 1981-84
ELLISON, Kevin 1993-96
EMBRY, Mike 2004-05
EMHOFF, Lee 1988,90
ERVIN, George 1978
ESSMAN, Dick 1981-82
EVANS, Lee 1989-91
EVANS, Michael 1996
EVERS, Joel 2007-08
EWING, Kalvinci 1999

----------F----------

FALLON, Dan 1982-84
FANTI, Dino 2012-14
FARRELL, Jim 1993
FARRELL, Tony 1989-91
FELLOWS, Dan 1998-00
FENDLEY, Tom 1983-84
FERGUSON, Dave 1981-83
FERGUSON, David 1984
FERRIERA, Jinho 1995
FICHTEL, Brad 1989-92
FIOCCHI, Lee 2000-01
FISCHER, Brent 1987,89
FISHER, Jason 2005-07
FOEHRKALB, Preston 1999
FOLTYS, Niko 2012
FORST, Ed 1980
FORSTER, Jeff 1977-79
FOSTER, Doyle 1983
FOUCHE, Anthony 1997,99
FOWLE, John 1997
FRANA, Brian 1998-99
FRANGEIH, Bill 1996-97
FRAZEE, Matt 2002
FREEMAN, Jermaine 2003
FRERICKS, Trevor 2007-09

----------G----------

GADSON, John 2007
GALAN, Nate 2007-10
GALES, Kevin 1991-92
GAROPPOLO, Jimmy 2010-13
GARRITY, Mike 2010-11
GEHRIG, Matt 1997-00
GEILE, Chris 1985-86
GENTILE, Mike 1997-00
GENTILE, Paul 1999
GEORGE, Clayton 2003,05-06
GILKEY, Scotty 1999-01
GILLELAND, Scott 1978-81
GILSON, George 1993
GLEASON, Tim 1989-91
GOBER, Keiondre 2012-14
GOLDTHORPE, Jeff 1979
GOODMAN, Anthony 2012-14
GORDON, Don 1978
GORZNY, Jordan 2004
GOSSETT, Jeff 1976-77,79
GOVAN, Tim 1987-88
GRACE, Shaun 1997-01
GRADY, Mark 1987,89-91
GRANGER, Timotheus 2011-14
GRANT, Otis 1979-80
GRAVENHORST, Barry 1984-85
GRAVES, Charles 2007-10
GRAY, Kevin 1980-81
GREEN, Austin 2014
GREEN, Centanus 1978
GRIFFIS, Terry 1998-00
GRISTICK, Adam 2011-14
GRITZMAN, Tim 2007
GRODECKI, Jay 1996-98
GROOM, Scott 1978
GROSSMAN, Ryan 2008-10
GRUGIER-HILL, Kamu 2012-14
GULLETT, Ryan 1999
GUNN, Stan 1978
GUNTER, Mike 2012-14
GUZALDO, Gerald 1994-95
GUZALDO, Mike 2000

----------H----------
HALL, Joe 2012-13
HALL, Kendrick 1993-94
HANTAK, AJ 2013-14
HARDISON, Eugene 1980
HARDT, Kevin 1984
HARMS, Randy 1980-81,84
HARRIS, Andrew 2003-04
HARRIS, Doug 1980
HARRIS, Jason 2000
HARRISON, Malik 2014
HARTMANN, Brad 1997
HATFIELD, Bill 1981
HAUER, Jared 2014
HAWKINS, Shavez 1992-93
HAYNES, Rashad 2007-10
HAYNES, Robert 2011-14
HEARD, Rod 1989-90
HEDRICK, Keithan 2009-11
HEINZ, Doug 2000
HELFRICH, Steve 1988
HELMRICHS, Barry 1978-79
HELMS, Alex 2012-13
HENDERSON, Steve 1979
HENDERSON, Willie 2008-10
HENDRICKS, Sam 2011-12
HENZ, Mike 1980
HESS, Tom 1995-96
HICKMAN, Terrence 1989-92
HICKS, Chris 1992-95
HIGH, Willie 1992-95
HILL, Aaron 1992-94
HILL, Kevin 2001-02
HINES, Carlos 1998
HOBBS, Bryant 1980
HOBSON, Jerry 1978-79
HOCKADAY, Luke 2008
HODGE, Andre 2012-14
HODOR, William 2004-08
HOLCOMBE, Daryl 1986-89
HOLLAND, Bernard 1984
HOLLIDAY, Roosevelt 2009-12
HOLOMAN, Roger 1981-83
HOPPER, Jeff 1990
HOPSON, Dawanzel 2002-03
HOULIHAN, Pete 2010-13
HOWARTH, Bob 1988
HOWLETT, Mike 1987
HUDSON, Otis 2008-09
HUGHES, Brandon 2005
HUMMERT, Blaine 2003
HUMPHREY, Eugene 1986-87
HUNERBERG, Travis 1995-96
HUNTER, Kevin 1984-86
HURLEY, Mike 1984-85
HYDE, Clint 1992-93

----------J----------
JACK, Adam 2002-04
JACKSON, Deonte 2011,13-14
JACKSON, Ed 1994-97
JACKSON, Jerry 1983-84
JACKSON, Melvin 1991-93
JACKSON, Ortega 1980-83
JAMES, CJ 2007-10
JAMES, Everett 1995
JAMES, Wilbert 1978-81
JASKER, Bryan 1993-94
JAVORSKI, Todd 2000,02
JEAN-CHARLES, Irvin 2005-08
JEFFERSON, Ira 1978-81
JENNINGS, Al 1981-82,84
JENNINGS, Brian 2013
JENSIK, Greg 1993-94
JEROME, Darin 2005-07
JESKE, Ray 1976,78-79
JOHANN, Matt 2003
JOHANSON, David 2003
JOHNSON, Antoine 2014
JOHNSON, Donovan 2006-08
JOHNSON, Eric 2003-06
JOHNSON, Ricky 2001
JOHNSON, Scott 1985-88
JOHNSON, Travis 1998
JONES, Alex 2008-09
JONES, Andre 1999-02
JONES, Brian 1997-00
JONES, Geoff 1979
JONES, James 2007
JONES, Jamie 1988-91
JONES, Kevin 1978-81
JONES, Tim 1991
JORDAN, Ron 2006-08
JOSEPH, Matt 1998
JULIUS, Cedric 2014
JURKOVIC, John 1985-86,88-89

----------K----------
KAATMAN, T.J. 2005
KANZ, Evan 2013-14
KAPELLAS, Kevin 2008-12
KEELING, Michael 2005
KELLY, Brian 1991-92
KELLY, Shane 2009-12
KELLY, Tim 2004-07
KENEIPP, Wayne 1990-91
KERR, Taylor 2011-14
KESLER, Adam 2005-06,08
KEYS, Chip 2005-08
KEYS, Ryan 2005
KICKELS, Gordy 2008-11
KIEBOOM, Alswinn 1985
KINCHEN, Kenny 2008
KISSACK, Kyle 1999-02
KNISS, Kyle 2005
KNOLHOFF, Seth 2008-09
KOROSEC, Bill 1991-94
KOSINSKI, Jack 2004-05,07-08
KOZIEL, Bob 1995-98
KRAMER, Mike 1996-97
KRAY, Nick 2005-07
KREKE, Nathan 1998-00
KRIPP, Joe 2010
KROL, Ben 2012-14
KRUTSINGER, Charlie 1977,79-80
KUEHN, Steve 2002-06
KUHN, Mike 1982-84
KUZELKA, Dick 1979

----------L----------
LABIAK, Rick 1987-88
LAFFERTY, Jack 1978-79
LANCE, Tim 1987-90
LANDSTROM, Eric 1984
LANE, Demetrius 1990-93
LANE, Derrick 1990-92
LANGAN, Pat 1994-95
LANIER, Robert 1998
LARGE, Brandon 2010
LARGENT, Steve 1992-95
LARNER, Chad 1996-99
LARSEN, Cris 1978
LARSON, James 2005-08
LATU, Uasi 1986
LAWRENCE, Kent 1981-83
LEE, Alonzo 1978-80
LEE, Andy 1997-98
LEE, Darnell 2014
LEE, Marcus 2011
LEMAN, Cory 2008-11
LePAK, Jeff 2013-14
LERA, Jimmy 2011-14
LESTER, Curtis 2002-04
LETTON, Mike 2009-11
LEWANDOWSKI, Dave 1984-87
LEWIS, Corey 1997,99-01
LEWIS, Haakim 2008-09
LEWIS, Vince 2001-04
LIMA, Andre 2006-09
LIPP, John 1978-79
LITTLE, Shepard 2013-14
LIVINGSTON, Antonie 1998-01
LLOYD, Dale 1987-88
LOFTMAN, Seymour 2005-09
LOHRENZ, Lance 1996-98
LONGSTREET, Gene 1978
LORA, Erik 2009-10,12-13
LORICK, Marcus 2001-04
LOTHE, Kory 2002-05
LOVE, George 2002-05
LOWERY, Jimmy 2013-14
LUCZYNSKI, Colin 2007-09
LUHRING, Alex 2009
LUHRSEN, Eric 2012-14
LYLE, Juan 1994
LYLES, Jim 1980-81
LYNCH, Justin 1995-98
LYNCH, Peter 2005

----------M----------
MABRY, Cameron 1997
MACEK, Mike 1987
MADISON, Anthony 1995
MAGEE, Mike 1980
MAGLIOCCO, Tony 1998,00
MAGRO, Dean 1983-85
MAHAN, Greg 2009-12
MAHONEY, Kevin 2007-08
MALLEY, Tim 1992
MANGAN, Mike 1995-96
MANLEY, Andrew 2013-14
MANUEL, Anton 1994-97
MANZKE, Don 1979-82
MARABLE, James 1985-88
MARCELIN, Alain 2007-10
MARCINKOWSKI, Steve 1997-99
MARODER, Tim 1978-79
MARS, Brad 1981-83
MARTIN, Carnell 1999-00
MARTIN, Steve 1982-83
MARTINEZ, Mike 1992-93
MARTINEZ, Nick 2008-11
MASSAT, Paul 1997-00
MATHIS, Rod 1983-85
MATICHAK, Tim 1976-78
MATLA, Pascal 2003-05
MAUCH, Pete 1992-95
MAURER, Jake 1999-03
MAYFIELD, Craig 2000
MAYNARD, Perry 2009-12
McCALL, LeQuince 2012-13
McCLAIN, Eric 1979
McCOTTRELL, Damian 2000-02
McCRAY, D'Angelo 2008
McCRAY, Shon 1985-87
McCUE, Randy 1981-82
McDAVID, Jabarey 1996-97,99-00
McDONALD, Seth 2013-14
McELROY, Ray 1991-94
McFADDEN, Keith 1980-81
McGAVOCK, Brian 1993,95-96
McGHEE, Scott 1977-80
McGRATH, Sean 2007-08
McHENRY, Nick 2007
McINTYRE, Kent 1988-91
McMURRAY, Alvin 1981-83
McNAIR, Jake 2013
McNARY, Mike 1993
McNULTY, Alex 2010-13
MEHALIC, Rob 1978-81
MEHALL, C.J. 1996-97
MELVIN, Randy 1978-80
MENSIK, Don 1992-94
MERCIER, Bobson 2007-09
MERENOWICZ, Chris 1977-80
METZGER, Brad 1998-01
METZGER, John 1987-89
MEYER, Cody 2012-13
MEYER, Ryan 2012-13
MEYERS, R.J. 2004-07
MICELI, Corey 1992
MILAN, Stan 1987-90
MILAUSKAS, Pete 2002-03
MILES, Jeff 1988-91
MILLARD, Chaz 2006-09
MILLER, Fred 2000-03
MILLER, Greg 1998
MILLER, Malcolm 2014
MILLER, Mike 1993-94
MILLER, Todd 1992-94
MILLS, Jeff 1985-86,88-89
MILOSOVIC, Mike 1986
MINER, Dave 1978-79
MINES, Bill 1979-82
MINNA, Deacon 2002
MINNE, Leo 2012
MITCHELL, Jake 2009,11
MITCHELL, Joe 1982
MITEFF, Jim 1984-87
MOBLEY, Jermaine 2003-06
MOCIRAN, T.B. 1999
MOLNAR, Jim 1981
MONTGOMERY, Broc 1989-92
MOORE, Bill 1977-78
MOORE, Brian 2004-05
MOORE, Jon 1984-85
MOORE, Tim 1988-91
MORGAN, Marty 1981
MORLEY, Mike 2002-03
MORRIS, Justin 2001-02
MORRIS, Mike 2002-05
MORRISON, Anthony 2005
MOSKAL, Tom 1982-85
MOSS, Wendell 1992
MOYER, John 1995-96
MUEHLING, Matt 1997-98,00
MULLEN, Rick 1992-95
MUNDA, Pat 1989
MURNANE, Conor 2009-10
MURRAY, Hunter 2000
MURRAY, Mike 1980
MURRAY, Tom 1977,79-81
MUSGRAY, Jeff 1981,84
MUTTER, Luke 2003-04

----------N----------
NAILON, Ed 1984-85
NASTI, Nick 2007-10
NEAL, Daryl 1999-01
NECESSARY, Brian 1984
NELSON, Chris 1984-85
NELSON, John 2007
NEWBY, Brian 1982-85
NICHOLS, Robert 2003-05
NICHOLSON, Chris 1982-83
NICHOLSON, Steffan 1996-98
NIXON, Wes 1982-83
NOLL, Jim 1991-92
NOLL, John 1987-90
NORRIS, Bob 1978,81-82
NORRIS, Will 2005-07
NOZINOR, Alicus 2004-05,07-08



----------O----------

O'BRIEN, Sean 1985-87
O'NEAL, Devon 2000-03
O'NEIL, Steve 1996
O'NEILL, Mike 2009-12
ODAM, Jeb 1997-98
OETTING, Jeff 1987-90
OLDEN, Jeremiah 2001
OLIEH, Steve 1999
OLIVER, Antwan 2000-01
OSBORNE, Alfred 2001-03,05
OUTLAW, Noel 1997
OWENS, Charles 2003-06


Nick Ricks

----------P----------

PACE, Ryan 1996-99
PAGANO, Chris 1994
PAGLIARA, Dominic 2010-13
PALE, Joe 1994
PARKER, Carl 1984-87
PARKER, Steve 1978,80
PARKS, Matt 2012-13
PARSILL, Adam 2002-06
PAULSEN, Tyler 2012
PAYTON, Sean 1983-86
PEARSON, Warren 1988
PENDERGRASS, Trey 2012-14
PENIO, Justin 2003
PENNINGTON, Paul 1991-94
PENROW, Shelton 2007-09
PEREZ, Ben 1993
PEREZ, Danny 2003
PERRY, Antwan 1997-98
PERSON, Charlie 1980-83
PETERSEN, Mark 1984-87
PETRIE, Mike 1989-91
PETTIGREW, Tom 1978-79
PETTIGREW, Tracey 1996
PETTWAY, Brandon 2002-03
PIERCE, Alex 2010-13
PIERCE, Calvin 1983-86
PILKERTON, Scott 1985-86
PILSON, Jamie 1990-91
PINDAR, Brian 1988-91
PINE, Tyler 2003-05
PITTMAN, Del 1981-85
PITTMAN, Don 1977-80
PITTS, DuWayne 1984-87
PJATAK, Tom 1996
POLEWSKI, Dan 1985-86
PONIUS, Quinten 2005-08
PONTES, Rodney 1996-97
POPP, Dave 1986-87
POTEMPA, Jimmy 2009-10
POTTS, Marcus 1977-78
POWELL, Joe 2013-14
PRAAMSMA, Conrad 1996-97
PRICE, Curtis 1993-95
PRICE, Kyle 1992-93
PRSOTRAN, Bato 1979
PRYOR, John 2003
PURCELL, Dan 1989-92

----------Q----------

QUILL, Mitch 2008-09

----------R----------

RAFFERTY, John 1983-85
RAMSEY, Ben 1997
RANGEL, Steve 2000
RASHEED, Hasheem 1995-96
RAYMOND, Andre 2000-03
REAB, Mitch 2011-12
READING, Josh 1999
REDMOND, Howard 1997
REEDER, Bodie 2007-09
REESE, David 1978-79
REICHERT, Ron 1994
REMKE, Joe 1988-91
RENNELS, Darrell 1991,93
RETTKE, Eric 2008-09
REYNA, Carlos 2008-10
REYNOLDS, Doug 2009
REYNOLDS, R.L. 1986-89
REYNOLDS, Tommy 1997
RHEA, Greg 1985-86
RICHART, Mike 1992-94
RICKS, Lorence 2008-11
RICKS, Nick 2000-03
RIDGNER, J.R. 2009-11
RIGSBY, Rashaad 2007-08
RILEY, Leon 2013-14
RINGHOFER, Curt 1993-94
ROBERTS, Scott 1983
ROBERTS, Terry 1998
ROBINSON, Brandon 2001-04
ROBINSON, Keagan 2009-11
ROCHE, Charlie 1994-95
ROEHRIG, Steve 1993
ROLFE, Craig 1996
ROLHEISER,Terry 1980
ROLSON, Jeff 1985-88
ROMERO, Hud 1996
ROMO, Tony 1999-02
ROSENLUND, Chris 2001-02
ROSENSTIEL, Bob 1995-96
ROSS, Brandon 2013-14
RUBICAN, Anthony 2004-07
RUCKER, Micah 2006-07
RUETER, Jonathan 2003-06
RUFF, Byron 2001
RUMMELL, Mike 1989-92
RUSSELL, Kelvin 1994,96-97
RYKARD, Jeremy 2011-12


Chris Szarka

----------S----------

SAHM, Mike 1990-91
SAMS, Ke'Andre 2005-08
SANDERS, Terrance 2002-06
SANDERSON, Scott 1984-85
SARVER, Jim 1988-89
SAUNDERS, Steve 1989
SCALA, Tony 1976-79
SCARIANO, Jeff 1990
SCHABERT, Matt 2004
SCHALK, Farley 2001-02
SCHAUB, Pete 1983-84
SCHEIBEL, Mike 2005-09
SCHELL, Mike 1979-80
SCHILD, Brandon 1995-96
SCHMIDT, Chuck 1979
SCHMIDT, Jim 1981-84
SCHMINK, Alex 1999-00,02
SCHOFIELD, Tom 2002-05
SCHRATZ, David 2003
SCHULZ, Ryan 2004-06
SCHUMAN, Jason 2012-13
SCHWAGER, Tod 1990
SCOTT, Gary 1983-84
SCOTT, Reggie 1995-98
SEGOVIA, Gonzalo 1998-01
SEIBERT, Collin 2011-14
SELLERS, Clint 2005-06
SENGSTOCK, John 1987-90
SETTLES, Mike 1990-91
SEVERSON, Chris 1985-86
SEWARD, Len 1981-82
SEWARD, Tom 1975,78
SEYMOUR, Lucius 2003-06
SHANK, Josh 2001
SHAVERS, Darius 1985-86
SHAW, Woody 1981-82
SHEA, Mike 1994-97
SHEEDY, Mark 1988-89
SHEPHARD, Jeff 1984
SHEPHERD, Nico 2013-14
SHIPBAUGH, Rick 1978-80
SHOBER, Matt 1999
SHOLL, Scott 2001-02
SHONK, Matt 2003
SHORTRIDGE, Nathan 2006,08
SHUFF, Ryan 1996-98
SIGNOR, Austin 2008-09
SIMON, Kurt 1987-88
SIMPKINS, Clinton 2011,13
SIMPSON, Mike 1996-97
SINK, Rod 1975,78
SLATER, Dana 2003
SLAUGHTER, Rod 1979-80
SMITH, Amiziah 1997
SMITH, Jerrell 1995-98
SMITH, Martez 1975-76,78
SMITH, Mike 1989-90
SMITH, Norris 2005-08
SMITH, Rahsaan 1998-99
SMITH, Will 1984
SMOOTS, Rod 1986
SOBOL, Jeff 2006-08
SOBOLEWSKI, Steve 2003-06
SPACK, Derrick 1990
SPATES, Barney 1978
SPEARS, Ryan 2006-07
SPELLER, Vince 2014
SPIES, Drew 2007
STANDIFER, Anthony 2014
STANTON, Jason 1999-00
STAPLE, Kevin 1980-83
STECKEL, Trent 2006-08
STEEL, Anthony 2002
STEINER, Quinn 1989
STEVENSON, Ben 1986-88
STEWART, Dimitri 1987-89
STEWART, Ralph 1987-89
STINSON, Cole 2006-07
STONE, Justin 1998
STRAUCH, Dave 1982
STRIGGLES, Lewis 1990,92
STUART, George 1981
SUTTON, Alton 1985
SUTTON, Shannon 1990-92
SWEENEY, Matt 1992-95
SWINGLER, David 1985,87-89
SWINNING, Mark 1994
SYNDOR, Jason 1992
SZARKA, Chris 1995-96

----------T----------

TARPEY, Mike 1992-94
TAYLOR, Anthony 2013-14
TAYLOR, Antonio 2010-13
TAYLOR, J.R. 1999-02
TAYLOR, Laquesse 2013-14
TAYLOR, Phillip 1998-99
TAYLOR, Reggie 1982-83
TAYLOR, Winston 1999-00
TECHERA, Hector 1983
TERRY, Trevor 1990-91
THIESSEN, Mark 1993-94
THOMAS, Aaron 1985-87
THOMAS, Dave 1997
THOMAS, Donald 2004-07
THOMAS, Glenn 1978-79
THOMPSON, Ira 1982-83
THOMPSON, Lance 2001-02
THOMPSON, Travis 1996-97
THORNE, Jeff 1990-93
THORSEN, Eric 1989
TILLOTSON, Steve 1986-87
TIPTON, Donnie 2003
TORRES, Michael 2004-07
TORRES, Tony 1999-00
TOSCH, Rick 1998
TREIDA, Eric 1981
TRIBBLE, Randolph 2009-11
TUREK, Mike 1988
TURK, Steve 1978-79
TURNER, Adrian 1979
TURNER, Ryan 2009
TURNER, Sinque 2004-07
TUZIL, George 1979-80,82

----------V----------	
VACCARO, Chris	2006-09
VAILOPA, Louis	2014
VAKOS, John	1991-92
VALENTA, John	1986
VAN WAGONER, Charles	1978,80
VANDERVEEN, Tom	1978-80
VARELA, Eric	2011-12
VEHOVIC, Daniel	2007-10
VINCENT, Andy	2002-03
VINSON, Charlie	1984-85
VOGL, Andy	1975-78
VOLLING, Leonard	1999-00
VOSS, Ryan	2003-06
VOYTILLA, Jon	2010-13
----------W----------	
WALKER, Chevon	2008-09
WALKER, Elven	2013-14
WALKER, Jake	2010-12
WALLS, Derold	1984-85
WALSH, Frank	1981,83
WALTER, Chris	2002-03,05
WALTERS, Pierre	2005-08
WALZ, Kevin	2002-03
WANZECK, Travis	2002-05
WARD, Desmin	2008-10
WARRING, James	1977-79
WASHINGTON, Ron	1978-79
WASHINGTON, Stephen	2004-06
WASKOW, Tim	1998-99
WATKINS, Chavar	2009-12
WATSON, Chris	1995-98
WEATHERFORD, Scott	2010-13
WEBB, Vincent	2003-06
WEBER, Brian	2005
WEBER, Scott	1980-81
WEGRZYN, Dan	1988-91
WELLS, Kim	1975-78
WERTZ, Pat	2011-13
WESTENBERGER, Chris	1993,95-96
WESTRICK, Matt	2006-07
WHITE, Darryon	1980,82-83
WHITE, Marques	2013
WHITEHEAD, David	1986
WHITLOW, Jalen	2014
WHITTAKER, Kenny	2009-11
WICKLIFFE, Jourdan	2012-14
WILBERN, DeShawn	2013-14
WILHELMS, Derick	1984-86
WILKE, Tyler	2005-08
WILKERSON, Chris	1991-94
WILKES, Pete	1994-97
WILLIAMS, Charles	1985
WILLIAMS, Jerone	2011-12
WILLIAMS, John	1998-01
WILLIAMS, Levi	1994
WILLIAMS, Mon	2009-10
WILLIAMS, Robert	1980-83
WILLIAMS, Roosevelt	2000-02
WILLIAMS, Shawn	2008
WILLIAMS, Stan	1998
WILLIAMS, Thomas	1997
WILLINGHAM, Seth	1996-99
WILSON, Chad	2005-06
WILSON, George	1995
WILSON, Paul	1986
WILSON, Rodney	1994-97
WINBUSH, Ken	1979
WINSTON, Ron	1988-89
WINTER, Doug	1993
WINTNER, Randy	1990-91
WISE, Von	2009-12
WOJNOWSKI, Keith	1979-82
WOLFE, Barry	1983-85
WOOD, Eric	1992
WOODSON, AJ	2011-14
WOOLVERTON, Brady	2005-08
WRIGHT, Chris	2009-12
WRIGHT, Chuck	1976-77,79-80
WRIGHT, Jerry	1981-84
WURM, John	2011-13
WYATT, Tim	1984-85
----------Y----------	
YAKOS, Brad	1980
YATES, Zach	2005-07
YOUNG, Kourtney	1998-01
----------Z----------	
ZENG, Kevin	1991-94
ZIEMANN, Rick	1985-86
ZINK, Eric	2008-11
ZWILLING, Mark	1981-82





In the long history of Eastern Illinois football many players have distinguished themselve on the playing field. In 2009 EIU retired its first football number with the No. 17 formally worn by Tony Romo being retired at homecoming against Tennessee Tech. In 2010 Sean Payton's No. 18 was retired during the season opening contest against Central Arkansas.

O'BRIEN FIELD

O'Brien Field, home for Panther football, is a 10,000 seat stadium with Pro-Grass artificial turf that was installed in 2004.

The stadium was named after the late **Maynard 'Pat' O'Brien**, former football, track and cross country coach and one of ten charter members of EIU's 'Hall of Fame'.

Originally constructed in 1970, a $2 million 'Reach for the 21st Century' renovation was completed in 1999 with new offices added for coaches, meeting and video rooms, locker room, expanded weight room and athletic training facilities.

Since the stadium first opened in 1970, six NCAA football post-season tournament playoff games have been held here. The Illinois High School Association annually hosts its boys and girls state track and field meets here, which features nearly 5,000 competitors and over 15,000 spectators. A regional Special Olympics is also held in the stadium each spring.

The stadium served as the summer home for the former St. Louis Cardinals football team in 1976 & 1977 and again from 1982-87. The 'Brighten O'Brien' capital project added lights and another level onto the press box in 1986.

In the summer of 2008 the team locker room was renovated in the summer of 2009 a state of the art video/audio scoreboard was installed in the north end zone.





42-YEAR HOME RECORDS

1970	1-4	1994	4-2
1971	4-1	1995	6-0
1972	0-5	1996	3-2
1973	2-4	1997	4-1
1974	3-2	1998	3-3
1975	2-1-2	1999	1-4
1976	3-3		
1977	1-3	2000	5-0
1978	7-0	2001	5-1
1979	4-3	2002	5-0
		2003	3-3
1980	7-0	2004	3-2
1981	5-1	2005	4-2
1982	7-0	2006	5-1
1983	5-1	2007	3-2
1984	4-2	2008	3-2
1985	5-1	2009	3-2
1986	7-1		
1987	3-2	2010	1-4
1988	4-2	2011	1-4
1989	6-0	2012	5-0
		2013	6-1
1990	3-2	2014	3-2
1991	4-1	**TOTAL**	**168-80-3**
1992	4-1		
1993	1-2-1		

PANTHER HOMECOMING HISTORY ... 50-39-8 OVERALL

1915	W	52-6	Shurtleff	1949	L 0-14 Western Illinois
1916	W	19-7	Southern Illinois		
1917	W	13-7	Illinois State	1950	W 21-7 Southern Illinois
1918			No game	1951	W 27-21 Northwest Missouri
1919	L	0-32	Millikin	1952	L 7-22 Southern Illinois
				1953	L 2-7 Northeast Missouri
1920	L	7-20	Illinois State	1954	L 6-20 Southern Illinois
1921	W	28-0	Rose Poly	1955	W 33-13 Indiana State
1922	T	0-0	Illinois State	1956	L 21-29 Evansville
1923	W	23-0	Southern Illinois	1957	L 13-21 Western Illinois
1924	W	3-0	Illinois State	1958	L 8-29 Southern Illinois
1925	L	0-13	Evansville	1959	L 6-38 Northern Illinois
1926	L	0-19	St. Louis (JV)		
1927	W	14-2	Southern Illinois	1960	L 8-52 Southern Illinois
1928	W	19-0	Illinois State	1961	T 20-20 Northern Illinois
1929	W	7-6	Indiana State	1962	L 7-28 Hope College
				1963	L 0-43 Northern Illinois
1930	W	23-0	Western Illinois	1964	L 23-25 Indiana State
1931	L	0-6	Southern Illinois	1965	L 8-28 Western Illinois
1932	L	0-40	Millikin	1966	T 0-0 Illinois State
1933	L	6-23	Illinois State	1967	W 12-7 Western Illinois
1934	W	19-0	Indiana State	1968	L 28-37 Bradley
1935	L	0-13	Illinois State	1969	L 6-44 Western Illinois
1936	W	13-0	Indiana State		
1937	T	0-0	Illinois State	1970	L 20-29 Illinois State
1938	L	0-18	Western Illinois	1971	W 32-21 SW Missouri
1939	T	0-0	Illinois State	1972	L 11-39 Illinois State
				1973	W 34-14 St. Joseph's
1940	W	25-6	Southern Illinois	1974	W 14-9 Illinois State
1941	L	0-19	Illinois State	1975	T 3-3 Western Illinois
1942	L	0-45	Western Illinois	1976	L 10-30 Northern Michigan
1943			No game	1977	L 14-24 Wayne State
1944	L	7-40	Illinois Wesleyan	1978	W 42-7 Illinois State
1945	T	0-0	Southern Illinois	1979	W 39-21 Northern Michigan
1946	L	13-26	Illinois State		
1947	W	13-6	Illinois State	1980	W 31-14 Illinois State
1948	W	15-6	Northern Illinois	1981	W 20-8 Western Illinois

1982	W	18-0	Akron	1990	W 31-22 Indiana State
1983	W	21-20	Youngstown State	1991	W 37-28 Illinois State
1984	L	40-48	Southern Illinois	1992	W 31-28 Indiana State
1985	W	21-14	Illinois State	1993	T 17-17 Illinois State
1986	W	31-30	Northern Iowa	1994	L 7-19 Northern Iowa
1987	W	20-14	Indiana State	1995	W 31-10 Illinois State
1988	L	15-17	Northern Iowa	1996	L 28-35 Murray State
1989	W	21-17	Akron	1997	W 42-14 Austin Peay
				1998	L 22-36 Illinois State
				1999	L 7-14 Tennessee Tech
				2000	W 33-19 Tennessee State
				2001	W 12-0 Southeast Missouri
				2002	W 25-24 Eastern Kentucky
				2003	W 29-12 Tennessee Martin
				2004	W 24-9 Murray State
				2005	W 53-22 Eastern Kentucky
				2006	W 20-10 Murray State
				2007	W 29-23 Tennessee Martin
				2008	W 24-21 Southeast Missouri
				2009	W 23-15 Tennessee Tech
				2010	L 28-38 Murray State
				2011	L 23-24 UT Martin
				2012	W 31-28 Jacksonville State
				2013	W 55-33 Southeast Missouri
				2014	W 28-3 Tennessee State

TOP TEN HOME ATTENDANCE

12,600	**Parents Weekend**	**11/9/80**
	EIU 14 Northern Iowa 9	
12,547	**Parents Weekend**	**11/5/83**
	EIU 12 Southwest Missouri 3	
12,425	**Parents Weekend**	**11/13/82**
	EIU 73 Kentucky State 0	
12,000	**Parents Weekend**	**11/3/79**
	EIU 21 Youngstown State 49	
11,856	**Parents Weekend**	**11/1/86**
	EIU 64 Winona State 0	
11,628	**Family Weekend**	**10/27/01**
	EIU 52 Tennessee State 49	
11,569	**Homecoming**	**10/19/13**
	EIU 55 Southeast Missouri 33	
11,485	**Parents Weekend**	**11/7/87**
	EIU 27 Southern Illinois 32	
11,469	**Family Weekend**	**9/28/13**
	EIU 42 Eastern Kentucky 7	
11,321	**Family Weekend**	**10/31/98**
	EIU 21 Tennessee State 27	

DR. DAVID GLASSMAN
EASTERN ILLINOIS UNIVERSITY PRESIDENT



David M. Glassman is the 12th president of Eastern Illinois University taking over the position in June of 2014. He came to EIU after serving as provost and vice president for academic affairs at Bradley University, a private university located in Peoria, Ill.

Glassman has experience with both private and public institutions of higher education, having spent 19 years (1985-2004) as a faculty member, associate dean and chair of the Anthropology Department at Texas State University (formerly Southwest Texas), in San Marcos. His tenure as a professor of anthropology and Dean of the College of Liberal Arts at the University of Southern Indiana, Evansville, followed (2004-2010), and he arrived at Bradley University as provost and vice president for academic affairs later in 2010.

He earned both a master's degree and doctorate in anthropology from the University of Tennessee, Knoxville, after completing his undergraduate studies at the University of Minnesota.

EIU Board of Trustees
Mr. Rene M. Hutchinson - Chairperson
Dr. Robert D. Webb - Vice Chairperson
Dr. Jan Spivey Gilchrist - Secretary
Mr. Kristopher Goetz - Member Pro-Tem
Mr. Joseph R. Dively
Mr. Roger L. Kratochvil
Mr. Timothy Burke
Ms. Catie Witt - Student Representative

University Vice Presidents
Dr. Dan Nadler - Student Affairs
Bob Martin - University Advancement
Dr. Blair Lord - Provost
Paul McCann - Interim Business

TOM MICHAEL
EASTERN ILLINOIS ATHLETIC DIRECTOR



Tom Michael was formally introduced as the 10th full-time athletic director in Eastern Illinois University history on July 22, 2014 and began his role on August 11.

He came to EIU after serving as the Senior Associate Athletic Director at the University of Illinois since 2012. One of his final projects was overseeing the renovations to the State Farm Center.

Michael joined the Illinois athletic department in 1996 as an academic counselor. He worked for 12 years in administration serving as both an associate athletic director and assistant athletic director for student services. In addition to his role in the State Farm Center renovation Michael oversaw Academic Services, Equipment, Event Management, Sports Medicine and Strength and Conditioning for the athletic department.

Athletic Administration
Mark Bonnstetter - Senior Associate AD
Mary Wallace - Associate AD/SWA
Rich Moser - Associate AD/Media
John Smith - Associate AD/Major Gifts
Dave Kidwell - Assistant AD/Special Projects
Eric Schultz - Director of Compliance

Michael received both his bachelor's degree (1993) and master's degree (1994) from Illinois. He played four years for the Fighting Illini basketball program from 1991-94 helping the team make two trips to the NCAA Tournament. He was a two-time Academic All-Big Ten Selection and holds the Illinois single season record for 3-point field goal percentage.

Following his playing days Michael worked in his family's business prior to joining the staff at Illinois in 1996. He and his wife Shana have three children (Nicholas, Nathaniel and Kylie).



THIS IS EASTERN ILLINOIS



EASTERN ILLINOIS UNIVERSITY CAMPUS

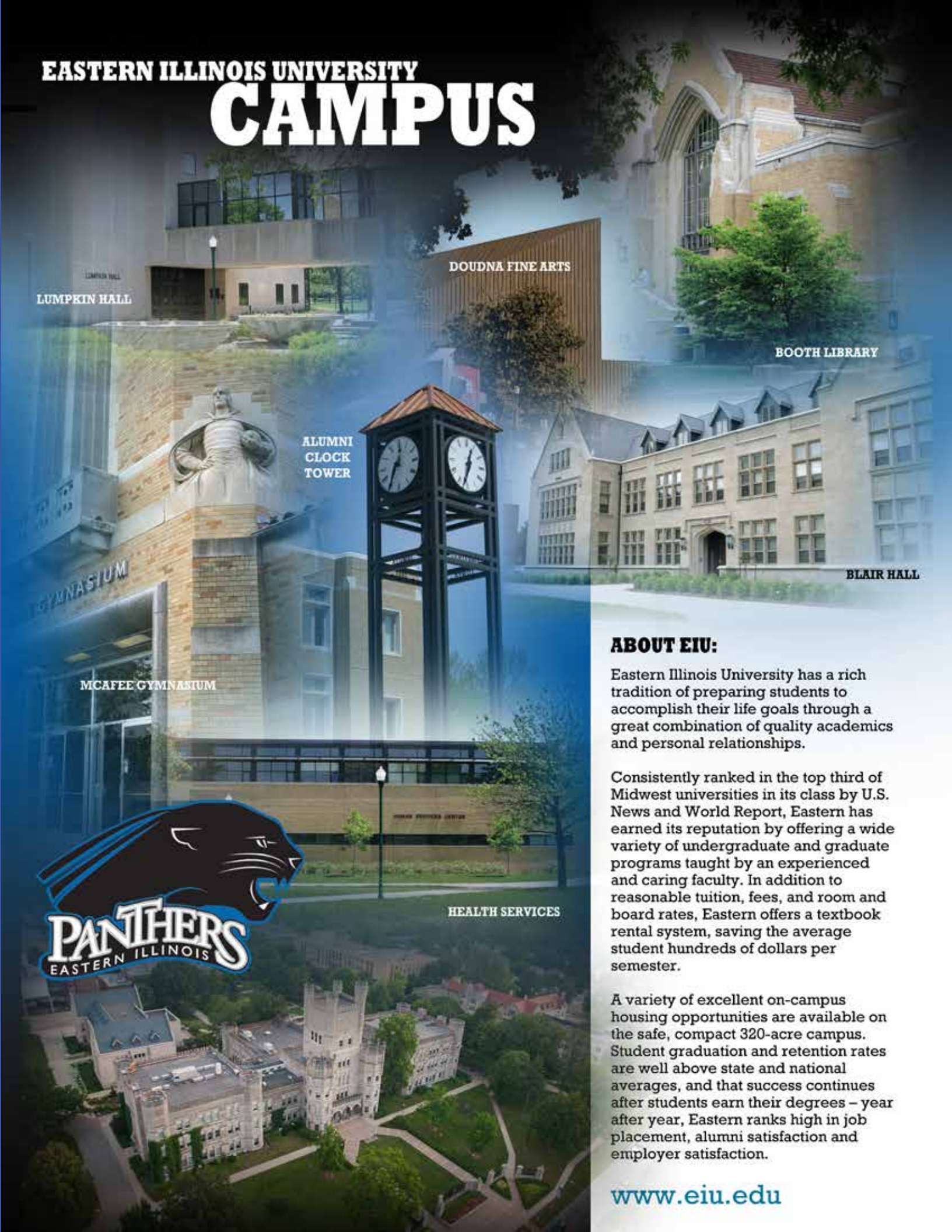

ABOUT EIU:

Eastern Illinois University has a rich tradition of preparing students to accomplish their life goals through a great combination of quality academics and personal relationships.

Consistently ranked in the top third of Midwest universities in its class by U.S. News and World Report, Eastern has earned its reputation by offering a wide variety of undergraduate and graduate programs taught by an experienced and caring faculty. In addition to reasonable tuition, fees, and room and board rates, Eastern offers a textbook rental system, saving the average student hundreds of dollars per semester.

A variety of excellent on-campus housing opportunities are available on the safe, compact 320-acre campus. Student graduation and retention rates are well above state and national averages, and that success continues after students earn their degrees – year after year, Eastern ranks high in job placement, alumni satisfaction and employer satisfaction.

www.eiu.edu



Tony Romo
Quarterback
Dallas Cowboys

NOTABLE ALUMNI



Sean Payton
Head Coach
New Orleans Saints

Mike Shanahan
Former Head Coach
Washington Redskins



Dan Steele
USA Olympian - Bobsled
Bronze Medalist - 2012 Olympics



Matt Hughes
UFC World Champion



Schellas Hyndman
Former Head Coach
FC Dallas



John Craft
USA Olympian - Triple Jump
1972 Olympics



Kevin Duckworth
Two-Time NBA All-Star



Marty Pattin
MLB All-Star

EIU NOTABLE ALUMNI

Eastern Illinois University has produced countless professional athletes ranging from Major League Baseball to the National Football League and the National Basketball Association. A number of former Panther athletes have even been decorated Olympians. For a complete listing of former Panthers who have played or are currently playing professionally, visit www.eiupanthers.com



OVC COMMISSIONER'S CUP

EIU was second in the OVC Commissioner's Cup for the 2014-15 school year. The award is a symbol of overall athletic excellence in Conference-sponsored championships.

Since the new format was adopted seven years ago, the Panthers have won three of the seven OVC Commissioner's Cups while placing second the other four years. EIU won in championship in 2009-10, 2010-11 and 2012-13.



MEDIA RELATIONS

RICH MOSER
Associate AD
Media & PR
(FB Contact)
rlmoser@eiu.edu
(217) 581-7480 - office
(217) 508-8317 - cell

SANDY KING
Graphic Design
& Photographer
slking@eiu.edu
(217) 581-7761 - office

BART RETTBERG
Assistant Sports
Information Director
bvrettberg@eiu.edu
(217) 581-6408

MATT JAGODZINSKI
Graduate Assistant

NATHAN BRYANT
Graduate Assistant

OVC WEEKLY TELECONFERENCE

Each Tuesday morning during the football season the Ohio Valley Conference conducts a weekly media teleconference with all head football coaches... Interested media members can contact the EIU or OVC sports information offices for phone number and pass code. (times central)

10:00 - Mitch Stewart, Murray State
10:07 - Watson Brown, Tennessee Tech
10:14 - Kim Dameron, Eastern Illinois
10:21 - John Grass Jacksonville State
10:28 - Tim Matukewicz, Southeast Missouri
10:35 - Kirby Cannon, Austin Peay
10:42 - Jason Simpson, UT Martin
10:49 - Ron Reed, Tennessee State
10:56 - Dean Hood, Eastern Kentucky

EIU QUICK FACTS & NUMBERS

Athletic Dept.	(217) 581-2319
Athletic Dept. Fax	581-7001
Football Office	581-5031
Football Fax	581-7192
Sports Info	581-7480
Sports Info Fax	581-7001
O'Brien Press Box	**581-7770**
Location	Charleston, Illinois
Founded	1895
Enrollment	8,913
Nickname	Panthers
Colors	Blue and Gray
Affiliation	NCAA I-AA
Conference	Ohio Valley
Stadium	O'Brien (10,000)
Surface	Hellas Fieldturf

Eastern Illinois University
600 Lincoln Avenue
Lantz Arena (O'Brien Field for football)
Charleston, IL 61920

LOCAL MEDIA MAILING LIST

Justin Rust, Sports Editor
Charleston Times-Courier
and Mattoon Journal-Gazette
100 Broadway
Mattoon, IL 61938

Sports Editor
Eastern Daily News
Eastern Illinois University
Charleston, IL 61920

Mike Bradd
(radio play-by-play)
420 Crescent Drive
Mattoon, IL 61938

Sports Director
WEIU-TV - Buzzard Bldg.
Eastern Illinois University
Charleston, IL 61920

PRESS BOX SERVICES

Complete statistics packages are available at each home game. A light meal will be provided. Telephones are available for filing stories and the sports information staff will fax other materials. Wireless internet access is also available. Post-game interviews begin approximately ten minutes following the completion of game in Interview Room of O'Brien Field (see SID staff for location)

CREDENTIALS

Credentials to cover EIU football games at O'Brien Field are obtained by contacting the Sports Info Office, 2250 Lantz, Eastern Illinois University, Charleston, IL 61920. All requests must be received on via email at **rlmoser@eiu.edu** at least two days before the game. Passes not mailed will be available for pick-up at the Will Call window at O'Brien Field on the day of the game.

O'BRIEN FIELD LAYOUT

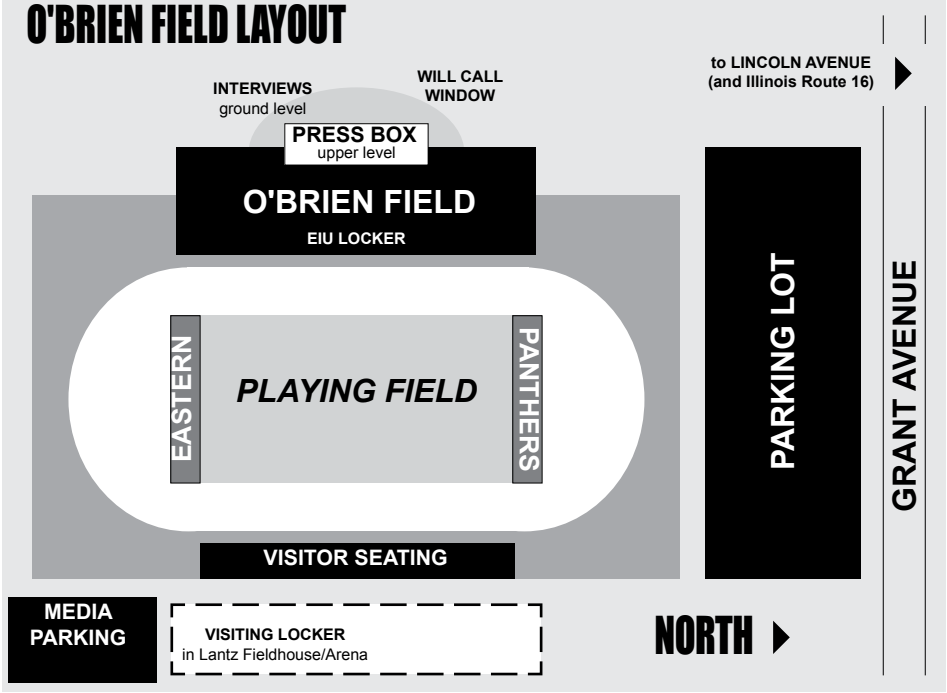

To access media parking, enter on Fourth Street, taking a right into lot at Williams Softball Field. Media parking is located in lot next to tennis courts, field entrance is located next to lot.

PANTHER FOOTBALL RADIO NETWORK

Eastern Illinois football will once again cover a third of the state of Illinois with the EIU Panther Football Radio Network. Veteran announcer Mike Bradd returns for his 16th season as the "Voice of EIU Panther Football". He will be joined again this season by color commentator Jack Ashmore and spotter Dr. Gail Richard. Hit Mix 88.9 FM will provide the non-commercial broadcast while Miller Media stations WSVZ NEW Country 98.3 FM (Shelbyville, Ill./Effingham, Ill.), WHOW The Big 1520 AM (based in Clinton, Ill.), and WMKR 94.3 FM Genuine Country (based in Taylorville, Ill.,) will serve as commercial stations on the EIU Panther Football Radio Network.

All football games will be streamed on the internet at **www.eiupanthers.com**

hit-mix 88.9 weiu radio

Genuine Country 94.3 WMKR YESTERDAY AND TODAY

NEWCOUNTRY.FM WSVZ 98.3 Shelbyville/Effingham

The BIG 1520 AM news/ag/talk WHOW 92.3 FM


BRAND IN
adidas
FOOTBALL
DEMARCO MURRAY
PHILADELPHIA
KEVIN WHITE
WIDE RECEIVER
SAMMY WATKINS
BUFFALO
adidas
adidas
adidas



2015 EIU Football Schedule

DATE	OPPONENT	LOCATION	TIME	TV
Sept. 3	at Western Illinois	Macomb, Ill.	6 pm	TBA
Sept. 12	at Northwestern	Evanston, Ill.	3 pm	ESPN News
Sept. 19	ILLINOIS STATE (Hall of Fame - 104TH MID-AMERICA CLASSIC)	O'BRIEN FIELD	7 pm	WCIA
Oct. 3	• at Austin Peay	Clarksville, Tenn.	4 pm	OVC Digital Network
Oct. 10	• SOUTHEAST MISSOURI (Family Weekend)	O'BRIEN FIELD	1 pm	ESPN3
Oct. 17	at Tennessee State	Nashville, Tenn.	6 pm	American Sports Network
Oct. 24	• TENNESSEE TECH (Homecoming)	O'BRIEN FIELD	1 pm	OVC DIGITAL NETWORK
Oct. 31	• at Murray State	Murray, Ky.	1 pm	OVC DIGITAL NETWORK
Nov. 7	• JACKSONVILLE STATE	O'BRIEN FIELD	1 pm	OVC DIGITAL NETWORK
Nov. 14	• at UT Martin	Martin, Tenn.	3 pm	OVC DIGITAL NETWORK
Nov. 21	• EASTERN KENTUCKY	O'BRIEN FIELD	1 pm	OVC DIGITAL NETWORK
Nov. 28	FCS PLAYOFFS	Campus Sites	TBA	ESPN3

..... • Ohio Valley Conference Game
..... OVC games carried on OVC Digital Network (www.ovcdigitalnetwork.com)
..... All Times Central