

# BASEBALL

# EASTERN ILLINOIS



20  
13



[eiupanthers.com](http://eiupanthers.com)





# CONFERENCE CHAMPIONSHIPS



## OVC REGULAR SEASON TITLES

1998 • 1999 • 2001 • 2009

## OVC TOURNAMENT TITLES

1999\* • 2008

*\*EIU'S first NCAA Tournament appearance in its Division I era.*





# PANTHERS IN THE MLB DRAFT



**TYLER KEHRER (2007-09),**  
New Orleans Zephyrs (AAA)



**BRETT NOMMENSEN (2006-09),**  
Montgomery Biscuits (AA)

# 70

A total of 70 Panthers have been selected in the Major League Baseball Draft, including 18 under the direction of current head coach Jim Schmitz.



**ZACH BORENSTEIN (2009-11),**  
Burlington Bees (A)

## PLAYERS DRAFTED UNDER COACH SCHMITZ

2012

**Joe Greenfield (22nd), Boston Red Sox**

2012

**Ryan Dineen (25th), Houston Astros**

2011

**Zach Borenstein (23rd), Los Angeles Angels**

2010

**Josh Mueller (13th), Colorado Rockies**

**Tyler Kehr (Comp A, 48th Overall), LA Angels**

**Brett Nommensen (8th), Tampa Bay Rays**

**Jordan Kreke (13th), Atlanta Braves**

2007

**Eric Huber (12th), Pittsburgh Pirates**

2004

**Kyle Haines (31st), San Francisco Giants**

**Chris Uhle (31st), Houston Astros**

2003

**Jordan Pals (20th), St. Louis Cardinals**

**Bret Pignatiello (27th), Montreal Expos**

2000

**John Larson (21st), Pittsburgh Pirates**

1999

**Matt Gage (20th), Oakland A's**

**John Larson (17th), Minnesota Twins**

1998

**Bobby Castelli (4th), Montreal Expos**

1997

**Randy Eversgerd (12th), Toronto Blue Jays**

1996

**Steve Dunlop, Arizona Diamondbacks**



1995

**Willy Hilton (13th), Oakland A's**





# PANTHERS IN THE PROS



## TOP ROW (1 to 7)

- Marty Pattin (1961-65)**  
Los Angeles Angels, Seattle Pilots,  
Milwaukee Brewers, Boston Red Sox,  
Kansas City Royals
- Bart Zeller (1960-63)**  
St. Louis Cardinals
- Pat Rooney (1976-78)**  
Montreal Expos
- Tim Pyznarski (1979-81)**  
Oakland A's

## BOTTOM ROW (1 to 7)

- Kevin Seitzer (1981-83)**  
Kansas City Royals, Milwaukee  
Brewers, Oakland A's, Cleveland Indians
- Tim Bogar (1984-87)**  
New York Mets, Houston Astros,  
Los Angeles Dodgers
- Stan Royer (1986-88)**  
Oakland A's, St. Louis Cardinals,  
Boston Red Sox





# CONFERENCE PANTHERS CHALLENGE

## OVC CHALLENGE

Each fall, the Panther baseball team participates in a competition they created called the OVC Challenge to make offseason workouts more competitive. Teams are selected by captains for the week-long challenge of conditioning and agility skills with individual and team champions crowned at the end of the week.







# PANTHERS IN THE COMMUNITY



## COMMUNITY SERVICE

Each year, the Panther baseball team spends time giving back to the Charleston community. Each fall the team participates in a Habitat for Humanity Project while hosting a number of Big Brothers-Big Sisters events throughout the entire academic year.



# EASTERN ILLINOIS UNIVERSITY CAMPUS

LUMPKIN HALL

DOUDNA FINE ARTS

BOOTH LIBRARY

ALUMNI  
CLOCK  
TOWER

BLAIR HALL

MCAFEE GYMNASIUM

HEALTH SERVICES



## ABOUT EIU:

Eastern Illinois University has a rich tradition of preparing students to accomplish their life goals through a great combination of quality academics and personal relationships.

Consistently ranked in the top third of Midwest universities in its class by U.S. News and World Report, Eastern has earned its reputation by offering a wide variety of undergraduate and graduate programs taught by an experienced and caring faculty. In addition to reasonable tuition, fees, and room and board rates, Eastern offers a textbook rental system, saving the average student hundreds of dollars per semester.

A variety of excellent on-campus housing opportunities are available on the safe, compact 320-acre campus. Student graduation and retention rates are well above state and national averages, and that success continues after students earn their degrees – year after year, Eastern ranks high in job placement, alumni satisfaction and employer satisfaction.

[www.eiu.edu](http://www.eiu.edu)





# 2013 panther baseball

## TABLE OF CONTENTS

### 2013 SEASON PREVIEW

Preview	2-4
Schedule	4
Roster	5

### COACHING STAFF

Head coach Jim Schmitz	7-8
Assistant coaches	9

### STUDENT-ATHLETE PROFILES

Returners	11-28
Newcomers	29-33

### 2012 IN REVIEW

Review	35
Statistics	36-39

### RECORD BOOK

Records	40-66
---------	-------

### Credits

The 2013 Eastern Illinois baseball media guide is a product of the Panther athletic media services department under the supervision of associate athletics director for media and public relations, Rich Moser.

The baseball guide was designed and edited by assistant sports information director Greg Lautzenheiser. Additional assistance provided by athletics photographer/graphic designer Sandy King. Photo credits and cover design by Sandy King.

Individuals on the front cover include seniors Troy Barton (31), Nick Priessman (4), Nathan Sopena (1), George Kalousek (17) and Scott Houdek (22).





**Senior Troy Barton (above) went 9-5 last year with a 3.20 ERA and 52 strikeouts. He will miss the entire 2013 season with an arm injury.**

### OPENING DAY

The Panther baseball team opens the 2013 season at the Jackson State Tournament on Feb. 15-17 in Jackson, Miss. EIU begins tournament play on Friday at 3 p.m. against Texas Southern.

The Panther baseball team returns five position starters and a total of seven pitchers from a 2012 squad that finished the year with 29-29 overall record. EIU finished the regular-season strong, winning 11 of its final 15 contests to earn the No. 4 seed in the Ohio Valley Conference. The Panthers won their first three games of the OVC Tournament before falling to Austin Peay in the championship series.

Despite losing junior shortstop Ryan Dineen to the MLB draft and All-OVC First Team selection Mike Hoekstra to graduation, the Panthers return plenty of young talent for the upcoming campaign. Sophomore duo Brant Valach and Caleb Howell (pictured right) highlight the returning players as Valach was named OVC Rookie of the Year in addition to being named to the 2012 Louisville Slugger Freshmen All-American Team. Howell was also named to the All-OVC Newcomer Team.

### BARTON TO MISS ENTIRE SEASON DUE TO INJURY

Senior Troy Barton (RHP) will miss the entire 2013 season with an elbow injury. Barton was projected to be the Panthers No. 1 starter after posting a 9-5 record a year ago with a 3.20 ERA. The Libertyville, Ill., native threw 52 strikeouts in 78.2 innings of action while holding opposing hitters to a .239 batting average.

Barton has a 14-14 career record with a 3.91 ERA in three seasons. He has recorded 128 strikeouts in 165.2 innings of work.

### PREVIEWING THE PITCHERS

Despite the loss of Troy Barton, the Panthers return pitchers who have experience in the starter role. Junior Christian Slazinik looks to anchor the staff after posting a 6-6 record last season with a 4.50 ERA. The southpaw was second on the team in strikeouts (68) in 80.0 innings. Sophomore Matt Borens is projected to be a weekend starter after making three midweek starts in 2012 with a 5.70 ERA and 12 strikeouts in 23.2 innings.

Two newcomers are expected to add depth to the rotation in CJ Martin and Joe Greenfield. Martin, a freshman from St. Louis, was ranked as the fourth best player in the state of Missouri and the 316th overall prospect in the country by Perfect Game Baseball in 2012.





Greenfield played with the Panthers during his freshman campaign and rejoins the squad after playing at South Suburban C.C. a year ago. Greenfield was selected in the 22nd round (No. 691) by the Boston Red Sox in the summer of 2012. The right-handed pitcher posted a team-high 95 strikeouts with South Suburban C.C., helping the team to a 32-22 overall record. Greenfield was initially tabbed to be the Panthers closer, but the injury to Barton has moved Greenfield back into the starting rotation.

Other returning pitchers include seniors George Kalousek and Scott Houdek, junior Luke Bushur and sophomore Andrew Grahn. Newcomers include junior college pitchers Ben Kennedy, Garrison Stenger and Jaden Widdersheim in addition to freshman Jake Johansmeier.

#### PREVIEWING THE INFIELD

Three starters from the infield return to lineup in Jacob Reese, Nathan Sopena and Brant Valach (pictured below left).

Defensively, Reese caught 22 base runners stealing last year in 42 attempts while also posting a .271 batting average with 26 runs and 35 RBI. Reese was the lone Panther selected to the 2013 All-OVC Preseason Team.

Valach hit .314 last year with 28 RBI, 17 runs and 10 doubles as the freshman was tabbed the OVC Rookie of the Year. Sopena played in 49 games with 44 starts, posting a .207 batting average, 25 runs and 14 RBI. The senior also added eight stolen bases.

Junior Tyler Schweigert is expected to start at shortstop after playing at shortstop, second base and the in outfield in his previous two seasons with EIU. The Round Lake, Ill., native has played in 55 career games with the Panthers including 14 starts.

Junior transfer Treysen Vavra is projected to fill the hole at first base, previously played by 2012 All-OVC Second Team selection T.J. McManus who graduated. Vavra led Madison College to a 45-13 record last year with a .407 batting average (70-for-172). He also had 48 RBI, 10 doubles, five triples and three home runs.

#### PREVIEWING THE OUTFIELD

The Panthers return two of last year's starters in senior Nick Priessman (pictured below right) and sophomore Caleb Howell. Junior Cameron Berra is projected to become an everyday starter in right field after being the team's primary utility player the last two seasons. The St. Louis native played in 28 games with 19 starts, posting a .244 batting average with 23 RBI and 13 runs.

Priessman played and started in 46 games last season before missing the final eight games of the year with a broken finger. The Cincinnati, Ohio native had career-highs in 2012 with a .289 batting average, 26 runs, 20 RBI and nine stolen bases. He has played in 109 career games with 78 starts.

Howell is projected to move from right field to left field this spring. The sophomore outfielder was named to the All-OVC Newcomer Team last year after posting a .316 batting average with a team-high 37 runs. He also added 65 hits and 19 RBI.

#### PANTHER NOTES

- The Panthers also lost redshirt-senior Ben Thoma who was named to the 2012 ABCA/Rawlings NCAA Mid-east Region Second Team as selected by the American Baseball Coaches Association. Thoma ended his career as EIU's all-time career home runs leader and was 2012 All-OVC First Team selection.
- Demetre Taylor is expected to fill Thoma's spot in the lineup as the Panthers designated hitter. The redshirt-freshman initially came to EIU to play football before redshirting last season and joining the baseball team.
- The 2012 season saw the Panther pitching staff post the best earned run average in the OVC for the third consecutive season. EIU has posted the best ERA in the OVC in four of the last five seasons with the Panthers finishing the 2009 campaign with the second-best ERA, respectively.
- EIU finished the season fourth in the OVC in stolen bases with 51. The Panthers return two of their top three stolen base leaders in Nick Priessman (9) and Nathan Sopena (8).





Date	Opponent	Time
	<b>Jackson State Tournament</b>	
Feb. 15	vs. Texas Southern	3 p.m.
Feb. 16	at Jackson State	Noon
Feb. 16	vs. Savannah State	6 p.m.
Feb. 17	at Jackson State	1 p.m.
	<b>Southern Miss Tournament</b>	
Feb. 22	at Southern Mississippi	6 p.m.
Feb. 23	vs. Alcorn State	Noon
Feb. 24	vs. Missouri State	11 a.m.
March 1	at Auburn	6 p.m.
March 2	at Auburn	3 p.m.
March 3	at Auburn	1 p.m.
March 5	at Vanderbilt	4 p.m.
March 8	at SIUE*	3 p.m.
March 9	at SIUE*	1 p.m.
March 10	at SIUE*	1 p.m.
March 12	at Evansville	6 p.m.
March 15	<b>AUSTIN PEAY*</b>	2 p.m.
March 16	<b>AUSTIN PEAY*</b>	1 p.m.
March 17	<b>AUSTIN PEAY*</b>	1 p.m.
March 19	<b>SOUTHERN ILLINOIS</b>	3 p.m.
March 22	at Illinois State	3 p.m.
March 23	at Illinois State	2 p.m.
March 24	at Illinois State	1 p.m.
March 26	<b>SAINT LOUIS</b>	3 p.m.
March 28	at Jacksonville State*	6:30 p.m.
March 29	at Jacksonville State*	6:30 p.m.
March 30	at Jacksonville State*	2 p.m.
April 2	<b>ILLINOIS STATE</b>	3 p.m.
April 5	<b>MURRAY STATE*</b>	3 p.m.
April 6	<b>MURRAY STATE*</b>	3 p.m.
April 7	<b>MURRAY STATE*</b>	1 p.m.
April 9	at Illinois	6:05 p.m.
April 10	<b>ILLINOIS COLLEGE</b>	2 p.m.
April 12	at Tennessee Tech*	6 p.m.
April 16	at Saint Louis	6:30 p.m.
April 19	<b>SOUTHEAST MISSOURI*</b>	3 p.m.
April 20	<b>SOUTHEAST MISSOURI*</b>	1 p.m.
April 21	<b>SOUTHEAST MISSOURI*</b>	1 p.m.
April 23	vs Illinois ^	6 p.m.
April 24	<b>BENEDICTINE UNIVERSITY</b>	Noon
April 26	at Belmont*	5 p.m.
April 27	at Belmont*	5 p.m.
April 28	at Belmont*	1 p.m.
May 3	<b>EASTERN KENTUCKY*</b>	3 p.m.
May 4	<b>EASTERN KENTUCKY*</b>	1 p.m.
May 5	<b>EASTERN KENTUCKY*</b>	1 p.m.
May 8	at Indiana State	6 p.m.
May 10	at Morehead State*	6 p.m.
May 11	at Morehead State*	1 p.m.
May 12	at Morehead State*	1 p.m.
May 14	at Bradley	3 p.m.
May 16	<b>UT MARTIN*</b>	3 p.m.
May 17	<b>UT MARTIN*</b>	3 p.m.
May 18	<b>UT MARTIN*</b>	1 p.m.
May 22-25	OVC Tournament	TBA

Home games played at Coaches Stadium (Charleston, Ill)  
 Home games listed in **BOLD CAPS**  
 ^ Played at Peterson Park (Mattoon, Ill)  
 \* Ohio Valley Conference series  
 Jackson State Tournament (Jackson, Miss.)  
 Southern Mississippi Tournament (Hattiesburg, Miss.)

**ALL TIMES CENTRAL AND SUBJECT TO CHANGE**

## SCHMITZ ENTERS HIS 19th SEASON AT EIU

Head coach Jim Schmitz enters his 19th season with the Panther baseball team, recording a 476-485 overall record. The three-time Ohio Valley Conference Coach of the Year has won four regular-season titles – most recently in 2009 – and has taken the Panthers to the NCAA Tournament on two occasions, both in 1999 and 2008.

Schmitz has seen the on-field accomplishments of his players come to fruition as 65 players have earned all-conference accolades including 36 players who have earned first-team distinction. Three players have also earned player of the year honors in Matt Marzec (1998), Pete Pirman (2002) and Jordan Kreke (2009) during his tenure. John Larson also captured pitcher of the year honors in 1999 while Ben Duke (2001) and Brant Valach (2012) have earned newcomer of the year recognition.

Under the tutelage of Schmitz, 18 players have been taken in Major League Baseball's First-Year Players Draft since taking the helm of the program in 1995. Seven players have been drafted in the last four seasons, most recently Ryan Dineen and Joe Greenfield who were taken in the 2012 draft. When Tyler Kehrer went 48th overall in the 2009 MLB Draft, he became the highest Panther picked since 1988.

## PANTHERS PICKED TO FINISH FIFTH IN OVC

The Panther baseball team was tabbed to finish fifth in the Ohio Valley Conference's Preseason Poll as selected by conference head coaches and sports information directors on Feb. 8.

Austin Peay was picked to win the conference, earning 14 first-place votes. The Governors have won the last two regular-season and conference tournament titles. OVC newcomer Belmont was selected to finish second (eight first-place votes) after capturing the Atlantic Sun regular-season and tournament titles a year ago.

Jacksonville State was tabbed to finish third followed by Eastern Kentucky and Eastern Illinois. Tennessee Tech was picked to finish sixth while SIUE was selected seventh. Southeast Missouri, Morehead State, Murray State and UT Martin rounded out the bottom of the predicted order of finish.

## JASON ANDERSON NAMED PITCHING COACH

Jason Anderson was named assistant baseball coach at Eastern Illinois in the fall of 2012 following 11 seasons of professional baseball, including three seasons in Major League Baseball. Anderson serves as the team's pitching coach.

The Danville, Ill., native spent time within the New York Mets, New York Yankees, Cleveland Indians, San Diego Padres, Chicago Cubs and Philadelphia Phillies organizations from 2000-10. He also played for the Somerset Patriots in 2011.

Anderson played collegiately at Illinois from 1998-2000 where he named an ABCA First-Team All-American in 2000 while also being tabbed Big Ten Pitcher of the Year. In addition to his professional baseball experience, Anderson was an assistant baseball coach at Illinois (2011) and Danville C.C. (2010). He holds a bachelor's degree from the University of Illinois.



No.	Name	Pos.	B/T	Ht.	Wt.	Yr.	Hometown (Previous School)
1	Nathan Sopena	IF	R/R	5-9	180	Sr.	Lake in the Hills, Ill. (Heartland C.C.)
4	Nick Priessman	OF	S/R	5-11	185	Sr.	Cincinnati, Ohio (Colerain HS)
5	Treysen Vavra	IF	R/R	6-2	200	Jr.	Menomonie, Wis. (Madison C.C.)
6	Luke Bushur	RHP	R/R	6-0	185	Jr.	Teutopolis, Ill. (Teutopolis HS)
8	Cameron Berra	UTL	R/R	5-10	205	Jr.	St. Louis, Mo. (Parkway Central HS)
9	Trey Russell	OF	R/R	6-2	195	Jr.	Urbana, Ill. (Urbana Joliet C.C.)
10	Tyler Schweigert	IF	R/R	6-0	180	Jr.	Round Lake, Ill. (Libertyville HS)
11	Ben Kennedy	LHP	L/L	6-2	170	Jr.	Indianapolis, Ind. (Lincoln Trail C.C.)
12	Mitch Gasbarro	IF	R/R	5-11	170	Fr.	Glen Ellyn, Ill. (Glenbard South HS)
13	Jake Johansmeier	RHP	R/R	6-3	170	Fr.	St. Charles, Ill. (St. Charles North HS)
15	Caleb Howell	OF	L/L	5-11	165	So.	Jacksonville, Ill. (Jacksonville HS)
16	Dane Sauer	IF	R/R	5-11	175	So.	West Chicago, Ill. (West Chicago HS)
17	George Kalousek	RHP	R/R	6-4	205	R-Sr.	Schaumburg, Ill. (Schaumburg HS)
18	Jason Scholl	C/IF	L/R	6-0	200	Fr.	Northbrook, Ill. (Glenbrook North HS)
20	Jaden Widdersheim	RHP	R/R	6-1	190	Jr.	Strasburg, Ill. (Olney Central C.C.)
21	John Devito	C	R/R	5-10	190	So.	Mundelein, Ill. (Mundelein HS)
22	Scott Houdek	RHP	R/R	6-4	215	Sr.	Glenview, Ill. (Heartland C.C.)
23	Andrew Grahn	RHP	R/R	6-4	175	So.	Louisville, Ill. (North Clay HS)
24	Joe Greenfield	RHP	R/R	6-4	215	Jr.	Orland Park, Ill. (South Suburban C.C.)
27	Demetre Taylor	IF/OF	L/L	6-4	240	R-Fr.	Tampa, Fla. (Middleton HS)
28	Matt Borens	RHP	R/R	6-7	185	So.	Monee, Ill. (Peotone HS)
29	Christian Slazinik	LHP	S/L	6-0	190	Jr.	St. Louis, Mo. (St. John Vianney HS)
30	Garrison Stenger	LHP	L/L	6-2	198	So.	Arcola, Ill. (Lakeland C.C.)
31	Troy Barton	RHP	R/R	6-6	225	Sr.	Libertyville, Ill. (Libertyville HS)
32	CJ Martin	RHP	R/R	6-3	215	Fr.	St. Louis, Mo. (Oakville HS)
33	Brant Valach	IF	R/R	6-2	205	So.	Orland Park, Ill. (Carl Sandburg HS)
34	Derek Page	OF	R/R	6-1	210	Fr.	Edwardsville, Ill. (Edwardsville HS)
35	Cody Vogler	RHP/IF	R/R	6-2	260	R-Fr.	New Lenox, Ill. (Lincoln-Way West HS)
37	Jacob Reese	C	R/R	5-10	195	Jr.	Rochester, Ill. (Chatham-Glenwood HS)
38	Trent Whitcomb	OF	L/R	5-11	190	So.	Appleton, Wis. (Appleton North HS)
	Matt Dunavant	UTL	R/R	6-3	230	Fr.	Eureka, Ill. (Eureka HS)
	Kristian Meehan	C	R/R	6-2	200	Fr.	Grayslake, Ill. (Grayslake Central HS)

### Coaching Staff

Head Coach - #7 Jim Schmitz (19th season)

Assistant Coach - #3 Jason Anderson (1st season)

Assistant Coach - #25 Ben Wolgamot (2nd season)

Volunteer Assistant Coach - #14 Parker Kruckenberg (1st season)

Student Assistant Coach - Brad Schweigert (1st season)

#### Pronunciation Guide

#16 Dane Sauer: SOUR

#17 George Kalousek: KUH-loo-SICK

#22 Scott Houdek: HOE-deck

#29 Christian Slazinik: SLAZ-nick

#33 Brant Valach: VOL-ick

#### Roster Breakdown

Illinois..... 24

Missouri ..... 3

Wisconsin..... 2

Indiana ..... 1

Ohio ..... 1

Florida ..... 1





# coaching STAFF

pages 6-9







## Jim SCHMITZ

**Head Coach  
19th Season**

Jimmy Schmitz was hired in the fall of 1994 to guide the Eastern Illinois baseball program. 18 seasons later, the skipper has won more games than any other EIU baseball coach in addition to taking the program to unprecedented heights.

The three-time Ohio Valley Conference Coach of the Year has won four regular-season titles – most recently in 2009 – and has taken the Panthers to the NCAA Tournament on two occasions, both in 1999 and 2008. In addition to the OVC titles, Schmitz won back-to-back west division championships when EIU played in The Summit League (formerly the Mid-Continent Conference) from 1995-96.

Schmitz has seen the on-field accomplishments of his players come to fruition as 65 players have earned all-conference accolades including 36 players who have earned first-team distinction. Three players have also earned player of the year honors in Matt Marzec (1998), Pete Pirman (2002) and Jordan Kreke (2009) during his tenure. John Larson also captured pitcher of the year honors in 1999 while Ben Duke (2001) and Brant Valach (2012) earned newcomer of the year recognition.

Under the tutelage of Schmitz, 18 players have been taken in Major League Baseball's First-Year Players Draft since taking the helm of the program in 1995. Seven players have been drafted in the last four seasons, most recently Ryan Dineen and Joe Greenfield who were taken in the 2012 draft. When Tyler Kehrer went 48th overall in the 2009 MLB Draft, he became the highest Panther picked since 1988.

The 2012 season saw the Panther pitching staff post the best earned run average in the OVC for the third consecutive season. EIU has posted the best ERA in the OVC in four of the last five seasons with the Panthers finishing the 2009 campaign with the second-best ERA, respectively.

In addition to the individual and team accomplishments over the years, Schmitz has reached levels of success unseen before his arrival in Charleston. In 1999, the Panthers advanced to the NCAA Division I Tournament for the first time in school history. EIU finished third in the Waco Regional and upset No. 21 Arizona in the process. Schmitz also guided the Panthers to back-to-back 30-win seasons in 1998 and 1999 for the first time in school history.





# Jim Schmitz

## HEAD COACH

Schmitz inherited a program in 1995 without any returning starting pitchers and captured the west division of the conference, posting a 28-19 record (.596 winning percentage) – the best winning percentage since 1988. Schmitz would go on to win the west division title the following year, igniting the start of a successful tenure as the Panther skipper.

Off the field, Schmitz believes in giving back to the community as his team participates in a service program every fall and spring. Each fall the team assists with local Habitat for Humanity projects that benefit the underprivileged. His teams have also participated in Lake Land College's Friends for a Day service program.

Prior to EIU, Schmitz was an assistant coach under former Chicago Cub Don Kessinger at the University of Mississippi from 1991-94. Schmitz assisted in landing the nation's No. 17 recruiting class in 1993 – as ranked by Collegiate Baseball.

Schmitz was head coach at the University of Cincinnati from 1987-90 where he guided the 1987 squad to a program-best 31 wins and back-to-back winning seasons for the first time in the Metro Conference. Nine of his Bearcats signed professional contracts.

Schmitz landed his first head coaching job at Wilmington (Ohio) College where he led the program from 1984-86. He guided the program to its first 20-win season and its first appearance in the NAIA Tournament in 1986.

Schmitz earned his undergraduate degree from Wilmington in 1979 and a master's in sports administration from Ohio State University in 1986. He and his wife Kathy have three daughters, Abigail, Casey and Hannah.

### SCHMITZ YEAR-BY-YEAR

Year	School	Overall	Conference
1984.....	Wilmington (OH) .....	13-21	
1985.....	Wilmington (OH) .....	22-20	
1986.....	Wilmington (OH) .....	26-19	
<b><u>3 Years ..... 61-60 (.504)</u></b>			
1987.....	Cincinnati .....	31-21	5-8, Metro
1988.....	Cincinnati .....	28-21	7-10, Metro
1989.....	Cincinnati .....	21-30	3-14, Metro
1990.....	Cincinnati .....	23-29	5-10, Metro
<b><u>4 Years ..... 103-101 (.505)</u></b>			
1995.....	Eastern Illinois .....	28-19	15-5, 1st (west) Mid-Con
1996.....	Eastern Illinois .....	25-22	15-3, 1st (west) Mid-Con
1997.....	Eastern Illinois .....	25-28	13-11, 4th, OVC
1998.....	Eastern Illinois .....	37-16	17-6, 1st, OVC
1999.....	Eastern Illinois .....	33-23	17-7, 1st, OVC
2000.....	Eastern Illinois .....	22-33	10-13, 6th, OVC
2001.....	Eastern Illinois .....	35-20	19-1, 1st, OVC
2002.....	Eastern Illinois .....	25-26	12-8, 2nd, OVC
2003.....	Eastern Illinois .....	26-31	8-12, 6th, OVC
2004.....	Eastern Illinois .....	26-30	17-9, 2nd, OVC
2005.....	Eastern Illinois .....	17-39	14-13, 7th, OVC
2006.....	Eastern Illinois .....	31-24	17-10, 3rd, OVC
2007.....	Eastern Illinois .....	23-28	12-14, 7th, OVC
2008.....	Eastern Illinois .....	27-30	13-13, 4th, OVC
2009.....	Eastern Illinois .....	31-19	13-5, 1st, OVC
2010.....	Eastern Illinois .....	18-35	11-12, 5th, OVC
2011.....	Eastern Illinois .....	18-33	9-12, 7th, OVC
2012.....	Eastern Illinois .....	29-29	15-11, 4th, OVC
<b><u>18 Years ..... 476-485 (.495)</u></b>			

**Total Record as a Head Coach (25 Seasons): 640-646 (.498)**

\*spent 1991-94 seasons as an assistant coach at Ole Miss





## jason Anderson

**Assistant Coach  
1st season**

Jason Anderson was named assistant baseball coach at Eastern Illinois in December of 2012 following 11 seasons of professional baseball, including three seasons in Major League Baseball. Anderson will serve as the team's pitching coach.

The Danville, Ill., native spent time within the New York Mets, New York Yankees, Cleveland Indians, San Diego Padres, Chicago Cubs and Philadelphia Phillies organizations from 2000-10. He also played for the Somerset Patriots in 2011.

Anderson made his major league debut in 2003 with the Yankees before playing with the Mets later that season. He also saw action with the Indians in 2004 and with the Yankees again in 2005.

Anderson played collegiately at Illinois from 1998-2000 where he named an ABCA First-Team All-American in 2000 while also being tabbed Big Ten Pitcher of the Year. Following the 1999 season, he earned Academic All-American honors. He was drafted by the Yankees in the 10th round of the 2000 MLB Draft.

In addition to his professional baseball experience, Anderson was an assistant baseball coach at Illinois (2011) and Danville C.C. (2010). He holds a bachelor's degree from the University of Illinois.



## ben WOLGAMOT

**Assistant Coach  
2nd season**

Ben Wolgamot begins his first season as an assistant coach with the Panthers for the upcoming 2013 campaign after spending the 2012 season as a volunteer assistant.

He was previously an assistant coach at Wabash College in 2011. While at Wabash, Wolgamot coached John Holm to North Coast Athletic Conference Baseball Player of the Year honors and Honorable Mention All-America Team honors - becoming only the second player in school history to be selected as an All-American.

Prior to Wasbash College, Wolgamot spent the 2010 season as an assistant coach at Danville Area C.C.

The Danville, Ill., native played collegiately at Purdue from 2008-09 and at Danville Area C.C. from 2006-07. The second baseman earned first-team Big Team honors in 2008. At Danville Area C.C. in 2007, he batted .400 on his way to earning Easton Defensive Player of the Year honors and the Rawlings Gold Glove award.

Wolgamot earned a bachelor's degree in health and fitness from Purdue in 2010. He resides in Charleston with his wife Maggie and dogs Ditka and Stella.



## parker KRUCKENBERG

**Volunteer Assistant Coach  
1st season**

Parker Kruckenberg joined the Panther baseball staff as a volunteer assistant coach in the fall of 2012. He assists in the coaching of the outfielders and oversees the day-to-day operations of the program.

Prior to EIU, Kruckenberg spent the summer of 2012 as an assistant coach with the Thunder Bay Border Cats of the Northwoods League. He was also an assistant coach at Augsburg College in Minneapolis, Minn., in the spring of 2012. While at Augsburg, he assisted in coaching Adam Carl to All-Minnesota Intercollegiate Athletics Conference honors and ABCA All-Midwest Region honors.

From 2008-11, Kruckenberg was a student assistant coach at Minnesota. The Golden Gophers were Big Ten Regular-Season and Tournament Champions in 2010 and participated in the NCAA Regionals in both 2009 and 2010.



# player PROFILES

pages 10-33







1

# nathan SOPENA

Senior • IF • 5-9 • 160 • R/R  
Lake in the Hills, Ill. (Heartland C.C.)

**JUNIOR (2012):** Played in 49 games, making 44 starts... posted a .207 batting average (29-for-140) with 25 runs, 14 RBI and four doubles... increased his batting average to .260 (19-for-73) in OVC play... went 8-for-9 in stolen bases... had eight multi-hit games and four multi-RBI games... hit his first career home run on April 22 against Morehead State, finishing the day

2-for-5 at the plate with three RBI and one run... went 3-for-6 with three runs and two RBI in the Panthers 13-6 win at Jacksonville State on May 17... recorded his first career hit at Southeastern Louisiana on Feb. 25.

**HEARTLAND C.C. (2010-11):** Helped team post a 54-11 record in 2011, win the Midwest Region 24 Title and advance to the NJCAA Division II National Tournament... started in 37 games, posting a .255 batting average and 10 stolen bases... also scored 31 runs and collected 23 RBIs... hit .432 in 2010 with 24 runs while playing in 31 games... helped team post a 45-11 record in 2010.

## Individual Career History

SOPENA, Nathan

Year	avg	gp-gs	ab	r	h	2b	3b	hr	rbi	tb	slg%	bb	hbp	so	gdp	ob%	sf	sh	sb-att	po	a	e	fld%
2012	.207	49-44	140	25	29	4	0	1	14	36	.257	13	10	38	0	.319	0	10	8-9	91	109	7	.966
TOTAL	.207	49-44	140	25	29	4	0	1	14	36	.257	13	10	38	0	.319	0	10	8-9	91	109	7	.966



4

## nick PRIESSMAN

Senior • OF • 6-0 • 195 • S/R  
Cincinnati, Ohio (Colerain HS)

**JUNIOR (2012):** Played and started in 46 games... missed the final eight games of the year due to an injury... hit .289 (48-for-166) with 26 runs, five home runs, three doubles and a triple... also had 20 RBI... was second on the team in stolen bases, going 9-for-15 on the base paths... led the team with 12 sacrifice bunts... hit his first career home run on March 27 in the Panthers 13-6 win over No. 30 Saint Louis... went 2-for-5 with three runs and three RBI in the win over the Billikens... went

4-for-5 with four RBI, a run and a homer on April 28 at Tennessee Tech... improved his batting average during conference play, posting a .353 batting average... also had a .529 slugging percentage in OVC action... had 13 multi-hit games and six multi-RBI games.

**SOPHOMORE (2011):** Played in 39 games, making 26 starts... hit .286 with 28 hits, 16 runs and 10 RBIs... was 6-for-9 in stolen bases... hit .357 (15-for-52) as a leadoff hitter... hit .391 with runners in scoring position... went 5-for-7 with runners on third base with two outs... hit .302 during OVC play with a .375 on-base percentage... had seven multi-RBI games... hit .341 on the year with a .426 on-base percentage after not collecting a hit in his first 11 games of the season... went 5-for-6 with three runs and three RBIs against Illinois College on April 13.

**FRESHMAN (2010):** Played in 24 games, making six starts... had a .074 batting average in 27 at bats... had three runs, two hits and an RBI... was 3-for-3 in stolen bases... posted his first career hit at Belmont on Feb. 26.

**HIGH SCHOOL:** Was a three-year letterwinner in baseball... also lettered three times in football... was team captain as a senior... named to the Great Miami Conference First Team and the All-City First Team in 2008... earned the Northwest Press Sportsman of the Year of Award for athletic accomplishments in both baseball and football... also earned all-city, all-conference, all-region and all-state honors in football... helped lead his football team to the semi-finals of the 2007 OHSAA State Championships... recipient of the 2009 Allstate Insurance Student-Athlete of the Year... also played for Midland of Cincinnati summer team... played for Scott Barber.

**PERSONAL:** Son of Kraig and Vickie Priessman... uncle Kevin played collegiately at Ohio University and later for the Montreal Expos... father was drafted out of high school by the Detroit Tigers... majoring in family and consumer sciences.

### Individual Career History

PRIESSMAN, Nick

Year	avg	gp-gs	ab	r	h	2b	3b	hr	rbi	tb	slg%	bb	hbp	so	gdp	ob%	sf	sh	sb-att	po	a	e	fld%
2010	.074	24-6	27	3	2	1	0	0	1	3	.111	8	1	7	0	.306	0	0	3-3	19	0	1	.950
2011	.286	39-26	98	16	28	3	0	0	10	31	.316	10	2	20	1	.364	0	5	6-9	83	0	2	.976
2012	.289	46-46	166	26	48	3	1	5	20	68	.410	20	3	38	0	.376	0	12	9-15	121	4	3	.977
TOTAL	.268	109-78	291	45	78	7	1	5	31	102	.351	38	6	65	1	.364	0	17	18-27	223	4	6	.974





6

## luke BUSHUR

Junior • RHP • 6-0 • 185 • R/R  
Teutopolis, Ill. (Teutopolis HS)

### Awards & Recognition

2011 OVC All-Freshman Team Selection

2011 OVC Commissioner's Honor Roll

**SOPHOMORE (2012):** Made 14 appearances with two starts... posted a 2-2 record with a 6.31 ERA... recorded 12 strikeouts and 13 walks through 25.2 innings of action... earned wins against Austin Peay on April 7 and at Tennessee Tech on April 28... threw a season-high four strikeouts at Eastern Kentucky on April 14.

**FRESHMAN (2011):** Made 15 appearances, including 13 starts... was EIU's day two pitcher in weekend rotations... posted a 6.04 ERA and a 4-5 record... pitched the second-most innings on the team (56.2)... recorded 49 strikeouts, one behind team-leader Mike Hoekstra... went 3-2 with a 6.21 ERA in OVC games... made his first appearance with the Panthers on Feb. 18 at Southern Miss and made his first career start against Central Arkansas on Feb. 26... recorded his first career win at Memphis on March 19 after striking out four batters and only allowing five hits and two runs in six innings of action... tossed a season-high seven strikeouts in a home win against Eastern Kentucky on March 27.

**HIGH SCHOOL:** Helped Teutopolis High School win the 2010 Illinois State 2A Championship... selected to the all-Illinois 2A First-Team during senior season... guided high school team to back-to-back National Trail Conference Titles in 2008 and 2009... posted a 3.79 ERA with a 5-2 record and 67 strikeouts during junior season... recorded a 1.77 ERA and 43 strikeouts during sophomore campaign... was a member of the National Honor Society.

**PERSONAL:** Son of John Michele Bushur... majoring in biology.

### Individual Career History

BUSHUR, Luke

Year	avg	gp-gs	ab	r	h	2b	3b	hr	rbi	tb	slg%	bb	hbp	so	gdp	ob%	sf	sh	sb-att	po	a	e	fld%
2011	.000	0-0	0	0	0	0	0	0	0	0	.000	0	0	0	0	.000	0	0	0-0	5	7	2	.857
2012	.000	0-0	0	0	0	0	0	0	0	0	.000	0	0	0	0	.000	0	0	0-0	3	4	1	.875
TOTAL	.000	0-0	0	0	0	0	0	0	0	0	.000	0	0	0	0	.000	0	0	0-0	8	11	3	.864

Year	era	w-l	app	gs	cq	sho	sv	ip	h	r	er	bb	so	2b	3b	hr	bf	bavg	wp	hbp	bk	sfa	sha
2011	6.04	4-5	15	13	0	0/0	0	56.2	71	47	38	22	49	14	2	5	267	.313	4	8	0	2	8
2012	6.31	2-2	14	2	0	0/0	0	25.2	34	29	18	13	12	6	0	7	131	.318	2	8	1	2	1
TOTAL	6.12	6-7	29	15	0	0/0	0	82.1	105	76	56	35	61	20	2	12	398	.314	6	16	1	4	9



8

cameron BERRA

Junior • UTL • 5-10 • 205 • R/R  
St. Louis, Mo. (Parkway Central HS)

**Awards & Recognition**

2011 OVC Commissioner's Honor Roll

**SOPHOMORE (2012):** Played in 28 games, making 19 starts... missed time early in the season due to an injury... saw action at first base, second base and right field... posted a .244 batting average (21-for-86) with 13 runs, eight doubles and two doubles... hit .296 (8-for-27) with runners in scoring position and had a .438 batting average (7-for-16) when batting as the leadoff hitter... had five multi-hit games... posted a .224 batting average during conference play... drove in a season-high three runners at Murray State on May 6, going 2-for-3 at the plate while also adding two runs.

**FRESHMAN (2011):** Played in 36 games, making 24 starts... made starts at first base, third base and right field... batted .239 on the year with 10 runs, nine RBIs and six doubles... collected his first career hit with the Panthers in his second at bat of the year, a single against 2011 NCAA Tournament participant Southern Miss on Feb. 18... was 4-for-6 with three RBIs, two doubles and a run against Illinois College on April 13... ended the season on a five-game hit streak... also scored a run in the final four games and posted an RBI in the final three contests.

**HIGH SCHOOL:** Participated in football, baseball, soccer and golf at Parkway Central (Chesterfield) High School... was a two-time letterwinner in football and three-time letterwinner in baseball... selected to All-Suburban South Conference First Team in baseball (2009-10), football (2008-09) and soccer (2009)... batted a team-best .488 with 16 doubles and 36 RBIs during his junior season... also hit .438 as a sophomore... was a member of the National Honor Society and LEAD (Leadership of Educational and Athletic Discipline)... high school coach was Ryan Connors.

**PERSONAL:** Son of Dan and Joyce Berra... is also a member of the Panther football team, handling the kicking responsibilities... mother was a swimmer at the University of Tulsa and his brother Ryan played golf at the University of Dayton... majoring in kinesiology.

**Individual Career History**

BERRA, Cameron

Year	avg	gp-gs	ab	r	h	2b	3b	hr	rbi	tb	slg%	bb	hbp	so	gdp	ob%	sf	sh	sb-att	po	a	e	fld%
2011	.239	36-24	92	10	22	6	0	0	9	28	.304	9	1	4	3	.308	2	3	1-2	121	25	3	.980
2012	.244	28-19	86	13	21	2	0	0	8	23	.267	7	1	10	1	.309	0	1	0-0	52	8	4	.938
TOTAL	.242	64-43	178	23	43	8	0	0	17	51	.287	16	2	14	4	.308	2	4	1-2	173	33	7	.967





10

## tyler SCHWEIGERT

Junior • IF • 6-0 • 180 • R/R  
Round Lake, Ill. (Libertyville HS)

**SOPHOMORE (2012):** played in 29 games, making 11 starts... posted a .123 batting average (7-for-57) with 11 runs, two RBI and a double... went 1-for-3 in stolen bases... saw action at second base, third base and in the outfield.

**FRESHMAN (2011):** Played in 26 games, making three starts... batted .261 on the year with nine runs, six hits and three RBIs... scored his first run on Feb. 18 as a pinch runner at Southern Miss... collected his first career hit and home run on March 23 versus Southern Illinois, a solo shot down the left-field line... saw action as a pinch runner 13 times... made his first career start on April 13 against Illinois College, getting the start at second base... went 1-for-5 with three runs a double against Illinois College.

**HIGH SCHOOL:** Batted .447 with 20 extra-base hits and 24 stolen bases as a senior at Libertyville High School... scored 45 runs and struck out only 12 times in 123 at-bats in 2010.... named to the North Suburban Conference All-Conference Team and the Herald All-Area Team in 2009 and 2010... selected to the all-state honorable mention team as a senior... set the school record for single-season hits in 2010... compiled a .469 on-base percentage and recorded 41 hits during his junior season... played for Jim Schurr... was a high school teammate of current Panther Troy Barton.

**PERSONAL:** Son of Roger and Diana Schweigert... majoring in applied engineering of technology.

### Individual Career History

SCHWEIGERT, Tyler

Year	avg	gp-gs	ab	r	h	2b	3b	hr	rbi	tb	slg%	bb	hbp	so	gdp	ob%	sf	sh	sb-att	po	a	e	fld%
2011	.261	26-3	23	9	6	1	0	1	3	10	.435	1	1	7	1	.320	0	0	0-1	9	6	2	.882
2012	.123	29-11	57	11	7	1	0	0	2	8	.140	2	1	17	3	.167	0	4	1-3	19	24	3	.935
TOTAL	.163	55-14	80	20	13	2	0	1	5	18	.225	3	2	24	4	.212	0	4	1-4	28	30	5	.921



15

caleb HOWELL

Sophomore • OF • 5-11 • 165 • L/L  
Jacksonville, Ill. (Jacksonville HS)

**Awards & Recognition**

2012 OVC All-Freshman Team

**FRESHMAN (2012):** Named to the All-OVC Freshman Team... posted a .316 batting average (65-for-206), the third highest on the team... led the team in runs scored with 37 (tied with Ryan Dineen)... also had 19 RBI and nine doubles... played in 57 games, making 54 starts... was 4-for-11 in stolen bases... had a .359 slugging percentage and a .400 on-base percentage... improved his batting average to .394 during OVC play, the fourth highest in the conference... posted a .370 batting average when batting as the leadoff hitter in an inning... ranked second in the team in multi-hit games with 20... also had four multi-RBI games... finished the year on an 11 game hitting streak... went 2-for-2 with two runs and two RBI in his first career game versus Mississippi Valley State on Feb. 17.

**HIGH SCHOOL:** Was a four year letterwinner in baseball... also played football and basketball... was a three-time all-conference honoree and two-time all-state selection... finished his career at Jacksonville HS as the record holder to six career records and three single-season records... also earned all-conference academic honors three times in both baseball and football... played club baseball for the Midwest Stallions.

**PERSONAL:** Son of Tim and Pam Howell... majoring in kinesiology and business administration.

**Individual Career History**

HOWELL, Caleb

Year	avg	gp-gs	ab	r	h	2b	3b	hr	rbi	tb	slg%	bb	hbp	so	qdp	ob%	sf	sh	sb-att	po	a	e	fld%
2012	.316	57-54	206	37	65	9	0	0	19	74	.359	28	3	21	0	.400	3	4	4-11	122	4	3	.977
TOTAL	.316	57-54	206	37	65	9	0	0	19	74	.359	28	3	21	0	.400	3	4	4-11	122	4	3	.977





16

dane SAUER

Sophomore • IF • 5-11 • 175 • R/R  
West Chicago, Ill. (West Chicago HS)



**FRESHMAN (2012):** Played in 19 games, making nine starts... hit .259 (7-for-27) with four RBI, three runs and two doubles... was 1-for-1 in stolen bases... hit .429 (3-for-7) in conference play... collected his first career hit in the Panthers 3-2 win over No. 14 Louisville on Feb. 28... made his first career start against Iowa on March 12... saw action at both shortstop and second base.

**HIGH SCHOOL:** Was a four year letterwinner in baseball... also played hockey... earned All-DVC Conference honors... selected to the honor roll all four years of high school... played club baseball for the DTA Wildcats.

**PERSONAL:** Son of Joel and Elaine Sauer... majoring in kinesiology and sports studies... relative Kevin Kouzmanoff plays for the Kansas City Royals.

### Individual Career History

SAUER, Dane

Year	avg	gp-gs	ab	r	h	2b	3b	hr	rbi	tb	slg%	bb	hbp	so	gdp	ob%	sf	sh	sb-att	po	a	e	fld%
2012	.259	19-5	27	3	7	2	0	0	4	9	.333	2	0	9	1	.310	0	0	1-1	17	22	2	.951
TOTAL	.259	19-5	27	3	7	2	0	0	4	9	.333	2	0	9	1	.310	0	0	1-1	17	22	2	.951



17

george KALOUSEK

R-Senior • RHP • 6-4 • 205 • R/R  
Schaumburg, Ill. (Schaumburg HS)

**Awards & Recognition**

2009 OVC Commissioner's Honor Roll

**REDSHIRT JUNIOR (2012):** Made seven appearances out of the bullpen... also saw action at the plate, recording 40 at bats... posted a .200 batting average with five runs, six RBI, a triple and a home run... hit a walk-off, pinch hit RBI single on April 7 to lift the Panthers to a 2-1 win over Austin Peay... recorded a 1.08 ERA in 8.1 innings of action... threw 10 strikeouts and only allowed six hits and two runs (one earned)... held opposing hitters to a .188 batting average... helped the Panther pitching staff post a conference-best 4.14 ERA.

**REDSHIRT SOPHOMORE (2011):** Made five appearances... posted a 0.00 ERA in five innings of work... recorded two strikeouts and issued one walk... saw his longest outing of the year against Illinois College on April 13, pitching two innings and surrendering two hits.

**REDSHIRT FRESHMAN (2010):** Made one appearance from the mound, totaling 1.1 innings pitched... also played in 22 games with four starts in the batting lineup... hit .200 on the year in 25 at bats... posted his first career hit at Indiana State on March 9.

**FRESHMAN (2009):** Did not see action during his first year with the program and redshirted.

**HIGH SCHOOL:** Was a two-time All-Mid Suburban League honoree as a junior and senior... also earned all-area honors in 2008 and 2009... helped baseball team to back-to-back conference and regional titles during junior and senior seasons... was a member of the National Honor Society... also played for the Elk Grove American Legion team in the summer... also played basketball... coached by Paul Groot.

**PERSONAL:** Son of George and Kim Kalousek... his uncle John played football at Michigan State, helping lead the Spartans to a Rose Bowl appearance in 1988... majoring in finance.

KALOUSEK, George

Year	avg	gp-gs	ab	r	h	2b	3b	hr	rbi	tb	slg%	bb	hbp	so	qdp	ob%	sf	sh	sb-att	po	a	e	fld%
2010	.200	22-4	25	3	5	1	0	0	1	6	.240	3	1	8	0	.310	0	1	0-0	17	1	0	1.000
2012	.200	22-8	40	5	8	0	1	1	6	13	.325	2	1	13	1	.250	1	2	0-1	61	5	1	.985
TOTAL	.200	44-12	65	8	13	1	1	1	7	19	.292	5	2	21	1	.274	1	3	0-1	78	6	1	.988

Year	era	w-l	app	gs	cq	sho	sv	ip	h	r	er	bb	so	2b	3b	hr	bf	bavg	wp	hbp	bk	sfa	sha
2010	27.00	0-0	1	0	0	0/0	0	1.1	4	4	4	1	1	0	0	0	10	.500	1	1	0	0	0
2011	0.00	0-0	5	0	0	0/1	0	3.2	4	0	0	1	2	0	0	0	15	.333	1	1	0	1	0
2012	1.08	0-0	7	0	0	0/0	0	8.1	6	2	1	7	10	1	0	1	40	.188	1	1	0	0	0
TOTAL	3.38	0-0	13	0	0	0/1	0	13.1	14	6	5	9	13	1	0	1	65	.269	3	3	0	1	0





21

## john Devito

Sophomore • C • 5-10 • 190 • R/R  
Mundelein, Ill. (Mundelein HS)

**FRESHMAN (2012):** Played in 16 games, making two starts... did not have a hit in 13 plate appearances... scored two runs... was walked three times and hit by a pitch once... played in his first career game against Mississippi Valley on Feb. 17... made his first career start against Navy on March 14.

**HIGH SCHOOL:** Participated in both baseball and football... earned all-conference honors in both baseball and football... helped lead Mundelein HS to a No. 1 state ranking during his senior season... was also an honor roll student.

**PERSONAL:** Son of John and Melissa DeVito... father played baseball at UIC... majoring in special education.

### Individual Career History

DEVITO, John

Year	avg	gp-gs	ab	r	h	2b	3b	hr	rbi	tb	slg%	bb	hbp	so	gdp	ob%	sf	sh	sb-att	po	a	e	fld%
2012	.000	16-2	13	2	0	0	0	0	0	0	.000	3	1	7	1	.235	0	1	0-0	34	1	1	.972
TOTAL	.000	16-2	13	2	0	0	0	0	0	0	.000	3	1	7	1	.235	0	1	0-0	34	1	1	.972



22

**scott HOUDEK**

Senior • RHP • 6-3 • 215 • R/R  
Glenview, Ill. (Heartland C.C.)

**JUNIOR (2012):** Made 17 appearances out of the bullpen... posted a 0-1 record with a 7.20 ERA... recorded 14 strikeouts to 10 walks in 25.0 innings of work... pitched a season-high four innings on Feb. 24 at Southeastern Louisiana, striking out two and surrendering three hits and one run.

**HEARTLAND C.C. (2010-11):** Helped team post a 54-11 record in 2011, win the Midwest Region 24 Title and advance to the NJCAA Division II National Tournament... posted a 3-0 record in 2011 with a 4.50 ERA in 34 innings of work... collected 24 strikeouts to only eight walks... also posted two saves... helped team post a 45-11 record in 2010.

**PERSONAL:** Son of Ken and Becky Houdek... majoring in marketing.

### Individual Career History

HOUDEK, Scott

Year	avg	gp-gs	ab	r	h	2b	3b	hr	rbi	tb	slg%	bb	hbp	so	gdp	ob%	sf	sh	sb-att	po	a	e	fld%
2012	.000	0-0	0	0	0	0	0	0	0	0	.000	0	0	0	0	.000	0	0	0-0	2	5	1	.875
TOTAL	.000	0-0	0	0	0	0	0	0	0	0	.000	0	0	0	0	.000	0	0	0-0	2	5	1	.875

Year	era	w-l	app	gs	cq	sho	sv	ip	h	r	er	bb	so	2b	3b	hr	bf	bavq	wp	hbp	bk	sfa	sha
2012	7.20	0-1	17	0	0	0/0	1	25.0	26	22	20	10	14	5	0	2	114	.271	1	7	0	0	0
TOTAL	7.20	0-1	17	0	0	0/0	1	25.0	26	22	20	10	14	5	0	2	114	.271	1	7	0	0	0





23

andrew GRAHN

Sophomore • RHP • 6-4 • 175 • R/R  
Louisville, Ill. (North Clay HS)

**FRESHMAN (2012):** Made 14 appearances with nine starts... posted an 0-6 record with a 6.75 ERA... threw 13 strikeouts and issued 24 walks in 33.1 innings of work... made his first career start at Southeastern Louisiana on Feb. 26, striking out two and only allowing three hits and one run in five innings of action.

**HIGH SCHOOL:** Was a four year letterwinner in both baseball and basketball... named Midland Trail Conference Player of the Year in 2010... was a four-time all-conference selection... helped his team win a regional title in 2009 and 2011... was a member of the national honor society... played club baseball for the I-70 Thunder.

**PERSONAL:** Son of Dennis and Carolyn Grahn... majoring in business.

### Individual Career History

GRAHN, Andrew

Year	avg	gp-gs	ab	r	h	2b	3b	hr	rbi	tb	slg%	bb	hbp	so	gdp	ob%	sf	sh	sb-att	po	a	e	fld%
2012	.000	0-0	0	0	0	0	0	0	0	0	.000	0	0	0	0	.000	0	0	0-0	1	6	1	.875
TOTAL	.000	0-0	0	0	0	0	0	0	0	0	.000	0	0	0	0	.000	0	0	0-0	1	6	1	.875

Year	era	w-l	app	gs	cq	sho	sv	ip	h	r	er	bb	so	2b	3b	hr	bf	bavg	wp	hbp	bk	sfa	sha
2012	6.75	0-6	14	9	0	0/0	0	33.1	46	31	25	24	13	13	1	0	167	.343	4	3	1	1	5
TOTAL	6.75	0-6	14	9	0	0/0	0	33.1	46	31	25	24	13	13	1	0	167	.343	4	3	1	1	5



28

**matt BORENS**

Sophomore • RHP • 6-7 • 185 • R/R  
Monee, Ill. (Peotone HS)

**FRESHMAN (2012):** Made 15 appearances with three starts... posted a 1-0 record with a 5.70 ERA... also had one save... recorded 12 strikeouts and 20 walks in 23.2 innings... picked up his first career win on April 11 against Illinois College, allowing five hits and two runs (one earned) with two strikeouts in four innings of work... recorded his first career save at Jacksonville State on May 17, striking out two batters and surrendering two hits and one run in three innings.

**HIGH SCHOOL:** Was a two year letterwinner in baseball... also played basketball and golf... helped his team win a regional title in 2010... tossed 57 strikeouts to only seven walks as a junior in 38.1 innings of work... also helped his basketball team capture a regional title in 2011... earned all-conference and all-area honors in basketball as a senior... played club baseball for the Midwest Dodgers.

**PERSONAL:** Son of Dan and Pam Borens... majoring in kinesiology and sports studies.

### Individual Career History

BORENS, Matt

Year	avg	gp-gs	ab	r	h	2b	3b	hr	rbi	tb	slg%	bb	hbp	so	gdp	ob%	sf	sh	sb-att	po	a	e	fld%
2012	.000	0-0	0	0	0	0	0	0	0	0	.000	0	0	0	0	.000	0	0	0-0	2	3	1	.833
TOTAL	.000	0-0	0	0	0	0	0	0	0	0	.000	0	0	0	0	.000	0	0	0-0	2	3	1	.833

Year	era	w-l	app	gs	cq	sho	sv	ip	h	r	er	bb	so	2b	3b	hr	bf	bavg	wp	hbp	bk	sfa	sha
2012	5.70	1-0	15	3	0	0/0	1	23.2	32	18	15	20	12	2	2	2	125	.327	1	5	0	1	1
TOTAL	5.70	1-0	15	3	0	0/0	1	23.2	32	18	15	20	12	2	2	2	125	.327	1	5	0	1	1





29

**christian SLAZNIK** Junior • LHP • 6-0 • 190 • S/L  
St. Louis, Mo. (St. John Vianney HS)

**SOPHOMORE (2012):** Made 15 appearances with 15 starts... posted a 6-6 record with a 4.50 ERA... was second in the team in strikeouts with 68 in 80 innings of action... held opposing hitters to a .250 batting average... named OVC Pitcher of the Week on March 12 for his performance in the Panthers 3-1 win at South Florida... only allowed one hit while striking out six batters and issuing three walks in eighth innings against the Bulls... threw a season-high nine strikeouts against IPFW on March 3... helped the Panther pitching staff post a conference-best 4.14 ERA.

**FRESHMAN (2011):** Made 14 appearances, making 10 starts... went 2-5 with a 5.57 ERA... used primarily as a starting pitcher... tossed 29 strikeouts in 42 innings of action... went 1-1 with a 5.84 ERA in 12.1 innings of OVC play... also threw 13 strikeouts and held opposing hitters to a .286 batting average in OVC contests... made his first career start with EIU on Feb. 20 at Southern Miss... picked up his first career win on March 27 against Eastern Kentucky, striking out a season-high eight batters and surrendering four hits in five innings of work.

**HIGH SCHOOL:** Posted a 3-1 record with a 3.29 ERA and 18 strikeouts in 17 innings of work in 2009... suffered an arm injury during sophomore season and eventually had Tommy John surgery... was selected as the most valuable pitcher on the 2007 St. John Vianney team, compiling a 2.14 ERA and only surrendering 21 hits in 36 innings pitched... played for Steve Bieser.

**PERSONAL:** Son of Dave and Kathy Slaznik... major is undecided.

## SLAZNIK, Christian

Year	avg	gp-gs	ab	r	h	2b	3b	hr	rbi	tb	slg%	bb	hbp	so	qdp	ob%	sf	sh	sb-att	po	a	e	fld%
2011	.000	0-0	0	0	0	0	0	0	0	0	.000	0	0	0	0	.000	0	0	0-0	1	3	0	1.000
2012	.000	0-0	0	0	0	0	0	0	0	0	.000	0	0	0	0	.000	0	0	0-0	1	14	2	.882
TOTAL	.000	0-0	0	0	0	0	0	0	0	0	.000	0	0	0	0	.000	0	0	0-0	2	17	2	.905

Year	era	w-l	app	gs	cq	sho	sv	ip	h	r	er	bb	so	2b	3b	hr	bf	bavg	wp	hbp	bk	sfa	sha
2011	5.57	2-5	14	10	0	0/1	0	42.0	53	35	26	19	29	10	2	3	206	.312	4	7	1	5	5
2012	4.50	6-6	15	15	0	0/1	0	80.0	74	53	40	43	68	10	4	8	364	.250	8	10	0	5	10
TOTAL	4.87	8-11	29	25	0	0/2	0	122.0	127	88	66	62	97	20	6	11	570	.273	12	17	1	10	15



31

## troy BARTON

Senior • RHP • 6-6 • 225 • R/R  
Libertyville, Ill. (Libertyville HS)

**JUNIOR (2012):** Made 17 appearances with 13 starts... posted a 9-5 record with a 3.20 ERA, the sixth lowest ERA in the OVC... helped the Panther pitching staff post a conference-best 4.14 ERA... recorded 52 strikeouts to 38 walks in 78.2 innings pitched... held opposing hitters to a .239 batting average... threw a season-high eight strikeouts on April 6 against Austin Peay... had a 5-4 record during conference action with a 4.10 ERA.

**SOPHOMORE (2011):** Made five starts in a total of 22 appearances... primarily used as EIU's midweek starter... picked up his first win of the season on March 22 against Chicago State in the Panthers home opener... tossed a season-high six strikeouts versus Big XII member Missouri on April 26... threw 42 strikeouts on the year to 17 walks in 46.1 innings of work... posted a 3.50 ERA and a 3-4 record on the year... went 0-1 with a 4.72 ERA in 9.2 innings of relief work during OVC play... only allowed one home run and a total of 11 extra base hits.

**FRESHMAN (2010):** Made nine starts in a total of 14 appearances... primarily used as EIU's midweek starter... recorded his first career save in only his third appearance with the Panthers, coming against South Florida on March 13... posted his first career win against Illinois College on April 6, striking out six and only surrendering two hits in five innings of action... threw a season-high seven strikeouts against in-state foe Illinois State on May 12... tossed 34 strikeouts and issued 19 walks on the year... posted a 5.75 ERA and a 2-5 record in his first season with EIU.

**HIGH SCHOOL:** Was a two-time letterwinner in baseball... also lettered twice in basketball... named to the all-state honorable mention team by the Daily Herald as a senior... selected to the All-North Suburban Conference Team on two occasions... helped Libertyville HS to a regional championship in 2009... was named team captain as a senior... played in the Midwest Pro Scout Classic after pitching in the 2008 Chicago Fall Scout League... also played for the McHenry County Hurricanes during the summer... was an honor roll student... played for Jim Schurr in high school.

**PERSONAL:** Son of John and Pam Barton... majoring in secondary education.

## BARTON, Troy

Year	avg	gp-gs	ab	r	h	2b	3b	hr	rbi	tb	slg%	bb	hbp	so	gdp	ob%	sf	sh	sb-att	po	a	e	fld%
2010	.000	0-0	0	0	0	0	0	0	0	0	.000	0	0	0	0	.000	0	0	0-0	2	8	0	1.000
2011	.000	0-0	0	0	0	0	0	0	0	0	.000	0	0	0	0	.000	0	0	0-0	3	2	3	.625
2012	.000	0-0	0	0	0	0	0	0	0	0	.000	0	0	0	0	.000	0	0	0-0	1	11	0	1.000
TOTAL	.000	0-0	0	0	0	0	0	0	0	0	.000	0	0	0	0	.000	0	0	0-0	6	21	3	.900

Year	era	w-l	app	gs	cq	sho	sv	ip	h	r	er	bb	so	2b	3b	hr	bf	bavg	wp	hbp	bk	sfa	sha
2010	5.75	2-5	14	9	0	0/1	1	40.2	47	27	26	19	34	8	0	2	187	.299	5	4	0	2	4
2011	3.50	3-4	22	5	0	0/2	0	46.1	37	21	18	17	42	10	0	1	196	.214	1	3	0	1	2
2012	3.20	9-5	17	13	0	0/1	0	78.2	68	33	28	38	52	11	3	4	340	.239	5	8	0	2	7
TOTAL	3.91	14-14	53	27	0	0/4	1	165.2	152	81	72	74	128	29	3	7	723	.247	11	15	0	5	13





33

## brant VALACH

Sophomore • IF • 6-2 • 205 • R/R  
Orland Park, Ill. (Carl Sandburg HS)



**FRESHMAN (2012):** Named OVC 'Rookie of the Year'... named to the 2012 Louisville Slugger Freshmen All-American team selected by the Collegiate Baseball newspaper... posted a .314 batting average (65-for-207) with 28 RBI, 17 runs and 10 doubles... played and started in 57 games... hit .396 (40-for-101) during OVC play, the third highest in the conference... had a team-best .397 batting average (23-for-58) with runners in scoring position... also had 11, two-out RBI... led the team with 21 multi-hit games... also had eight multi-RBI games... hit his first career home run against Austin Peay on April 6.

**HIGH SCHOOL:** Was a four year letterwinner in baseball... also played a year of football and basketball... named to the all-area and all-conference teams by the Southtown Star... was also named to the IHBCA All-Star Team as a senior... helped team to 2011 regional title and both conference and regional titles in 2010... also help team capture conference, regional and sectional titles in 2009... earned academic all-conference honors in 2011... played club baseball for the Illinois Sparks.

**PERSONAL:** Son of George and Paige Valach... major is undecided.

### Individual Career History

VALACH, Brant

Year	avg	gp-gs	ab	r	h	2b	3b	hr	rbi	tb	slg%	bb	hbp	so	gdp	ob%	sf	sh	sb-att	po	a	e	fld%
2012	.314	57-57	207	17	65	10	0	1	28	78	.377	6	7	21	7	.351	2	9	1-2	43	117	12	.930
TOTAL	.314	57-57	207	17	65	10	0	1	28	78	.377	6	7	21	7	.351	2	9	1-2	43	117	12	.930



35

**cody VOGLER**

**R-Freshman • RHP/IF • 6-2 • 260 • R/R**  
**New Lenox, Ill. (Lincoln-Way West HS)**

**FRESHMAN (2012):** Did not see action in his first year with the team due to an injury... was redshirted.

**HIGH SCHOOL:** Was a two year letterwinner in baseball... also participated in bowling and football... was a two-time South West Suburban Conference honoree... also named to the Joliet Herald, Daily Southtown, and IHSBCA All-Area Teams... was named to the honor roll all four years of high school... played club baseball for the Illinois Sparks.

**PERSONAL:** Son of Mike and Judy Vogler... majoring in kinesiology and sports studies.





37

# jacob REESE

Junior • C • 5-10 • 195 • R/R  
Rochester, Ill. (Chatham-Glenwood HS)

**SOPHOMORE (2012):** Played and started in 57 games... posted a .271 batting average (58-for-214)... also had 35 RBI, 16 extra-base hits and 26 runs... hit his first career home run on March 27 in the Panthers 13-6 win over No. 30 Saint Louis... led the team with 22, two-out RBI... recorded a .314 batting average (22-for-70) with runners in scoring position... helped the Panthers only allow 23 stolen bases on the year, the fewest in the OVC by a large margin (Eastern Kentucky allowed 44)... caught 22 of 42 runners attempting to steal a base... only allowed four stolen bases during conference play... was second on the team in multi-RBI games with 10... also had 16 multi-hit games.

**FRESHMAN (2011):** Played in 47 games, making 46 starts behind the plate... hit .237 on the year with 33 hits, 22 runs and 10 RBIs... batted .279 in OVC action with a .371 on-base percentage... was 5-for-8 with runners on third and two outs in OVC contests... posted seven multi-hit games... collected his first career hit with EU at Southern Miss on Feb. 18... recorded a season-high three hits against Eastern Kentucky on March 26... scored a season-high two runs at Mississippi State on March 15 and at Morehead State on April 10.

**HIGH SCHOOL:** Helped Chatham Glenwood High School capture the 2010 Illinois 3A State Title, finishing the year with a 32-4 record... was 3-for-4 at the plate with an RBI in the title game... guided his team to a 32-6 record in 2009 and a state runner-up finish... batted .458 in the 2009 IHSA playoffs... led the Central State Eight Conference with 47 RBIs as a junior while batting .371... collected five home runs and 15 doubles while 20 of his 46 hits went for extra bases as a junior... batted .458 in the IHSA playoffs as Glenwood lost in the championship game of the 3A state finals... Under Armour Preseason All-American for 2010... two-time all-academic performer at Glenwood... coached by Pat Moomey.

**PERSONAL:** Son of Tony and Anna Marie Reese... brother Michael Reese plays baseball at Truman State... majoring in business.

REESE, Jacob

Year	avg	gp-gs	ab	r	h	2b	3b	hr	rbi	tb	slg%	bb	hbp	so	gdp	ob%	sf	sh	sb-att	po	a	e	fld%
2011	.237	47-46	139	22	33	3	0	0	10	36	.259	13	5	21	3	.323	1	5	1-2	249	35	7	.976
2012	.271	57-57	214	26	58	12	1	3	35	81	.379	14	7	45	7	.333	2	6	4-7	348	53	4	.990
TOTAL	.258	104-103	353	48	91	15	1	3	45	117	.331	27	12	66	10	.329	3	11	5-9	597	88	11	.984



38

## trent WHITCOMB

Sophomore • OF • 5-11 • 190 • L/R  
Appleton, Wis. (Appleton North HS)

**FRESHMAN (2012):** Played in 18 games, making two starts... posted a .150 batting average (3-for-20)... also had two runs, three RBI and a home run... collected his first career home run against Illinois College on April 11... made his first career start on March 6 at Indiana State.

**HIGH SCHOOL:** Was a three year letterwinner in baseball... also played football... earned all-conference honors in both baseball and football... helped baseball team win a conference and regional title in 2011... was an honor roll student... also played for the Appleton Legion team during the summers.

**PERSONAL:** Son of Kristin Whitcomb... majoring in athletic training.

### Individual Career History

WHITCOMB, Trent

Year	avg	gp-gs	ab	r	h	2b	3b	hr	rbi	tb	slg%	bb	hbp	so	gdp	ob%	sf	sh	sb-att	po	a	e	fld%
2012	.150	18-2	20	2	3	0	0	1	3	6	.300	2	0	12	0	.227	0	0	0-0	6	0	0	1.000
TOTAL	.150	18-2	20	2	3	0	0	1	3	6	.300	2	0	12	0	.227	0	0	0-0	6	0	0	1.000





## treysen VAVRA

Jr. • IF • 6-2 • 200 • R/R  
Menomonie, Wis. (Madison College)

5

**MADISON C.C. (2011-12):** Named to the 2012 Northwoods League All-Star Team as a member of the Duluth Huskies... led Madison College to a 45-13 record in 2012... started in 51 games, making 54 starts... hit .407 (70-for-172) with 48 RBI, 10 doubles, five triples and three homers... led the team in hits (7) and runs (60)... also had a .576 slugging percentage.



## trey RUSSELL

Jr. • OF • 6-2 • 195 • R/R  
Urbana, Ill. (Joliet C.C.)

9

**Joliet C.C. (2011-12):** Played at Joliet C.C., earning NJCAA Division III All-American Second Team honors in 2012... batted .364 with 39 hits, 31 RBIs and 21 runs... also had 11 extra base hits and four stolen bases... was an All-Big 12 Conference First Team Selection as a senior at Urbana HS in 2010.



## ben KENNEDY

Jr. • LHP • 6-2 • 170 • L/L  
Indianapolis, Ind. (Lincoln Trail C.C.)

11

**LINCOLN TRAIL C.C. (2011-12):** Made nine appearances at Lincoln Trail C.C., posting a 3.96 ERA in 25 innings of action... had a 4-1 record... recorded 30 strikeouts to 11 walks... also had two saves... helped team to a 25-29 overall record.

**PERSONAL:** Son of Alan and Melinda Kennedy... intends to major in history.



## MITCH GASBARRO

Fr. • IF • 5-11 • 170 • R/R  
Glen Ellyn, Ill. (Glenbard South HS)

# 12

**HIGH SCHOOL:** Earned All-Western Sun Conference honors as a sophomore... missed most of his junior year with a hand injury... hit .304 with 35 hits and 26 runs as a sophomore... also had seven doubles and stolen bases to go along with 17 RBIs in 2010... finished the 2011 campaign with a .300 batting average... played with the DTA Wildcats during the 2011 summer.

**PERSONAL:** Son of Dan and Lori Gasbarro... intends to major in business... is a member of the EIU Honors College.



## JAKE JOHANSMEIER

Fr. • RHP • 6-3 • 170 • R/R  
St. Charles, Ill. (St. Charles North HS)

# 13

**HIGH SCHOOL:** Ranked as one of the top-25 players in the state of Illinois by the Prep Baseball Report in 2012... was selected to the All-Upstate Eight Conference Honorable Mention Team as a junior... posted a .448 batting average in the fall of 2012 with 14 runs, 13 hits and six extra base hits... hit .394 as a junior with 41 hits, 30 runs and 22 RBIs... also had eight stolen bases, six doubles and two home runs in 2011... saw action from the mound as a junior, posting a 4-2 record with a 2.45 ERA in 28 innings of work... also threw 26 strikeouts while recording two saves.. went 4-0 with a 0.58 ERA during the 2011 fall season with 20 strikeouts.



## JASON SCHOLL

Fr. • C/IF • 6-0 • 200 • L/R  
Northbrook, Ill. (Glenbrook North HS)

# 18

**HIGH SCHOOL:** Ranked as a top-60 prospect in the state of Illinois by Prep Baseball Report in 2012... earned All-Central Suburban League honors as a junior... hit .422 with 41 RBIs and 38 hits last season... also scored 32 runs while recording 14 doubles and seven home runs.

**PERSONAL:** Son of Steve and Laura Scholl... intends to major in sports management.





## jaden WIDDERSHEIM

Jr. • RHP • 6-1 • 190 • R/R  
Strasburg, Ill. (Olney Central C.C.)

20

**OLNEY CENTRAL C.C. (2011-12):** Led team to a 20-14 overall record last season... posted a 5-3 record with a 3.01 ERA in 51 innings of action (10 appearances)... threw a team-high 39 strikeouts while only issuing 13 walks.



## joe GREENFIELD

Jr. • RHP • 6-4 • 215 • R/R  
Orland Park, Ill. (Carl Sandberg HS)

24

**SOUTH SUBURBAN C.C. (2012):** Was drafted in the 22nd round (No. 691) of Major League Baseball's First-Year Players Draft by the Boston Red Sox... spent the 2012 season at South Suburban C.C., posting a 4.28 ERA in 82 innings of work... had a 3-6 record in 15 appearances... threw a team-high 95 strikeouts... helped his team post a 32-22 overall record.

**EASTERN ILLINOIS (2011):** Posted a 5.52 ERA with an 0-2 record during his freshman campaign... made nine appearances and six starts... had 11 strikeouts in 29.1 innings of work.



## demetre TAYLOR

R-Fr. • IF • 6-4 • 240 • L/L  
Tampa, Fla. (Middleton HS)

27

**HIGH SCHOOL:** Hit .435 as a senior (2011) at Middleton HS in Tampa, Fla., with 20 runs and 27 RBI... helped his team to a 13-7 overall record and an 11-5 record in conference play... also had a .790 slugging percentage and a .500 on-base percentage.



## garrison STENGER

So. • LHP • 6-2 • 198 • L/L  
Arcola, Ill. (Lakeland C.C.)

# 30

**LAKELAND C.C. (2012):** Helped team to a 17-22 overall record... went 1-1 at Lakeland C.C. with two saves... posted a 6-5 record with a 2.02 ERA during his senior year of high school... also threw 97 strikeouts to only 28 walks in 65 innings of action.

**PERSONAL:** Son of Garry and Debbie Stenger... intends to major in business management.



## cj MARTIN

Fr. • RHP • 6-3 • 215 • R/R  
St. Louis, Mo. (Oakville HS)

# 32

**HIGH SCHOOL:** Ranked as the fourth best player in the state of Missouri and the 316th overall prospect in the country by Perfect Game Baseball in 2012... earned All-Suburban West Conference Second Team honors both as a sophomore and junior... hit .324 last season with 23 hits, 17 RBIs and 10 runs... also posted six doubles and three home runs... also saw action from the mound, posting a 4.00 ERA in 13 innings of work with nine strikeouts.

**PERSONAL:** Son of Kurt and Cathy Martin... major is undecided.



## derek PAGE

Fr. • OF • 6-1 • 210 • R/R  
Edwardsville, Ill. (Edwardsville HS)

# 34

**HIGH SCHOOL:** Posted a .374 batting average last season with 34 hits, 29 RBIs and 26 runs... also had eight doubles, four home runs and three stolen bases... helped Edwardsville HS to an IHSA Elite Eight birth a year ago with a 3-for-4 plate performance with three doubles... hit .416 with 37 RBIs, 35 runs and 32 hits during the summer of 2011... also hit 13 home

runs and four doubles.





## matt DUNAVANT

Fr. • UTL • 6-3 • 230 • R/R  
Eureka, Ill. (Eureka HS)

**HIGH SCHOOL:** Hit .319 as a junior with 19 RBIs and 17 hits... also scored 14 runs, hit six doubles and two home runs... hit .424 this fall with 44 RBIs while scoring 26 runs... played for the Rawlings Prospects in Missouri.



## kristian MEEHAN

Fr. • C • 6-2 • 200 • R/R  
Grayslake, Ill. (Grayslake Central HS)

**HIGH SCHOOL:** Named to the Fox Valley All-Conference team... also earned all-area honors... hit .400 his senior season with four home runs... also had an area best 57 RBI... set his high school's single-season record for RBI... led his team to a conference, regional and sectional title in 2012.

**PERSONAL:** Son of Karl and Toni Meehan... major is undecided.



# 2012 in REVIEW

pages 34-39







#### FIVE PANTHERS EARN ALL-OVC HONORS

Five Panther baseball players earned All-OVC honors at the end of the season, highlighted by freshman Brant Valach (pictured above) being tabbed OVC 'Rookie of the Year'. Valach was the second Panther to win the award (joining 2001 winner Ben Duke) since the award was first handed out in 2000.

Two Panthers earned all-conference first-team honors in redshirt-seniors Mike Hoekstra (pictured lower right) and Ben Thoma. Redshirt-senior T.J. McManus and freshman Caleb Howell also earned all-conference honors. McManus was tabbed to the second team while Howell was named to the all-freshman team, respectively.

#### VALACH NAMED TO 2012 LOUISVILLE SLUGGER FRESHMEN ALL-AMERICAN TEAM

Brant Valach was named to the 2012 Louisville Slugger Freshmen All-American team selected by the Collegiate Baseball newspaper on June 6, 2012. Valach became the fourth Panther to be selected to the Louisville Slugger Freshmen All-American team, joining Zach Borenstein (2009), Richie Derbak (2007) and Ryan Campbell (2004).

The third baseman started in 57 of the team's 58 games last season with a .314 batting average. He had 65 hits on the year to go along with 17 runs, 10 doubles and 28 RBI. In OVC play, his numbers were better as he hit .396 (third-best in the OVC) with 13 runs and 16 RBI in 26 games.

Valach also finished the year with a team-best .397 batting average with runners in scoring position and had a team-high 21 multi-hit games.

#### THOMA NAMED TO ABCA/RAWLINGS NCAA MIDEAST REGION SECOND TEAM

Redshirt-senior baseball player Ben Thoma was named to the 2012 ABCA/Rawlings NCAA Mideast Region Second Team as selected by the American Baseball Coaches Association on June 25, 2012. The 2012 Ohio Valley Conference First Team selection finished the season with 16 home runs, 38 RBI, 30 runs and 13 doubles. He also posted a .267 (56-for-210) batting average and a .557 slugging percentage.

#### THOMA SETS PANTHER CAREER RECORD FOR HOME RUNS

Ben Thoma concluded his career as EIU's all-time career home runs leader with 40, breaking Matt Marzec's (1996-2000) previous record of 39. He finished his career with a .274 batting average to go along with 139 RBI, 192 hits, 108 runs and 44 doubles. He played in 194 games with 184 starts at EIU.



Record: 29-29 Home: 10-5 Away: 13-18 Neutral: 6-6 Ohio Valley: 15-11

Player	avg	gp-gs	ab	r	h	2b	3b	hr	rbi	tb	slg%	bb	hp	so	gdp	ob%	sf	sh	sb-att	po	a	e	fld%
27 MCMANUS, T.J.	.358	53-53	193	34	69	19	1	9	49	117	.606	19	3	30	4	.410	7	2	0-1	420	27	3	.993
3 DINEEN, Ryan	.335	57-56	206	37	69	9	1	7	36	101	.490	32	7	27	3	.429	7	4	15-23	79	167	17	.935
15 HOWELL, Caleb	.316	57-54	206	37	65	9	0	0	20	74	.359	28	3	21	0	.400	3	4	4-11	122	4	3	.977
33 VALACH, Brant	.314	57-57	207	17	65	10	0	1	28	78	.377	6	7	21	7	.351	2	9	1-2	43	117	12	.930
4 PRIESSMAN, Nick	.289	46-46	166	26	48	3	1	5	20	68	.410	20	3	38	0	.376	0	12	9-15	121	4	3	.977
37 REESE, Jacob	.271	57-57	214	26	58	12	1	3	35	81	.379	14	7	45	7	.333	2	6	4-7	348	53	4	.990
24 THOMA, Ben	.267	56-55	210	30	56	13	0	16	38	117	.557	10	6	37	4	.316	2	1	1-4	14	0	2	.875
5 CIAGLIA, David	.229	53-49	179	31	41	13	1	6	18	74	.413	12	8	40	5	.303	2	4	6-7	72	4	3	.962
1 SOPENA, Nathan	.207	49-44	140	25	29	4	0	1	14	36	.257	13	10	38	0	.319	0	10	8-9	91	109	7	.966
-----																							
16 SAUER, Dane	.259	19-5	27	3	7	2	0	0	4	9	.333	2	0	9	1	.310	0	0	1-1	17	22	2	.951
8 BERRA, Cameron	.244	28-19	86	13	21	2	0	0	8	23	.267	7	1	10	1	.309	0	1	0-0	52	8	4	.938
26 SCHWEIGERT, Brad	.231	10-2	13	5	3	0	0	0	0	3	.231	3	0	4	0	.375	0	0	1-1	1	6	3	.700
17 KALOUSEK, George	.200	22-8	40	5	8	0	1	1	6	13	.325	2	1	13	1	.250	1	2	0-1	61	5	1	.985
38 WHITCOMB, Trent	.150	18-2	20	2	3	0	0	1	3	6	.300	2	0	12	0	.227	0	0	0-0	6	0	0	1.000
2 SCHWEIGERT, Tyler	.123	29-11	57	11	7	1	0	0	2	8	.140	2	1	17	3	.167	0	4	1-3	19	24	3	.935
10 STROMMEN, Pete	.100	8-2	10	0	1	0	0	0	0	1	.100	1	1	4	0	.250	0	0	0-0	2	0	0	1.000
21 DEVITO, John	.000	16-2	13	2	0	0	0	0	0	0	.000	3	1	7	1	.235	0	1	0-0	34	1	1	.972
32 CLARK, Adam	.000	4-0	3	0	0	0	0	0	0	0	.000	1	0	1	1	.250	0	0	0-0	4	6	0	1.000
12 AUSTIN, Kevin	.000	1-0	0	0	0	0	0	0	0	0	.000	1	0	0	0	1.000	0	0	0-0	0	0	0	.000
Totals	.276	58	1990	304	550	97	6	50	281	809	.407	178	59	374	38	.349	26	60	51-85	1531	632	77	.966
Opponents	.270	58	1954	303	528	79	16	33	269	738	.378	230	63	382	49	.362	20	41	23-46	1563	698	79	.966

LOB - Team (446), Opp (475). DPs turned - Team (57), Opp (44). CI - Team (1), DEVITO 1. IBB - Team (10), MCMANUS 4, HOWELL 3, DINEEN 1, THOMA 1, CIAGLIA 1, Opp (11). Picked off - DINEEN 3, SOPENA 1, PRIESSMAN 1, VALACH 1, KALOUSEK 1.

**(All games Sorted by Earned run avg)**

Player	era	w-l	app	gs	cg	sho	sv	ip	h	r	er	bb	so	2b	3b	hr	b/avg	wp	hp	bk	sfa	sha
14 HOEKSTRA, Mike	2.53	5-4	16	16	1	0/0	0	110.1	111	46	31	23	83	12	2	3	.260	1	8	0	3	8
31 BARTON, Troy	3.20	9-5	17	13	0	0/1	0	78.2	68	33	28	38	52	11	3	4	.239	5	8	0	2	7
29 SLAZINIK, Christian	4.50	6-6	15	15	0	0/1	0	80.0	74	53	40	43	68	10	4	8	.250	8	10	0	5	10
11 WORMAN, Darin	5.12	5-4	38	0	0	0/0	0	58.0	64	41	33	29	42	11	1	4	.286	1	6	2	4	5
-----																						
17 KALOUSEK, George	1.08	0-0	7	0	0	0/0	0	8.1	6	2	1	7	10	1	0	1	.188	1	1	0	0	0
32 CLARK, Adam	3.07	1-0	25	0	0	0/2	4	44.0	44	16	15	11	52	6	1	1	.263	3	4	0	2	3
34 KOSER, Keith	3.47	0-1	21	0	0	0/0	3	23.1	23	12	9	12	24	2	2	1	.261	3	3	0	0	1
28 BORENS, Matt	5.70	1-0	15	3	0	0/0	1	23.2	32	18	15	20	12	2	2	2	.327	1	5	0	1	1
6 BUSHUR, Luke	6.31	2-2	14	2	0	0/0	0	25.2	34	29	18	13	12	6	0	7	.318	2	8	1	2	1
23 GRAHN, Andrew	6.75	0-6	14	9	0	0/0	0	33.1	46	31	25	24	13	13	1	0	.343	4	3	1	1	5
22 HOUDEK, Scott	7.20	0-1	17	0	0	0/0	1	25.0	26	22	20	10	14	5	0	2	.271	1	7	0	0	0
Totals	4.14	29-29	58	58	1	2/2	9	510.1	528	303	235	230	382	79	16	33	.270	30	63	4	20	41
Opponents	4.09	29-29	58	58	2	7/6	11	521.0	550	304	237	178	374	97	6	50	.276	44	59	5	26	60

PB - Team (11), REESE 9, DEVITO 2, Opp (14). Pickoffs - Team (10), GRAHN 2, REESE 2, BARTON 2, HOEKSTRA 1, HOUDEK 1, CLARK 1, BUSHUR 1, Opp (6). SBA/ATT - REESE (20-42), CLARK (3-7), GRAHN (3-6), KOSER (5-6), HOEKSTRA (1-6), WORMAN (2-5), BARTON (3-5), BUSHUR (1-4), BORENS (3-3), DEVITO (2-2), HOUDEK (1-2), SLAZINIK (1-2).

Record: 15-11 Home: 6-5 Away: 9-6 Ohio Valley: 15-11

Player	avg	gp-gs	ab	r	h	2b	3b	hr	rbi	tb	slg%	bb	hp	so	gdp	ob%	sf	sh	sb-att	po	a	e	fld%
27 MCMANUS, T.J.	.418	26-26	98	25	41	7	1	9	38	77	.786	14	3	13	3	.483	5	2	0-0	219	11	1	.996
33 VALACH, Brant	.396	26-26	101	13	40	6	0	1	16	49	.485	3	4	8	3	.427	2	5	0-1	14	54	7	.907
15 HOWELL, Caleb	.394	26-24	94	21	37	6	0	0	13	43	.457	13	2	8	0	.468	2	4	0-4	63	3	0	1.000
4 PRIESSMAN, Nick	.353	21-21	85	13	30	3	0	4	14	45	.529	11	2	16	0	.439	0	3	5-9	58	3	1	.984
3 DINEEN, Ryan	.326	25-25	95	24	31	4	1	4	15	49	.516	18	5	17	1	.454	1	3	6-11	35	76	9	.925
24 THOMA, Ben	.314	26-26	105	18	33	8	0	9	25	68	.648	3	5	14	2	.363	0	1	0-2	7	0	0	1.000
1 SOPENA, Nathan	.260	23-21	73	14	19	2	0	1	12	24	.329	3	8	17	0	.357	0	6	3-4	42	56	1	.990
37 REESE, Jacob	.248	26-26	109	14	27	4	0	1	17	34	.312	9	1	21	4	.308	1	3	1-4	184	17	0	1.000
5 CIAGLIA, David	.188	23-22	85	19	16	4	0	2	8	26	.306	7	5	21	2	.289	0	2	4-4	42	1	2	.956
-----																							
16 SAUER, Dane	.429	6-1	7	2	3	1	0	0	1	4	.571	1	0	1	0	.500	0	0	0-0	6	4	0	1.000
26 SCHWEIGERT, Brad	.333	5-0	3	2	1	0	0	0	0	1	.333	2	0	1	0	.600	0	0	0-0	0	0	0	.000
8 BERRA, Cameron	.224	15-11	49	8	11	2	0	0	5	13	.265	2	1	6	1	.269	0	1	0-0	20	8	3	.903
2 SCHWEIGERT, Tyler	.143	13-3	21	5	3	1	0	0	1	4	.190	1	1	7	2	.217	0	1	1-2	4	9	2	.867
17 KALOUSEK, George	.083	10-2	12	0	1	0	0	0	2	1	.083	1	1	8	0	.214	0	1	0-1	9	1	0	1.000
21 DEVITO, John	.000	7-0	3	0	0	0	0	0	0	0	.000	0	0	2	1	.000	0	0	0-0	8	0	0	1.000
38 WHITCOMB, Trent	.000	7-0	3	0	0	0	0	0	0	0	.000	2	0	3	0	.400	0	0	0-0	0	0	0	.000
10 STROMMEN, Pete	.000	1-0	0	0	0	0	0	0	0	0	.000	0	1	0	0	1.000	0	0	0-0	0	0	0	.000
Totals	.311	26	943	178	293	48	2	31	167	438	.464	90	39	163	19	.390	11	32	20-42	718	280	28	.973
Opponents	.276	26	929	152	256	40	11	25	139	393	.423	116	25	189	22	.368	10	17	5-10	719	323	37	.966

LOB - Team (218), Opp (227). DPs turned - Team (26), Opp (22). IBB - Team (8), MCMANUS 3, HOWELL 2, CIAGLIA 1, DINEEN 1, THOMA 1, Opp (6). Picked off - SOPENA 1, PRIESSMAN 1, KALOUSEK 1.

## (Ohio Valley games only Sorted by Earned run avg)

Player	era	w-l	app	gs	cg	sho	sv	ip	h	r	er	bb	so	2b	3b	hr	b/avg	wp	hp	bk	sfa	sha
14 HOEKSTRA, Mike	2.95	3-1	9	9	0	0/0	0	61.0	77	27	20	12	50	11	2	2	.304	0	2	0	2	2
31 BARTON, Troy	4.10	5-4	10	8	0	0/1	0	52.2	48	28	24	26	34	8	3	4	.245	2	3	0	2	4
11 WORMAN, Darin	4.70	1-2	17	0	0	0/0	0	30.2	26	21	16	16	19	4	0	4	.234	1	3	2	1	3
29 SLAZINIK, Christian	5.91	3-4	9	9	0	0/0	0	45.2	48	37	30	33	39	7	4	8	.273	5	6	0	2	7
-----																						
17 KALOUSEK, George	0.00	0-0	1	0	0	0/0	0	2.0	1	0	0	3	3	1	0	0	.167	0	1	0	0	0
6 BUSHUR, Luke	2.16	2-0	6	0	0	0/0	0	8.1	7	6	2	3	7	1	0	3	.233	1	5	1	0	0
34 KOSER, Keith	3.68	0-0	7	0	0	0/0	2	7.1	3	3	3	6	6	0	0	1	.130	1	1	0	0	0
32 CLARK, Adam	4.43	1-0	12	0	0	0/1	1	20.1	25	10	10	7	25	6	1	0	.305	3	1	0	2	1
28 BORENS, Matt	7.71	0-0	4	0	0	0/0	1	4.2	9	5	4	5	2	0	1	2	.409	0	1	0	1	0
22 HOUDEK, Scott	15.00	0-0	7	0	0	0/0	1	6.0	10	11	10	3	4	1	0	1	.385	1	2	0	0	0
23 GRAHN, Andrew	54.00	0-0	1	0	0	0/0	0	0.2	2	4	4	2	0	1	0	0	.500	0	0	0	0	0
Totals	4.63	15-11	26	26	0	1/1	5	239.1	256	152	123	116	189	40	11	25	.276	14	25	3	10	17
Opponents	5.37	11-15	26	26	1	1/1	5	239.2	293	178	143	90	163	48	2	31	.311	22	39	4	11	32

PB - Team (3), REESE 3, Opp (5). Pickoffs - Team (4), CLARK 1, BARTON 1, HOEKSTRA 1, BUSHUR 1, Opp (3). SBA/ATT - REESE (4-9), WORMAN (1-3), BARTON (2-2), HOEKSTRA (0-2), HOUDEK (1-1), SLAZINIK (0-1), CLARK (1-1).



<b>Multiple Hit Games</b>	<b>2</b>	<b>3</b>	<b>4</b>	<b>5+</b>	<b>Total</b>
33 VALACH, Brant	15	6	-	-	21
15 HOWELL, Caleb	16	3	1	-	20
3 DINEEN, Ryan	14	5	1	-	20
27 MCMANUS, T.J.	12	5	3	-	20
37 REESE, Jacob	12	3	1	-	16
24 THOMA, Ben	7	6	-	-	13
4 PRIESSMAN, Nick	9	2	2	-	13
5 CIAGLIA, David	7	3	-	-	10
1 SOPENA, Nathan	7	1	-	-	8
8 BERRA, Cameron	4	1	-	-	5
17 KALOUSEK, George	1	-	-	-	1
16 SAUER, Dane	1	-	-	-	1
26 SCHWEIGERT, Brad	1	-	-	-	1
38 WHITCOMB, Trent	1	-	-	-	1
TEAM	107	35	8	0	150

<b>Multiple RBI Games</b>	<b>2</b>	<b>3</b>	<b>4</b>	<b>5+</b>	<b>Total</b>
27 MCMANUS, T.J.	8	3	1	2	14
37 REESE, Jacob	9	1	-	-	10
24 THOMA, Ben	6	2	1	1	10
3 DINEEN, Ryan	7	1	1	-	9
33 VALACH, Brant	5	3	-	-	8
4 PRIESSMAN, Nick	3	2	1	-	6
15 HOWELL, Caleb	5	-	-	-	5
5 CIAGLIA, David	3	1	-	-	4
1 SOPENA, Nathan	3	1	-	-	4
17 KALOUSEK, George	-	1	-	-	1
16 SAUER, Dane	-	1	-	-	1
8 BERRA, Cameron	-	1	-	-	1
38 WHITCOMB, Trent	1	-	-	-	1
TEAM	50	17	4	3	74

<b>Hitting Streaks</b>	<b>Longest</b>	<b>Current</b>
24 THOMA, Ben	16	-
15 HOWELL, Caleb	11	11
3 DINEEN, Ryan	11	-
33 VALACH, Brant	9	-
37 REESE, Jacob	9	-
27 MCMANUS, T.J.	7	1
4 PRIESSMAN, Nick	6	-
8 BERRA, Cameron	6	-
5 CIAGLIA, David	6	4
1 SOPENA, Nathan	4	-
2 SCHWEIGERT, Tyler	2	-
17 KALOUSEK, George	2	-
16 SAUER, Dane	1	-
26 SCHWEIGERT, Brad	1	-
38 WHITCOMB, Trent	1	-
10 STROMMEN, Pete	1	1

<b>Reached Base Streaks</b>	<b>Longest</b>	<b>Current</b>
27 MCMANUS, T.J.	20	20
24 THOMA, Ben	17	17
3 DINEEN, Ryan	16	6
33 VALACH, Brant	13	-
15 HOWELL, Caleb	11	11
37 REESE, Jacob	9	-
4 PRIESSMAN, Nick	9	-
1 SOPENA, Nathan	8	-
8 BERRA, Cameron	7	-
5 CIAGLIA, David	7	5
2 SCHWEIGERT, Tyler	2	-
17 KALOUSEK, George	2	-
10 STROMMEN, Pete	2	2
38 WHITCOMB, Trent	1	-
26 SCHWEIGERT, Brad	1	-
16 SAUER, Dane	1	-

Multiple Hit Games	2	3	4	5+	Total
33 VALACH, Brant	15	6	-	-	21
15 HOWELL, Caleb	16	3	1	-	20
3 DINEEN, Ryan	14	5	1	-	20
27 MCMANUS, T.J.	12	5	3	-	20
37 REESE, Jacob	12	3	1	-	16
24 THOMA, Ben	7	6	-	-	13
4 PRIESSMAN, Nick	9	2	2	-	13
5 CIAGLIA, David	7	3	-	-	10
1 SOPENA, Nathan	7	1	-	-	8
8 BERRA, Cameron	4	1	-	-	5
17 KALOUSEK, George	1	-	-	-	1
16 SAUER, Dane	1	-	-	-	1
26 SCHWEIGERT, Brad	1	-	-	-	1
38 WHITCOMB, Trent	1	-	-	-	1
TEAM	107	35	8	0	150

Multiple RBI Games	2	3	4	5+	Total
27 MCMANUS, T.J.	8	3	1	2	14
37 REESE, Jacob	9	1	-	-	10
24 THOMA, Ben	6	2	1	1	10
3 DINEEN, Ryan	7	1	1	-	9
33 VALACH, Brant	5	3	-	-	8
4 PRIESSMAN, Nick	3	2	1	-	6
15 HOWELL, Caleb	5	-	-	-	5
5 CIAGLIA, David	3	1	-	-	4
1 SOPENA, Nathan	3	1	-	-	4
17 KALOUSEK, George	-	1	-	-	1
16 SAUER, Dane	-	1	-	-	1
8 BERRA, Cameron	-	1	-	-	1
38 WHITCOMB, Trent	1	-	-	-	1
TEAM	50	17	4	3	74

Hitting Streaks	Longest	Current
24 THOMA, Ben	16	-
15 HOWELL, Caleb	11	11
3 DINEEN, Ryan	11	-
33 VALACH, Brant	9	-
37 REESE, Jacob	9	-
27 MCMANUS, T.J.	7	1
4 PRIESSMAN, Nick	6	-
8 BERRA, Cameron	6	-
5 CIAGLIA, David	6	4
1 SOPENA, Nathan	4	-
2 SCHWEIGERT, Tyler	2	-
17 KALOUSEK, George	2	-
16 SAUER, Dane	1	-
26 SCHWEIGERT, Brad	1	-
38 WHITCOMB, Trent	1	-
10 STROMMEN, Pete	1	1

Reached Base Streaks	Longest	Current
27 MCMANUS, T.J.	20	20
24 THOMA, Ben	17	17
3 DINEEN, Ryan	16	6
33 VALACH, Brant	13	-
15 HOWELL, Caleb	11	11
37 REESE, Jacob	9	-
4 PRIESSMAN, Nick	9	-
1 SOPENA, Nathan	8	-
8 BERRA, Cameron	7	-
5 CIAGLIA, David	7	5
2 SCHWEIGERT, Tyler	2	-
17 KALOUSEK, George	2	-
10 STROMMEN, Pete	2	2
38 WHITCOMB, Trent	1	-
26 SCHWEIGERT, Brad	1	-
16 SAUER, Dane	1	-

## STARTERS SUMMARY

Player	GS	Position											Batting Order								
		p	c	1b	2b	3b	ss	lf	cf	rf	of	dh	1st	2nd	3rd	4th	5th	6th	7th	8th	9th
37 REESE, Jacob	57	.	56	.	.	.	.	.	.	.	.	1	.	2	3	7	32	5	8	.	.
33 VALACH, Brant	57	.	.	.	.	57	.	.	.	.	.	.	.	.	.	.	2	12	1	32	10
3 DINEEN, Ryan	56	.	.	.	.	.	56	.	.	.	.	.	13	3	39	1	.	.	.	.	.
24 THOMA, Ben	55	.	.	.	.	.	.	13	.	.	.	42	.	.	.	11	4	25	14	1	.
15 HOWELL, Caleb	54	.	.	.	.	.	.	1	12	41	.	.	37	.	.	.	.	1	4	7	5
27 MCMANUS, T.J.	53	.	.	52	.	.	.	.	.	.	.	1	.	.	.	36	16	1	.	.	.
5 CIAGLIA, David	49	.	.	.	.	.	.	44	.	.	.	5	.	.	14	3	2	10	20	.	.
4 PRIESSMAN, Nic	46	.	.	.	.	.	.	.	46	.	.	.	8	30	.	.	.	1	.	3	4
1 SOPENA, Nathan	44	.	.	.	41	.	.	.	.	.	.	3	.	2	.	.	.	.	1	6	35
8 BERRA, Cameron	19	.	.	1	4	.	.	.	.	14	.	.	.	13	1	.	.	1	1	3	.
14 HOEKSTRA, Mik	16	16	.	.	.	.	.	.	.	.	.	.	.	.	.	.	.	.	.	.	.
29 SLAZINIK, Christi	15	15	.	.	.	.	.	.	.	.	.	.	.	.	.	.	.	.	.	.	.
31 BARTON, Troy	13	13	.	.	.	.	.	.	.	.	.	.	.	.	.	.	.	.	.	.	.
2 SCHWEIGERT, T	11	.	.	.	9	.	.	.	.	.	.	2	.	7	.	.	1	.	2	1	.
23 GRAHN, Andrew	9	9	.	.	.	.	.	.	.	.	.	.	.	.	.	.	.	.	.	.	.
17 KALOUSEK, Geo	8	.	.	5	.	.	.	.	.	.	.	3	.	.	1	.	.	1	5	1	.
16 SAUER, Dane	5	.	.	.	3	.	2	.	.	.	.	.	.	.	.	.	.	.	.	3	2
28 BORENS, Matt	3	3	.	.	.	.	.	.	.	.	.	.	.	.	.	.	.	.	.	.	.
10 STROMMEN, Pet	2	.	.	.	.	.	.	.	.	1	.	1	.	.	.	.	1	1	.	.	.
38 WHITCOMB, Tre	2	.	.	.	.	.	.	.	.	2	.	.	.	1	.	.	.	.	1	.	.
21 DEVITO, John	2	.	2	.	.	.	.	.	.	.	.	.	.	.	.	.	.	.	.	.	2
6 BUSHUR, Luke	2	2	.	.	.	.	.	.	.	.	.	.	.	.	.	.	.	.	.	.	.
26 SCHWEIGERT,	2	.	.	.	1	1	.	.	.	.	.	.	.	.	.	1	.	.	.	1	.



# record BOOK

— pages 40-66 —





# Draft and Postseason History



## RETIRED NUMBERS

Marty Pattin's #19 ..... Retired in 2009  
Kevin Seitzer #2 ..... Retired in 2012

## ACADEMIC ALL-AMERICA SELECTIONS

Brian Morrell (1st Team, Pitcher) ..... 2009  
Brian Morrell (2nd Team, Pitcher) ..... 2008  
Erik Huber (1st Team, First Baseman) ..... 2007

## ALL-TIME DRAFT PICKS

YEAR	PLAYER	MLB TEAM
2012.....	Joe Greenfield (22nd).....	Red Sox
.....	Ryan Dineen (25th).....	Astros
2011.....	Zach Borenstein (23rd).....	Angels
2009.....	Tyler Kehrer (Comp A, 48th overall).....	Angels
.....	Brett Nommensen (8th).....	Rays
.....	Jordan Kroke (13th).....	Braves
2007.....	Erik Huber (12th).....	Pirates
2004.....	Kyle Haines (31st).....	Giants
.....	Chris Uhle (31st).....	Astros
2003.....	Jordan Pals (20th).....	Cardinals
.....	Bret Pignatiello (27th).....	Expos
2001.....	Chris Martin (FA).....	Yankees
2000.....	John Larson (21st).....	Pirates
1999.....	Matt Gage (20th).....	A's
.....	John Larson (17th).....	Twins
1998.....	Bobby Castelli (4th).....	Expos
1997.....	Randy Eversgerd (12th).....	Blue Jays
1996.....	Steve Dunlop.....	Arizona
1995.....	Willy Hilton (13th).....	A's
1994.....	Joe Keusch (33rd).....	Rangers
1993.....	Tad Smith (28th).....	Mets
1992.....	Steve Lemke.....	A's
1990.....	Ryan Edwards.....	Reds
1989.....	Dan Hargis (5th).....	Expos
.....	Jim Sweeney.....	Cubs
1988.....	<b>Stan Royer</b> (1st, 16th overall).....	<b>A's</b>
.....	Shannon Coppel (15th).....	Giants
.....	Bill Taylor.....	A's
1987.....	<b>Tim Bogar</b> (8th).....	<b>Astros</b>
.....	<b>Eric Hillman</b> (16th).....	<b>Mets</b>
1986.....	Kendall Snyder (20th).....	Twins
.....	Terry McDevitt (27th).....	Padres
.....	Tim Torricelli.....	Brewers
1985.....	Monty Aldrich (28th).....	Braves
.....	Mick Freed (31st).....	Cardinals
1984.....	Brian Jones.....	Pirates
1983.....	<b>Kevin Seitzer</b> (11th).....	<b>Indians</b>
.....	Kevin Gordon (23rd).....	Pirates
.....	Bill Morton.....	Phillies
1982.....	Matt Cimo (14th).....	Giants
.....	Tom Detmer.....	Cardinals
1981.....	<b>Tim Pyznarski</b> (1st, 15th overall).....	<b>A's</b>
.....	Elliott Skorupa (35th).....	Expos
.....	Randy Weibel.....	Expos
1980.....	Marty Pulley.....	Blue Jays
.....	Ken Westray (22nd).....	Expos
1978.....	<b>Pat Rooney</b> (20th).....	<b>Expos</b>
.....	Rick Doss (19th).....	Giants
.....	Jeff Gossett (5th).....	Mets
.....	Tim West.....	Expos
1976.....	Bill Tucker (16th).....	Braves
1973.....	Randy Trapp (24th).....	Mets
.....	Rod Maxwell.....	Angels
1972.....	Dave Diamond.....	White Sox
1971.....	Bill Taft.....	Giants
.....	Phil Bracken.....	Giants
1968.....	John Burns (6th).....	Braves
1967.....	Stu Cann.....	Mets
1965.....	<b>Marty Pattin</b> (7th).....	<b>Angels</b>
.....	Nick Balodimas.....	Mets
.....	Val Bush (23rd).....	Giants
.....	Gene Vidoni (28th).....	Giants
1963.....	<b>Bart Zeller</b> .....	<b>Cardinals</b>
1962.....	Ted Huddleston.....	Yankees
.....	Frank Caliendo.....	White Sox
1961.....	<b>Gary Wagner</b> .....	<b>Phillies</b>
1956.....	Tom McDevitt.....	Cardinals
1955.....	Ken Ludwig.....	Pirates
.....	Jack Kenny.....	A's
1953.....	John McDevitt.....	Pirates
1952.....	J. D. Anderson.....	Phillies

**Bold** = reached the majors (If known, round selected listed in parenthesis)

## NATIONAL POSTSEASON RESULTS

<b>2008</b> .....	<b>27-30 (JIM SCHMITZ)</b>
<b>NCAA Division I Regional at Lincoln, Neb. (4th)</b>	
EIU - 10.....	Nebraska - 13
EIU - 7.....	Oral Roberts - 8 (10 innings)
<b>1999</b> .....	<b>33-23 (JIM SCHMITZ)</b>
<b>NCAA Division I Regional at Waco, Texas (3rd)</b>	
EIU - 3.....	Baylor - 7
EIU - 13.....	Arizona - 4
EIU - 10.....	Minnesota - 15
<b>1981</b> .....	<b>36-14 (TOM McDEVITT)</b>
<b>NCAA Division II Great Lakes Regional (1st)</b>	
EIU - 4.....	Lewis - 14
EIU - 9.....	Central Missouri - 2
EIU - 7.....	Lewis - 5
EIU - 8.....	Nebraska-Omaha - 5
EIU - 14.....	Nebraska-Omaha - 7
<b>NCAA Division II World Series (2nd)</b>	
EIU - 3.....	Troy State - 12
EIU - 7.....	Le Moyne (N.Y.) - 5
EIU - 8.....	Troy State - 3
EIU - 3.....	Cal State-Northridge - 2
EIU - 0.....	Florida Southern - 9
<b>1978</b> .....	<b>27-19 (TOM McDEVITT)</b>
<b>NCAA Division II Great Lakes Regional (1st)</b>	
EIU - 7.....	Univ. of Indianapolis - 3
EIU - 8.....	Western Illinois - 9
EIU - 3.....	Wright State - 2
EIU - 9.....	Western Illinois - 6
EIU - 6.....	Western Illinois - 1
<b>NCAA Division II World Series (5th)</b>	
EIU - 6.....	Univ. of San Diego - 15
EIU - 21.....	Missouri State - 11
EIU - 9.....	Valdosta State - 11
<b>1976</b> .....	<b>36-11 (J.W. SANDERS)</b>
<b>NCAA Division II Midwest Regional (3rd)</b>	
EIU - 1.....	Valparaiso - 3
EIU - 11.....	Evansville - 7
EIU - 3.....	Valparaiso - 2
EIU - 4.....	Wright State - 7
<b>1975</b> .....	<b>25-15 (J.W. SANDERS)</b>
<b>NCAA Division II Midwest Regional</b>	
EIU - 6.....	Wright State - 7
EIU - 0.....	Marietta College (Ohio) - 7
<b>1973</b> .....	<b>27-13 (BILL McCABE)</b>
<b>NCAA College Division Midwest Regional (1st)</b>	
EIU - 7.....	Univ. of Indianapolis - 6
EIU - 6.....	Cleveland State - 2
EIU - 9.....	SIU Edwardsville - 8
EIU - 7.....	Marietta College - 2
<b>NCAA College Division World Series (3rd)</b>	
EIU - 9.....	Florida Southern - 2
EIU - 2.....	California-Irvine - 6
EIU - 7.....	Missouri-St. Louis - 4
EIU - 2.....	Ithaca College - 3
<b>1972</b> .....	<b>19-11 (BILL McCABE)</b>
<b>NAIA District 20 (2nd)</b>	
EIU - 2.....	Illinois Benedictine - 1
EIU - 5.....	Illinois Benedictine - 2
EIU - 5.....	Lewis - 3
EIU - 2.....	Lewis - 3
EIU - 4.....	Lewis - 6
<b>1971</b> .....	<b>25-12 (BILL McCABE)</b>
<b>NAIA District 20</b>	
EIU - 6.....	Illinois Benedictine - 2
EIU - 7.....	Lewis - 8
EIU - 11.....	Illinois Benedictine - 0
EIU - 1.....	Lewis - 7
<b>1964</b> .....	<b>23-7 (BILL McCABE)</b>
<b>NAIA World Series</b>	
EIU - 1.....	Sam Houston State - 3
EIU - 9.....	Mayville (N.D.) - 10

## CONFERENCE TOURNEY RESULTS

<b>- OHIO VALLEY CONFERENCE ERA (1997-PRESENT) -</b>	
<b>2009</b> .....	<b>PADUCAH, KY. (#1 SEED)</b>
EIU - 5.....	#6 Jacksonville State - 11
EIU - 4.....	#2 Murray State - 5
<b>2008</b> .....	<b>PADUCAH, KY. (#4 SEED)</b>
EIU - 4.....	#5 Tennessee Tech - 1
EIU - 8.....	#2 Samford - 2
EIU - 10.....	#1 Jacksonville State - 6
EIU - 7.....	#6 Southeast Missouri State - 4

**OVC Tournament Champs**

<b>2006</b> .....	<b>PADUCAH, KY. (#3 SEED)</b>
EIU - 6.....	#6 Southeast Missouri State - 7
EIU - 2.....	#5 Austin Peay - 10
<b>2004</b> .....	<b>PADUCAH, KY. (#2 SEED)</b>
EIU - 18.....	#5 Southeast Missouri State - 9
EIU - 3.....	#3 Jacksonville State - 5
EIU - 1.....	#6 Samford - 6
<b>2003</b> .....	<b>PADUCAH, KY. (#6 SEED)</b>
EIU - 12.....	#1 Austin Peay - 11
EIU - 9.....	#3 Tennessee Tech - 2
EIU - 7.....	#5 Eastern Kentucky - 8
EIU - 4.....	#4 Murray State - 6 (13 innings)
<b>2002</b> .....	<b>PADUCAH, KY. (#2 SEED)</b>
EIU - 0.....	#5 Tennessee Tech - 8
EIU - 21.....	#6 Morehead State - 1
EIU - 6.....	#4 Murray State - 5
EIU - 10.....	#5 Tennessee Tech - 11
<b>2001</b> .....	<b>PADUCAH, KY. (#1 SEED)</b>
EIU - 8.....	#6 Eastern Kentucky - 14
EIU - 2.....	#2 Southeast Missouri State - 1
EIU - 6.....	#5 Austin Peay - 10
<b>2000</b> .....	<b>CAPE GIRARDEAU, MO. (#6 SEED)</b>
EIU - 3.....	#3 Middle Tennessee State - 4
<b>1999</b> .....	<b>CAPE GIRARDEAU, MO. (#1 SEED)</b>
EIU - 8.....	#4 Middle Tennessee State - 7
EIU - 9.....	#3 Eastern Kentucky - 4
EIU - 4.....	#4 Middle Tennessee State - 3
<b>OVC Tournament Champs</b>	
<b>1998</b> .....	<b>CAPE GIRARDEAU, MO. (#1 SEED)</b>
EIU - 3.....	#5 Eastern Kentucky - 15
EIU - 10.....	#6 Morehead State - 8
EIU - 26.....	#5 Eastern Kentucky - 10
EIU - 11.....	#2 Southeast Missouri - 15
<b>1997</b> .....	<b>MURFREESBORO, TENN. (#4 SEED)</b>
EIU - 5.....	#5 Southeast Missouri State - 6
<b>- MID-CONTINENT CONFERENCE ERA (1984-96) -</b>	
<b>1996</b> .....	<b>TROY, ALA. (#1 WEST SEED)</b>
EIU - 1.....	#2E Pace (N.Y.) - 5
EIU - 5.....	#1E Troy State - 9
<b>1995</b> .....	<b>CHARLESTON, ILL. (#1 WEST SEED)</b>
EIU - 6.....	#2E Troy State - 13
EIU - 5.....	#1E Youngstown State - 4
<b>1993</b> .....	<b>CHICAGO (#3 SEED)</b>
EIU - 11.....	#4 Cleveland State - 10
EIU - 4.....	#2 Illinois-Chicago - 5
EIU - 3.....	#1 Wright State - 5
<b>1992</b> .....	<b>CHICAGO (#1 GRAY SEED)</b>
EIU - 4.....	#3B Youngstown State - 3
EIU - 2.....	#2B Akron - 1
EIU - 4.....	#1B Wright State - 6
EIU - 5.....	#2B Akron - 9
<b>1991</b> .....	<b>CHICAGO (#1 GRAY SEED)</b>
EIU - 11.....	#3B Valparaiso - 7
EIU - 2.....	#1B Akron - 3
EIU - 7.....	#2B Illinois-Chicago - 11
<b>1990</b> .....	<b>CHICAGO (#2 GRAY SEED)</b>
EIU - 2.....	#1B Illinois-Chicago - 5
EIU - 8.....	#2B Akron - 1
EIU - 2.....	#1G Missouri State - 9
<b>1989</b> .....	<b>CHICAGO (#2 GRAY SEED)</b>
EIU - 2.....	#1B Cleveland State - 3
EIU - 12.....	#2B Illinois-Chicago - 6
EIU - 4.....	#1B Cleveland St. - 3 (10 innings)
EIU - 6.....	#1G Missouri State - 4
EIU - 1.....	#1G Missouri State - 5
<b>1988</b> .....	<b>CHICAGO (#2 GRAY SEED)</b>
EIU - 1.....	#1B Valparaiso - 0
EIU - 3.....	#1G Missouri State - 4
EIU - 6.....	#2B Illinois-Chicago - 4
EIU - 15.....	#1G Missouri State - 5
EIU - 2.....	#1G Missouri State - 9
<b>1987</b> .....	<b>CHICAGO (#1 GRAY SEED)</b>
EIU - 6.....	#2B Cleveland State - 3
EIU - 11.....	#2G Missouri State - 22
EIU - 18.....	#2B Cleveland State - 11
EIU - 9.....	#2G Missouri State - 10 (13 innings)
<b>1985</b> .....	<b>CHARLESTON, ILL. (#1 GRAY SEED)</b>
EIU - 2.....	#2B Cleveland State - 2
EIU - 2.....	#2G Missouri State - 4
EIU - 11.....	#1B Valparaiso - 2
EIU - 2.....	#2G Missouri State - 3
<b>1984</b> .....	<b>CHICAGO (NO SEEDS)</b>
EIU - 5.....	Missouri State - 3
EIU - 9.....	Valparaiso - 1
EIU - 6.....	Northern Iowa - 8
EIU - 0.....	Missouri State - 1



# Single-Season Batting Records

## HITS

1. Pete Pirman.....	85.....	2002
2. Brett Nommensen.....	82.....	2008
3. Erik Huber.....	80.....	2006
4. Sean Lyons.....	79.....	1998
5. Richie Derbak.....	78.....	2009
6. Ryan Campbell.....	78.....	2004
7. Tim Pyznarski.....	77.....	1981
8. Mark Chagnon.....	76.....	2006
Chris Uhle.....	76.....	2003
Matt Marzec.....	76.....	1998
Clint Benhoff.....	76.....	1998
Tim Bogar.....	76.....	1987

## DOUBLES

1. Josh Landon.....	23.....	2001
2. Ryan Campbell.....	22.....	2004
3. Sean Lyons.....	21.....	1998
4. Clint Benhoff.....	20.....	1998
5. Chris Uhle.....	19.....	2003
Ben Duke.....	19.....	2001
Matt Legaspi.....	19.....	1992
T.J. McManus.....	19.....	2012
8. Brett Nommensen.....	18.....	2008
Dan Hargis.....	18.....	1989
Dana Leibovitz.....	18.....	1987

## TRIPLES

1. Jason Jetel.....	7.....	1991
Jeff Gossett.....	7.....	1978
3. Rick Royer.....	6.....	1992
Kevin Smith.....	6.....	1986
Pete Kasperski.....	6.....	1976
6. Jordan Kreke.....	5.....	2008
Jason Jetel.....	5.....	1992
Rick Sterioti.....	5.....	1986
Kevin Seitzer.....	5.....	1982
Fred Myers.....	5.....	1976
John Burns.....	5.....	1968

## HOME RUNS

1. Tim Pyznarski.....	22.....	1981
2. Clint Benhoff.....	18.....	1998
3. Bret Pignatiello.....	17.....	2003
Mark Tomse.....	17.....	1998
Matt Marzec.....	17.....	1998
Stan Royer.....	17.....	1988
Tim Bogar.....	17.....	1987
8. Ben Thoma.....	16.....	2012
9. Brian Hantosh.....	15.....	1998
10. Bret Pignatiello.....	14.....	2002
Mike Rooney.....	14.....	1987

## RUNS BATTED IN

1. Tim Pyznarski.....	78.....	1981
2. Clint Benhoff.....	74.....	1998
3. Matt Marzec.....	65.....	1998
4. Jordan Kreke.....	59.....	2009
Brett Pignatiello.....	59.....	2003
Dan Hargis.....	59.....	1989
Stan Royer.....	59.....	1987
8. Kirk Walters.....	56.....	2003
9. Stan Royer.....	54.....	1988
10. Chris Martin.....	53.....	2001
Mike Rooney.....	53.....	1987

## RUNS SCORED

1. Sean Lyons.....	66.....	1998
Tim Pyznarski.....	66.....	1981
3. Chris Uhle.....	63.....	2003
Rick Sterioti.....	63.....	1987
5. Josh Zink.....	60.....	1998
6. Matt Marzec.....	59.....	1998
7. Pete Pirman.....	58.....	2002
Sean Lyons.....	58.....	1997

9. Tim Bogar.....	57.....	1981
Kevin Seitzer.....	57.....	1981

## AT-BATS

1. Jordan Tokarz.....	231.....	2008
Chris Uhle.....	231.....	2003
3. Ryan Campbell.....	225.....	2004
4. Kyle Haines.....	220.....	2004
Chris Uhle.....	220.....	2004
6. Aaron Shelbourne.....	216.....	2003
7. Ryan Campbell.....	215.....	2006
Ryan Campbell.....	215.....	2005
Josh Landon.....	215.....	2001
10. Jacob Reese.....	214.....	2012

## STOLEN BASES

1. Chris Steil.....	23.....	1990
2. Bryan Dillard.....	22.....	1980
3. Justin Stone.....	20.....	1998
4. Shannon Coppel.....	19.....	1988
5. Brett Nommensen.....	18.....	2008
Casey Spears.....	18.....	2007
Fred Myers.....	18.....	1976
Dave Ekstrom.....	18.....	1976
Mike Kerner.....	18.....	1971
10. Chris Clarke.....	17.....	1993
Dave McDevitt.....	17.....	1988
Bryan Dillard.....	17.....	1981

## WALKS

1. Mark Steppe.....	46.....	1980
2. Rick Sterioti.....	41.....	1987
Tim Torricelli.....	41.....	1986
Monty Aldrich.....	41.....	1985
5. Jeff Jetel.....	40.....	1989
6. Jeff Jetel.....	38.....	1988
Alswinn Kieboom.....	38.....	1987
8. Matt Marzec.....	37.....	2000
Jeff Nelson.....	37.....	1997
Terry McDevitt.....	37.....	1986
Tim Weber.....	37.....	1973

## .400 BATTING CLUB (Minimum 75 At-Bats)

	AVG	H-AB	PLAYER	YEAR
1.	.525	53-101	Brett Nommensen	2009
2.	.453	48-106	Troy Harper	1982
3.	.443	77-174	Tim Pyznarski	1981
4.	.438	35-80	John Burns	1968
5.	.431	44-102	Kevin Seitzer	1983
6.	.417	78-187	Richie Derbak	2009
7.	.416	57-137	Kevin Seitzer	1982
8.	.415	51-123	Neal Bertram	1983
9.	.414	72-174	Steve Dunlop	1996
10.	.412	70-170	Kevin Seitzer	1981
11.	.409	65-159	Erik Huber	2007
	.409	76-186	Tim Bogar	1987
13.	.408	70-174	Matt Cimo	1981
14.	.407	85-209	Pete Pirman	2002
	.407	66-162	Nolan Lofgren	1997
	.407	33-81	Tim Parker	1984
17.	.404	80-198	Erik Huber	2006
18.	.403	58-144	Paul Franson	1978
19.	.402	82-204	Brett Nommensen	2008
20.	.401	55-137	Jeff Jetel	1988

Current Players in **Bold**

## TOTAL BASES

1. Tim Pyznarski.....	156.....	1981
2. Clint Benhoff.....	152.....	1998
3. Sean Lyons.....	145.....	1998
4. Matt Marzec.....	143.....	1998
Tim Bogar.....	143.....	1987
6. Jordan Kreke.....	135.....	2009
7. Pete Pirman.....	131.....	2002
8. Mark Tomse.....	130.....	1998
9. Dan Hargis.....	128.....	1989
10. Kirk Walters.....	127.....	2003

## SLUGGING PERCENTAGE

### Minimum 75 At-Bats

1. Brett Nommensen.....	1.010	2009
2. Tim Pyznarski.....	.897..	1981
3. Troy Harper.....	.830..	1982
4. Clint Benhoff.....	.792..	1998
5. Neal Bertram.....	.789..	1983
6. Tim Bogar.....	.769..	1987
7. Dan Hargis.....	.766..	1989
8. Tim Parker.....	.753..	1984
9. Mark Tomse.....	.739..	1998
10. Shane Hesse.....	.733..	1996

## ON-BASE PERCENTAGE

### Since 1987 • Minimum 75 At-Bats

1. Brett Nommensen.....	.652..	2009
2. Jeff Jetel.....	.534..	1988
3. Brett Nommensen.....	.518..	2008
4. Shane Hesse.....	.509..	1996
5. Zach Borenstein.....	.506..	2009
6. Erik Huber.....	.496..	2006
7. Clint Benhoff.....	.487..	1998
8. Sean Lyons.....	.476..	1997
9. Steve Dunlop.....	.474..	1996
10. Erik Huber.....	.473..	2007

## HIT BY PITCH

### Since 1986

1. Jeff Cammann.....	17.....	2003
2. Brett Nommensen.....	15.....	2008
Erik Huber.....	15.....	2006
Erik Huber.....	15.....	2005
5. Brett Nommensen.....	14.....	2009
6. Bob VanHoorebeck.....	13.....	2001
7. Bob VanHoorebeck.....	11.....	2000
8. Curt Restko.....	10.....	2010
Curt Restko.....	10.....	2008
Nolan Cork.....	10.....	2003
Brian Nickell.....	10.....	2000
Travis Hayes.....	10.....	1995
Nathan Sopena.....	10.....	2012

## SACRIFICE BUNTS

### Since 1987

1. Nick Priessman.....	12.....	2012
Gerik Wallsten.....	12.....	2010
Curt Restko.....	12.....	2009
Jesse Niehaus.....	12.....	2001
Vic Lanzotti.....	12.....	1988
6. Gerik Wallsten.....	11.....	2009
7. Mark Chagnon.....	10.....	2006
Brian Filosa.....	10.....	1988
Terry Keigher.....	10.....	1987
10. Curt Restko.....	9.....	2008
Casey Spears.....	9.....	2007
Josh Landon.....	9.....	1999
Sean Lyons.....	9.....	1997

## SACRIFICE FLIES

### Since 1987

1. T.J. McManus.....	7.....	2012
Ryan Dineen.....	7.....	2012
Jordan Tokarz.....	7.....	2009
Bret Pignatiello.....	7.....	2003
5. Ryan Bridgewater.....	6.....	1999
6. Zach Skidmore.....	5.....	2009
Erik Huber.....	5.....	2007
Brett Pignatiello.....	5.....	2002
Chris Martin.....	5.....	2001
Matt Marzec.....	5.....	2000
Justin Stone.....	5.....	1998
Josh Zink.....	5.....	1998
Jeff Guest.....	5.....	1994
Todd Davis.....	5.....	1992
Chris Steil.....	5.....	1990

## Team Triple Crown Winners of the Division I Era (1982-Present)

### Hitters

#### Led the Team in Avg. - HR - RBIs

#### Zach Borenstein (So) • 2010

.353 – 11 – 47

#### Erik Huber (Sr) • 2007

.409 – 9 – 42

#### Clint Benhoff (Sr) • 1998

.396 – 18 – 74

#### Dan Hargis (Jr) • 1989

.389 – 13 – 59

#### Monty Aldrich (Sr) • 1985

.396 – 7 – 36

#### Tim Parker (Jr) • 1984

.407 – 6 – 36

### Pitchers

#### Led the Team in ERA - Wins - Ks

#### Chris Vaculik (So) • 2005

4.17 – 6 – 58

#### Dave Goodhue (Sr) • 1986

2.73 – 7 – 54

# Single-Season Pitching Records



## WINS

1.	John Larson	10	1999
	Jeremy Sanders	10	1999
	Lenny Lundberg	10	1981
	Marty Pattin	10	1964
5.	Troy Barton	9	2012
6.	Dwaine Nelson	9	1973
7.	Josh Mueller	8	2009
	Mike Recchia	8	2009
	Kyle Widegren	8	2004
	Mike Zirol	8	2001
	Jeremy Sanders	8	1998
	Steve Lemke	8	1991
	Bill Taylor	8	1988
	Randy Weibel	8	1981
	Tom Doyle	8	1977
	Bill Tucker	8	1976
	Larry Olsen	8	1976
	Wally Ensminger	8	1975
	Dwaine Nelson	8	1974
	Ted Colbert	8	1964
	Gene Creek	8	1962

## STRIKEOUTS

1.	Marty Pattin	118	1964
2.	Tyler Kehrer	90	2009
3.	Mike Recchia	87	2010
4.	Mike Hoekstra	83	2012
5.	Bill Tucker	82	1976
6.	Josh Mueller	79	2008
	John Larson	79	2000
8.	Josh Mueller	78	2010
9.	Damon White	77	2003
	Ken Westray	77	1980

## INNINGS PITCHED

1.	Mike Hokestra	110.1	2012
2.	John Larson	104	1999
3.	Steve Lemke	101.1	1991
4.	Steve Lemke	99	1992
5.	Mike Recchia	86	2010
	Marty Pattin	86	1964
7.	Damon White	85.2	2003
	Randy Eversgerd	85.2	1997
9.	Mike Hoekstra	84.2	2011
10.	John Larson	84	2000

## GAMES STARTED

Since 1982

1.	Mike Hoekstra	16	2012
	John Larson	16	2000
	John Larson	16	1999
	John Larson	16	1998
5.	Josh Mueller	15	2008
	Kyle Widegren	15	2005
	Damon White	15	2003
	Scott Metz	15	2002
	Steve Lemke	15	1992
	Steve Lemke	15	1991
11.	Matt Gage	14	1999
	Brian Prina	14	1998
	Matt Kundrat	14	1992
	Mike Hoekstra	14	2011

## APPEARANCES

1.	Darin Worman	38	2012
2.	Jeremy Sanders	34	1999
3.	Nick Abu	32	2002
	Nathan Stone	32	2002
	Mike Zirol	32	2000
6.	Nathan Stone	31	2003
7.	Mike Zirol	30	2001
	Jeremy Sanders	30	1998
	Mike Sommerfeld	30	1997
9.	Alex Guttosch	29	2006
	Bobby Castelli	29	1998
	Mike Sommerfeld	29	1997

## LOWEST ERAs IN PROGRAM HISTORY

(Minimum 50 innings pitched)

	ERA	INNINGS	PLAYER	YEAR
1.	0.93	58	Larry Olsen	1975
2.	1.20	75	Dwaine Nelson	1973
3.	1.60	73	Gene Creek	1962
4.	1.65	54 2/3	Bobby Castelli	1998
5.	1.66	65	Bill Tucker	1974
6.	1.71	63	Willy Hilton	1995
7.	1.74	67	Ted Colbert	1964
8.	1.76	71 2/3	Jeremy Sanders	1999
9.	1.84	73 1/3	Mike Campbell	1962
10.	1.88	62	Dave Diamond	1971

## LOWEST ERAs OF THE DIVISION I ERA

(Minimum 50 innings pitched)

	ERA	INNINGS	PLAYER	YEAR
1.	1.65	54 2/3	Bobby Castelli	1998
2.	1.71	63	Willy Hilton	1995
3.	1.76	71 2/3	Jeremy Sanders	1999
4.	1.89	57	Dave Goodhue	1985
5.	2.53	110	Mike Hokestra	2012
6.	2.53	57	Tyler Brandon	2008
7.	2.56	81	Basil Clausen	1993
8.	2.63	65	Mike Zirol	2001
9.	2.73	69 1/3	Dave Goodhue	1986
10.	2.83	57 1/3	Brian Corn	1985

## STRIKEOUTS PER NINE INNINGS

(Division I Era • Minimum 25 innings pitched)

### EIU All-Time Record

	RATIO	Ks	INNINGS	PLAYER	YEAR
	12.35	118	86	Marty Pattin	1964

	RATIO	Ks	INNINGS	PLAYER	YEAR
1.	11.54	70	54 2/3	Bobby Castelli	1998
2.	11.05	90	71 1/3	Tyler Kehrer	2009
3.	10.99	48	39 1/3	Beau Szul	1996
4.	10.71	65	54 2/3	Mike Zirol	2000
5.	10.62	57	48 1/3	Quent Hamilton	1994
6.	10.50	42	36	Nathan Stone	2002
7.	10.39	50	43 1/3	Jeff Kober	1997
8.	10.28	78	68 1/3	Josh Mueller	2010
9.	10.21	65	57 1/3	Brian Corn	1985
10.	10.11	79	70 1/3	Josh Mueller	2008

## FEWEST WALKS PER NINE INNINGS

(Division I Era • Minimum 25 innings pitched)

	RATIO	WALKS	INNINGS	PLAYER	YEAR
1.	0.67	5	67	Mike Hoekstra	2010
2.	1.16	8	61 2/3	Mike Fahey	1994
3.	1.54	17	99	Steve Lemke	1992
4.	1.68	16	85 2/3	Randy Eversgerd	1997
5.	1.70	8	42 1/3	Marshall Crutcher	1983
6.	1.75	14	71 2/3	Jeremy Sanders	1999
7.	1.79	11	55 1/3	Marshall Crutcher	1982
8.	1.88	6	28 2/3	Jim Wilkins	1985
9.	1.89	8	38	Caleb Englehardt	1997
10.	2.02	9	40	Mike Sommerfeld	1996

## WINNING PERCENTAGE

(Division I Era • Minimum Five Wins)

	Win Pct	W-L	PLAYER	YEAR
1.	.909	10-1	Jeremy Sanders	1999
2.	.889	8-1	Josh Mueller	2009
3.	.875	7-1	Bobby Castelli	1998
	.875	7-1	Jim Prims	1987
5.	.857	6-1	Jim Healey	1995
	.857	6-1	Marshall Crutcher	1982
7.	.833	5-1	Alex Guttosch	2006
	.833	5-1	Mike Budde	2006
	.833	5-1	Chris Vaculik	2004
	.833	5-1	Mike Sommerfeld	1996
	.833	5-1	Bill Morton	1982

The Division I Era is 1982-present

## SAVES

1.	Bobby Castelli	10	1998
	Willy Hilton	10	1995
3.	Chris Vaculik	8	2006
	Mike Zirol	8	2001
5.	Richie Derbak	7	2009
	Mike Zirol	7	2000
	Mike Fahey	7	1992
	Matt Miller	7	2011
9.	Scott Foley	6	2008
	Chris Vaculik	6	2004
	Joe Keusch	6	1993

## COMPLETE GAMES

1.	Tom Doyle	10	1977
	Wally Ensminger	10	1975
	Dwaine Nelson	10	1974
4.	John Larson	9	1999
	Steve Lemke	9	1992
	Bill Tucker	9	1976
	Bill Tucker	9	1974
8.	Steve Lemke	8	1991
	Ken Westray	8	1980
	Larry Olsen	8	1975
	Wally Ensminger	8	1974
	Marty Pattin	8	1964

## EIU Freshman Season Records

From the Division I Era  
(1982-Present)

### Hitters

<u>Batting Average</u>	
Zach Borenstein	.394 ...2009
<u>Hits</u>	
Ryan Campbell	78 .....2004
<u>At-Bats</u>	
Ryan Campbell	225 .....2004
<u>Doubles</u>	
Ryan Campbell	22 .....2004
<u>Triples</u>	
Brett Nommensen	3 .....2006
<u>Home Runs</u>	
Ryan Campbell	7 .....2004
<u>RBIs</u>	
Ryan Campbell	44 .....2004
<u>Runs</u>	
Ryan Campbell	49 .....2004
<u>Total Bases</u>	
Ryan Campbell	121 .....2004
<u>Slugging Percentage</u>	
Tim Bogar	.561 ...1985
<u>Walks</u>	
Zach Borenstein	29 .....2009
Brett Nommensen	29 .....2006
<u>On-Base Percentage</u>	
Zach Borenstein	.509 ...2009
<u>Stolen Bases</u>	
Brent Howard	15 .....1989
Matt Legaspi	15 .....1989

### Pitchers

<u>Earned Run Average</u>	
Mike Fahey	1.74 ....1991
<u>Wins</u>	
Brian Corn	6 .....1985
<u>Saves</u>	
Chris Vaculik	6 .....2004
<u>Strikeouts</u>	
Josh Mueller	79 .....2008
<u>Innings Pitched</u>	
Josh Mueller	70 1/3 ..2008
<u>Games Started</u>	
Josh Mueller	15 .....2008
<u>Appearances</u>	
Brian Long	28 .....2004





# Career Batting Records

## HITS

1.	Ryan Campbell	260	2004-07
2.	Brett Nommensen	253	2006-09
3.	Mark Chagnon	246	2004-07
4.	Matt Marzec	235	1996-00
5.	Sean Lyons	230	1996-99
6.	Erik Huber	224	2004-07
7.	Richie Derbak	222	2007-10
8.	Matt Legaspi	211	1989-92
9.	Jason Jetel	207	1990-94
10.	Josh Zink	201	1995-98

## DOUBLES

1.	Ryan Campbell	60	2004-07
2.	Sean Lyons	56	1996-99
3.	Dana Leibovitz	52	1987-90
	Matt Marzec	52	1996-00
5.	Jordan Kreke	51	2006-09
6.	Brett Nommensen	49	2006-09
7.	Matt Legaspi	47	1989-92
8.	Rick Royer	46	1990-93
9.	Ben Thoma	45	2008-12
10.	Richie Derbak	43	2007-10

## TRIPLES

1.	Jason Jetel	18	1990-94
2.	Jeff Gossett	14	1976-78
3.	Rick Royer	13	1990-93
4.	Brett Nommensen	12	2006-09
	Gene Jordan	12	1965-67
6.	Kevin Seitzer	11	1981-83
7.	Keith Mierzwa	9	1991-94
8.	Jordan Kreke	8	2006-09
	David Mikes	8	1997-00
	Josh Martin	8	1992-95
	Randy Trapp	8	1970-73
	Mike Heimerdinger	8	1971-74

## HOME RUNS

1.	Ben Thoma	40	2008-12
2.	Matt Marzec	39	1996-00
3.	Tim Pzynarski	36	1979-81
4.	Bret Pignatiello	35	2000-03
5.	Stan Royer	34	1986-88
6.	Brian Nickell	28	1999-02
	Mark Tomse	28	1996-99
	Clint Benhoff	28	1997-98
	Keith Mierzwa	28	1991-94
10.	Sean Lyons	27	1996-99

## RUNS BATTED IN

1.	Matt Marzec	167	1996-00
2.	Tim Pzynarski	156	1979-81
3.	Stan Royer	151	1986-88
4.	Ryan Campbell	145	2004-07
5.	Ben Thoma	140	2008-12
6.	Josh Zink	138	1995-98
7.	Bret Pignatiello	131	2000-03
8.	Jordan Kreke	129	2006-09
9.	Keith Mierzwa	126	1991-94
10.	Richie Derbak	122	2007-10
	Brian Nickell	122	1999-02

## RUNS SCORED

1.	Brett Nommensen	182	2006-09
	Sean Lyons	182	1996-99
3.	Matt Marzec	172	1996-00
4.	Josh Zink	160	1995-98
5.	Chris Uhle	158	2001-04
6.	David Mikes	147	1997-00
7.	Matt Legaspi	145	1989-92
8.	Ryan Campbell	143	2004-07
9.	Mark Chagnon	137	2004-07
	Kevin Seitzer	137	1981-83

## GAMES PLAYED

1.	Matt Legaspi	215	1989-92
2.	Ryan Campbell	214	2004-07
3.	Matt Marzec	209	1996-00
4.	Mark Chagnon	203	2004-07
5.	Keith Mierzwa	201	1991-94
6.	David Mikes	197	1997-00
	Rick Royer	197	1990-93
	Jason Jetel	197	1990-94
	Ben Thoma	197	2008-12
9.	Richie Derbak	189	2007-10
10.	Brett Nommensen	188	2006-09

## AT-BATS

1.	Ryan Campbell	840	2004-07
2.	Matt Legaspi	721	1989-92
3.	Matt Marzec	720	1996-00
4.	Ben Thoma	712	2008-12
5.	Mark Chagnon	703	2004-07
6.	Richie Derbak	696	2007-10
7.	Brett Nommensen	677	2006-09
8.	Sean Lyons	659	1996-99
9.	Rick Royer	653	1990-93
10.	Chris Uhle	642	2001-04

## STOLEN BASES

1.	Mike Heimerdinger	51	1971-74
2.	Brian Dillard	50	1980-83
3.	Brett Nommensen	47	2006-09
4.	Dave Ekstrom	45	1975-78
5.	Matt Legaspi	44	1989-92
6.	Chris Steil	38	1989-90
	Sean Lyons	38	1996-99
8.	Doug Craig	37	1974-77
9.	Mike Kerner	36	1971-73
10.	Shannon Coppell	35	1987-88

## WALKS

1.	Jeff Jetel	124	1987-90
2.	Brett Nommensen	104	2006-09
	Matt Marzec	104	1996-00
4.	Tim Torricelli	93	1983-86
	Mike Heimerdinger	93	1971-74
	Mike Sterioti	93	1984-87
7.	Melesio Salazar	85	1993-96
	Jason Jetel	85	1990-94
9.	Tom Detmer	84	1979-82
10.	Bret Pignatiello	83	2000-03
	Dana Leibovitz	83	1987-90
	Jeff Yocum	83	1980-83
	Dave Ekstrom	83	1975-78

## BATTING AVERAGE

(Minimum 3 years/300 At-Bats)

	Avg	H-AB	YEARS
1.	Kevin Seitzer	.418 ... 171-409 ..	1981-83
2.	Tim Pzynarski	.379 ... 161-425 ..	1979-81
3.	Erik Huber	.376 ... 224-596 ..	2004-07
	Matt Cimo	.376 ... 156-415 ..	1980-82
5.	Brett Nommensen	.374 ... 253-677 ..	2006-09
6.	Zach Borenstein	.362 ... 195-539 ..	2009-11
6.	Jeff Jetel	.356 ... 181-509 ..	1987-90
7.	Mark Chagnon	.350 ... 246-703 ..	2004-07
8.	Sean Lyons	.349 ... 230-659 ..	1996-99
9.	Dan Hargis	.341 ... 132-387 ..	1987-89
10.	Jeff Gossett	.335 ... 130-388 ..	1976-78
	Tim Torricelli	.335 ... 154-460 ..	1983-86

## TOTAL BASES

1.	Matt Marzec	411	1996-00
2.	Ryan Campbell	378	2004-04
3.	Brett Nommensen	377	2006-09
4.	Sean Lyons	373	1996-99
5.	Josh Zink	327	1995-98
6.	Keith Mierzwa	318	1991-94
	Dana Leibovitz	318	1987-90
8.	Jason Jetel	317	1990-94
9.	Mark Tomse	312	1996-99
10.	Stan Royer	311	1986-88

## SLUGGING PERCENTAGE

Since 1979 • Minimum 2 years/300 ABs

1.	Tim Pzynarski	.713	1979-81
2.	Clint Benhoff	.696	1997-98
3.	Ben Duke	.639	2001-02
4.	Dan Hargis	.625	1987-89
5.	Kevin Seitzer	.616	1981-83
6.	Kirk Walters	.604	2002-03
7.	Stan Royer	.581	1986-88
8.	Matt Cimo	.578	1980-82
9.	Matt Marzec	.571	1996-00
10.	Bret Pignatiello	.570	2000-03

## ON-BASE PERCENTAGE

Since 1987 • Minimum 2 years/300 ABs

1.	Jeff Jetel	.485	1987-90
2.	Brett Nommensen	.484	2006-09
3.	Clint Benhoff	.457	1997-98
4.	Erik Huber	.456	2004-07
5.	Zach Borenstein	.450	2009-11
6.	Kirk Walters	.440	2002-03
7.	Ben Duke	.432	2001-02
	Nolan Lofgren	.432	1996-97
9.	Sean Lyons	.431	1996-99
10.	Bob VanHooorebeck	.426	2000-01

## HIT BY PITCH

Since 1986

1.	Brett Nommensen	45	2006-09
2.	Erik Huber	35	2004-07
3.	Curt Restko	29	2007-10
4.	Jason Cobb	24	2004-07
	Bob VanHooorebeck	24	2000-01
6.	Brian Nickell	23	1999-02
7.	Chris Uhle	19	2001-04
	Keith Mierzwa	19	1991-94
9.	Steve Dunlop	18	1993-96
10.	Jeff Cammann	17	2003-04
	Sean Lyons	17	1996-99

## SACRIFICE BUNTS

Since 1987

1.	Curt Restko	27	2007-10
	Mark Chagnon	27	2004-07
3.	Gerik Walsten	23	2009-11
4.	Nick Priessman	17	2010-pres.
5.	David Mikes	17	1997-00
	Vic Lanzotti	17	1987-88
7.	Sean Lyons	15	1996-99
8.	Casey Spears	14	2006-07
	Adam Varrassi	14	2004-07
	Jason Jetel	14	1990-94
	Jeff Jetel	14	1987-90

## SACRIFICE FLIES

Since 1987

1.	Erik Huber	13	2004-07
	Brett Pignatiello	13	2000-03
3.	Josh Zink	12	1995-98
4.	Richie Derbak	11	2007-10
	Rick Royer	11	1990-93
6.	Matt Marzec	10	1996-00
7.	Jordan Kreke	9	2006-09
	Zach Skidmore	9	2008-09
	Jordan Tokarz	9	2008-09
	Ryan Campbell	9	2004-07
	Chris Martin	9	1998-01
	Chris Steil	9	1989-90

# Career Pitching Records



## WINS

1.	Dwaine Nelson	23	1972-75
2.	John Larson	21	1997-00
3.	Chris Vaculik	20	2004-07
	Marty Pattin	20	1962-65
5.	Mike Deese	19	1987-90
	Wally Enslinger	19	1972-75
7.	Jeremy Sanders	18	1998-99
	Mick Freed	18	1982-85
	Tom Ozga	18	1976-79
10.	Josh Mueller	17	2008-10

## STRIKEOUTS

1.	Marty Pattin	278	1962-65
2.	John Larson	247	1997-00
3.	Mike Deese	234	1987-90
4.	Josh Mueller	221	2008-10
5.	Chris Vaculik	210	2004-07
6.	Bill Tucker	203	1974-76
7.	Larry Micenheimer	204	1970-73
8.	Mike Hoekstra	193	2008-12
9.	Tyler Kehrer	185	2007-09
10.	Mike Recchia	180	2008-10

## INNINGS PITCHED

1.	John Larson	300 1/3	1997-00
2.	Mike Hoekstra	293	2008-12
3.	Mike Deese	275 1/3	1987-90
4.	Chris Vaculik	261 1/3	2004-07
5.	Dwaine Nelson	218 2/3	1972-75
6.	Josh Mueller	216 2/3	2008-10
7.	Wally Enslinger	212	1972-75
8.	Marty Pattin	211	1962-65
9.	Tom Ozga	206	1976-79
10.	Nick Albu	204	1999-02

## EARNED RUN AVERAGE

Division I Era Leaders • Minimum 2 years/100 IPs

	ERA	ER-IP	YEARS
1.	Dave Goodhue	2.35 ... 33-126.1	1985-86
2.	Mike Fahey	3.08 ... 65-190	1991-94
3.	Mick Freed	3.39 ... 74-196.2	1982-85
4.	Basil Clausen	3.46 ... 56-145.2	1993-94
5.	Ryan Edwards	3.50 ... 54-139	1989-90
6.	Bobby Castelli	3.86 ... 43-100.1	1997-98
7.	Jeremy Sanders	3.88 ... 57-132.1	1998-99
8.	Mike Hoekstra	3.90 ... 127-293	2008-12
	Brian Neal	3.90 ... 72-166.1	1993-96
10.	Nathan Stone	3.99 ... 56-126.1	2001-03

## STRIKEOUTS PER NINE INNINGS

Division I Era Leaders • Minimum 2 years/50 IPs

### EIU All-Time Record

	RATIO	K-IP	YEARS
Marty Pattin	11.86	278-211	1962-65

	RATIO	K-IP	YEARS
1.	Quent Hamilton	10.03 ... 75-67.1	1993-94
2.	Brian Corn	9.98 ... 68-61.1	1985-88
3.	Beau Szul	9.65 ... 100-93.1	1995-96
4.	Tyler Kehrer	9.38 ... 185-177.2	2007-09
5.	Bobby Castelli	9.33 ... 104-100.1	1997-98
6.	Josh Mueller	9.18 ... 221-216.2	2008-10
7.	Jeff Kober	9.15 ... 83-81.2	1997-98
8.	Mike Manns	9.09 ... 73-72.1	2004-07
9.	Richie Derbak	8.59 ... 90-94.1	2007-10
10.	Nathan Stone	8.55 ... 120-126.1	2001-03

## FEWEST WALKS PER NINE INNINGS

Since 1980 • Minimum 2 years/50 IPs

	RATIO	BB-IP	YEARS
1.	Steve Lemke	1.88 ... 42-200.1	1991-92
2.	Marshall Crutcher	2.04 ... 31-136.1	1980-83
3.	Jeremy Sanders	2.38 ... 35-132.1	1988-99
4.	Frank Jablonski	2.42 ... 36-133.2	1989-91
5.	Bill Law	2.82 ... 30-95.2	1981-82
6.	Dave Goodhue	2.85 ... 40-126.1	1985-86
7.	Alex Guttosch	2.97 ... 47-142	2005-09
8.	Mike Fahey	2.98 ... 63-190	1991-94
9.	Mick Freed	3.02 ... 66-196.2	1982-85
10.	Caleb Englehardt	3.05 ... 57-168	1995-98

## WINNING PERCENTAGE

Division I Era Leaders • Minimum 10 Wins

	PCT	W-L	YEARS
1.	Jeremy Sanders	.857 ... 18-3	1998-99
2.	Mick Freed	.720 ... 18-7	1982-85
3.	Brian Morrell	.667 ... 10-5	2006-09
	Dave Goodhue	.667 ... 10-5	1985-86
5.	Mike Recchia	.640 ... 16-9	2008-10
6.	Josh Mueller	.630 ... 17-10	2008-10
7.	Brian Prina	.625 ... 10-6	1997-98
8.	Mike Steinkamp	.600 ... 12-8	1983-86
9.	Mike Fahey	.593 ... 16-11	1991-94
10.	Scott Nelson	.588 ... 10-7	1987-90

The Division I Era is 1982-Present

## APPEARANCES

1.	Chris Vaculik	102	2004-07
2.	Nathan Stone	91	2001-03
3.	Nick Albu	88	1999-02
4.	John Larson	79	1997-00
5.	Mike Zirolì	78	1999-01
6.	Mike Fahey	70	1991-94
7.	Alex Guttosch	69	2005-09
	Caleb Englehardt	69	1995-98
9.	Mike Sommerfeld	67	1994-97
10.	Jeremy Sanders	64	1998-99
	Mike Deese	64	1987-90

## SAVES

1.	Chris Vaculik	18	2004-07
2.	Mike Zirolì	15	1999-01
3.	Richie Derbak	14	2007-10
4.	Mike Fahey	12	1991-94
5.	Bobby Castelli	11	1997-98
6.	Willy Hilton	10	1994-95
	Joe Keusch	10	1993-94
8.	Scott Foley	9	2007-10
	Nathan Stone	9	2001-03
	Matt Miller	9	2008-11

## COMPLETE GAMES

1.	Bill Tucker	23	1974-76
2.	Tom Ozga	22	1976-79
3.	Wally Enslinger	18	1972-75
4.	Steve Lemke	17	1991-92
	Larry Olsen	17	1975-77
6.	Rick Furmanski	16	1976-79
	Dwaine Nelson	16	1973-75
8.	John Larson	15	1997-00
	Marty Pattin	15	1962-65
10.	Mick Freed	14	1982-85


## GAMES STARTED

Since 1982

1.	John Larson	49	1997-00
2.	Mike Hoekstra	46	2008-12
3.	Mike Deese	42	1987-90
4.	Josh Mueller	40	2008-10
5.	Tyler Kehrer	37	2007-09
	Jared Marshall	37	2000-04
7.	Mike Recchia	32	2008-10
	Mike Kundrat	32	1989-92
9.	Scott Metz	31	1999-02
	Pete Martin	31	2000-02
11.	Steve Lemke	30	1991-92



Jeremy Sanders went 18-3 with a 3.88 ERA in his two seasons as a Panther. He was a two-time All-OVC honoree & the 1999 OVC Tournament MVP.



Marty Pattin pitched in the 1980 World Series with the Kansas City Royals. He is EIU's all-time strikeouts leader. His EIU #19 was retired in April 2009.



# Yearly Leaders

## HITS

1982	Kevin Seitzer	57
1983	Neal Bertram	51
1984	Brian Jones	36
1985	Monty Aldrich	59
1986	Kevin Smith	67
1987	Tim Bogar	76
1988	Dave McDevitt	63
1989	Dan Hargis	65
1990	Dana Leibovitz	64
1991	Jason Jetel	65
1992	Jason Jetel	73
1993	Jeff Guest	62
1994	Melesio Salazar	48
1995	Travis Hayes	52
1996	Steve Dunlop	72
1997	Sean Lyons	72
1998	Sean Lyons	79
1999	Sean Lyons	64
	Mark Tomse	64
2000	Josh Landon	61
2001	Josh Landon	72
2002	Pete Pirman	85
2003	Chris Uhle	76
2004	Ryan Campbell	78
2005	Ryan Campbell	69
2006	Erik Huber	80
2007	Mark Chagnon	65
	Erik Huber	65
2008	Brett Nommensen	82
2009	Richie Derbak	78
2010	Zach Borenstein	73
2011	Zach Borenstein	68
2012	T.J. McManus	69
	Ryan Dineen	69

## AT BATS

1982	Tom Detmer	154
1983	Neal Bertram	123
	Brian Jones	123
1984	Brian Jones	104
1985	Kendall Snyder	152
1986	Kevin Smith	189
1987	Stan Royer	193
1988	Dave McDevitt	177
1989	Chris Steil	178
1990	Matt Legaspi	194
1991	Rick Royer	196
1992	Jason Jetel	187
1993	Rick Royer	163
1994	Melesio Salazar	159
1995	Travis Hayes	169
	Melesio Salazar	169
1996	Steve Dunlop	174
1997	Josh Zink	193
1998	Sean Lyons	211
1999	Sean Lyons	202
2000	Josh Landon	213
2001	Josh Landon	215
2002	Pete Pirman	209
2003	Chris Uhle	231
2004	Ryan Campbell	225
2005	Ryan Campbell	215
2006	Ryan Campbell	215
2007	Ryan Campbell	185
2008	Jordan Tokarz	231
2009	Jordan Tokarz	200
2010	Zach Borenstein	207
2011	Zach Borenstein	195
2012	Jacob Reese	214

## BATTING AVERAGE

1982	Troy Harper	.453
1983	Kevin Seitzer	.431
1984	Tim Parker	.407
1985	Monty Aldrich	.396
1986	Tim Torricelli	.365
1987	Tim Bogar	.409
1988	Jeff Jetel	.401
1989	Dan Hargis	.389
1990	Jeff Jetel	.377
1991	Matt McDevitt	.384
1992	Jason Jetel	.390
1993	Jeff Guest	.387
1994	Tony Grillo	.330
1995	Shane Hesse	.357
1996	Steve Dunlop	.414
1997	Nolan Lofgren	.407
1998	Clint Benhoff	.396
1999	Mark Tomse	.350
2000	Brian Nickell	.318
2001	Ben Duke	.355
2002	Pete Pirman	.407
2003	Kirk Walters	.392
2004	Ryan Campbell	.347
2005	Erik Huber	.322
2006	Erik Huber	.404
2007	Erik Huber	.409
2008	Brett Nommensen	.402
2009	Brett Nommensen	.525
2010	Zach Borenstein	.353
2011	Zach Borenstein	.349
2012	T.J. McManus	.358

## RUNS


1982	Kevin Seitzer	49
1983	Brian Jones	42
1984	Monty Aldrich	33
1985	Monty Aldrich	43
	Tim Parker	43
1986	Kevin Smith	50
1987	Rich Sterioti	63
1988	Stan Royer	44
1989	Jeff Jetel	44
1990	Matt Legaspi	40
1991	Jeff Nelson	42
1992	Todd Davis	44
1993	Jeff Guest	30
1994	Jeff Guest	41
	Melesio Salazar	41
1995	Melesio Salazar	40
1996	Steve Dunlop	52
1997	Sean Lyons	58
1998	Sean Lyons	66
1999	Matt Marzec	49
2000	Chris Martin	39
2001	Josh Landon	55
2002	Pete Pirman	58
2003	Chris Uhle	63
2004	Kyle Haines	54
2005	Ryan Campbell	38
2006	Mark Chagnon	46
	Brett Nommensen	46
2007	Erik Huber	41
2008	Brett Nommensen	56
2009	Jordan Tokarz	55
2010	Zach Borenstein	50
2011	Zach Borenstein	38
2012	T.J. McManus	34

## DOUBLES


1982	Tom Detmer	9
1983	Neal Bertram	16
1984	Tim Parker	8
1985	Tim Parker	11
	Kendall Snyder	11
1986	Kevin Smith	15
1987	Dana Leibovitz	18
1988	Stan Royer	12
1989	Dan Hargis	18
1990	Dana Leibovitz	14
1991	Rick Royer	17
1992	Matt Legaspi	19
1993	Rick Royer	14
1994	Melesio Salazar	12
1995	Steve Dunlop	10
1996	Steve Dunlop	15
1997	3 Tied	14
1998	Sean Lyons	21
1999	Sean Lyons	16
2000	Keith Laski	16
2001	Josh Landon	23
2002	Pete Pirman	16
2003	Chris Uhle	19
2004	Ryan Campbell	22
2005	Ryan Campbell	15
2006	Jason Cobb	17
2007	Erik Huber	14
	Jordan Kreke	14
2008	Brett Nommensen	18
2009	Jordan Kreke	16
2010	Zach Borenstein	13
	Ben Thoma	13
2011	Zach Borenstein	13
	Ben Thoma	13
2012	T.J. McManus	19

## TRIPLES


1982	Kevin Seitzer	5
1983	Neal Bertram	3
	Steve Hall	3
1984	6 Tied	1
1985	Monty Aldrich	3
1986	Kevin Smith	6
1987	Tim Bogar	2
	Dana Leibovitz	2
1988	Dave McDevitt	2
1989	Dan Hargis	3
1990	Jason Jetel	2
1991	Jason Jetel	7
1992	Rick Royer	6
1993	Joch Martin	4
1994	Jeff Guest	4
1995	Joch Martin	3
1996	Steve Dunlop	4
1997	Josh Zink	2
1998	Sean Lyons	3
1999	Three Tied	3
2000	David Mikes	3
2001	Chris Martin	4
2002	Ben Duke	3
2003	Kirk Walters	3
2004	David Chacon	2
	Chris Uhle	2
2005	Matt Brannigan	2
2006	Brett Nommensen	3
2007	Brett Nommensen	4
2008	Jordan Kreke	5
2009	Jordan Kreke	3
	Jordan Tokarz	3
2010	Daniel Rowe	2
2011	Zach Borenstein	3
2012	Six players with	1




**TIM BOGAR**  
1984-87



**RYAN CAMPBELL**  
2004-07



**JASON JETEL**  
1990-94



**BRIAN JONES**  
1981-84



# Yearly Leaders



## HOME RUNS

1982	.... Troy Harper .....	10
1983	.... Troy Harper .....	9
1984	.... Bernard Holland .....	6
	.... Tim Parker .....	6
1985	.... Monty Aldrich .....	7
	.... Tim Torricelli .....	7
1986	.... Kendall Snyder .....	9
1987	.... Tim Bogar .....	17
1988	.... Stan Royer .....	17
1989	.... Dan Hargis .....	13
1990	.... Dana Leibovitz .....	9
1991	.... Lance Aten .....	11
1992	.... Todd Davis .....	11
1993	.... Keith Mierzwa .....	7
1994	.... Jeff Guest .....	10
1995	.... Rob Nicholes .....	7
1996	.... Shane Hesse .....	10
1997	.... Clint Benhoff .....	10
1998	.... Clint Benhoff .....	18
1999	.... Matt Marzec .....	12
2000	.... Keith Laski .....	10
2001	.... Ben Duke .....	10
2002	.... Bret Pignatiello .....	14
2003	.... Bret Pignatiello .....	17
2004	.... Kyle Haines .....	9
2005	.... Jason Cobb .....	12
2006	.... Mark Chagnon .....	3
2007	.... Erik Huber .....	9
2008	.... Tristan Facer .....	6
2009	.... Jordan Kreke .....	13
	.... Jordan Tokarz .....	13
2010	.... Zach Borenstein .....	11
2011	.... Ben Thoma .....	11
2012	.... Ben Thoma .....	16

## RUNS BATTED IN

1982	.... Kevin Seitzer .....	50
1983	.... Neal Bertram .....	40
1984	.... Tim Parker .....	36
1985	.... Monty Aldrich .....	36
	.... Kendall Snyder .....	36
1986	.... Tim Torricelli .....	49
1987	.... Stan Royer .....	59
1988	.... Stan Royer .....	54
1989	.... Dan Hargis .....	59
1990	.... Dana Leibovitz .....	46
1991	.... Lance Aten .....	43
1992	.... Todd Davis .....	46
1993	.... Keith Mierzwa .....	31
1994	.... Three Tied .....	29
1995	.... Travis Hayes .....	33
	.... Rob Nicholes .....	33
1996	.... Shane Hesse .....	48
1997	.... Clint Benhoff .....	44
1998	.... Clint Benhoff .....	74
1999	.... Ryan Bridgewater .....	49
2000	.... Brian Nickell .....	52
2001	.... Chris Martin .....	53
2002	.... Pete Pirman .....	44
2003	.... Bret Pignatiello .....	59
2004	.... Kyle Haines .....	49
2005	.... Jason Cobb .....	42
2006	.... Mark Chagnon .....	43
2007	.... Erik Huber .....	42
2008	.... Jordan Kreke .....	46
2009	.... Jordan Kreke .....	59
2010	.... Zach Borenstein .....	47
2011	.... Ben Thoma .....	37
2012	.... T.J. McManus .....	49

## TOTAL BASES

1982	.... Kevin Seitzer .....	94
1983	.... Neal Bertram .....	97
1984	.... Tim Parker .....	61
1985	.... Monty Aldrich .....	95
1986	.... Kevin Smith .....	112
1987	.... Tim Bogar .....	143
1988	.... Stan Royer .....	120
1989	.... Dan Hargis .....	128
1990	.... Dana Leibovitz .....	105
1991	.... Jason Jetel .....	96
1992	.... Jason Jetel .....	124
1993	.... Jeff Guest .....	86
1994	.... Jeff Guest .....	89
1995	.... Melesio Salazar .....	72
1996	.... Steve Dunlop .....	110
1997	.... Sean Lyons .....	113
1998	.... Clint Benhoff .....	152
1999	.... Matt Marzec .....	108
	.... Mark Tomse .....	108
2000	.... Keith Laski .....	98
2001	.... Josh Landon .....	120
2002	.... Pete Pirman .....	131
2003	.... Kirk Walters .....	127
2004	.... Ryan Campbell .....	121
2005	.... Ryan Campbell .....	110
2006	.... Mark Chagnon .....	100
2007	.... Erik Huber .....	108
2008	.... Brett Nommensen .....	123
2009	.... Jordan Kreke .....	135
2010	.... Zach Borenstein .....	119
2011	.... Zach Borenstein .....	108
2012	.... T.J. McManus .....	117
	.... Ben Thoma .....	117

## SLUGGING PERCENTAGE


1982	.... Troy Harper .....	.830
1983	.... Neal Bertram .....	.789
1984	.... Tim Parker .....	.753
1985	.... Monty Aldrich .....	.638
1986	.... Kevin Smith .....	.593
1987	.... Tim Bogar .....	.769
1988	.... Stan Royer .....	.706
1989	.... Dan Hargis .....	.766
1990	.... Dana Leibovitz .....	.597
1991	.... Jason Jetel .....	.533
1992	.... Jason Jetel .....	.663
1993	.... Jeff Guest .....	.538
1994	.... Jeff Guest .....	.582
1995	.... Rob Nicholes .....	.600
1996	.... Shane Hesse .....	.733
1997	.... Nolan Lofgren .....	.630
1998	.... Clint Benhoff .....	.792
1999	.... Mark Tomse .....	.590
2000	.... Keith Laski .....	.587
2001	.... Ben Duke .....	.651
2002	.... Pete Pirman .....	.627
2003	.... Kirk Walters .....	.672
2004	.... Ryan Campbell .....	.538
2005	.... Jason Cobb .....	.596
2006	.... Mark Chagnon .....	.500
2007	.... Erik Huber .....	.679
2008	.... Brett Nommensen .....	.603
2009	.... Brett Nommensen .....	1.010
2010	.... Alex Gee .....	.444
2011	.... Zach Borenstein .....	.554
2012	.... T.J. McManus .....	.606

## WALKS


1982	.... Brian Jones .....	26
	.... Tom Detmer .....	26
1983	.... Troy Harper .....	29
1984	.... Monty Aldrich .....	25
1985	.... Monty Aldrich .....	41
1986	.... Tim Torricelli .....	41
1987	.... Rick Sterioti .....	41
1988	.... Jeff Jetel .....	38
1989	.... Jeff Jetel .....	40
1990	.... Jeff Jetel .....	26
1991	.... Jeff Nelson .....	37
1992	.... Tad Smith .....	31
1993	.... Jeff Guest .....	24
1994	.... Melesio Salazar .....	24
1995	.... Melesio Salazar .....	37
1996	.... Shane Hesse .....	27
1997	.... Sean Lyons .....	27
	.... Mark Smith .....	27
1998	.... Clint Benhoff .....	33
1999	.... Matt Marzec .....	34
2000	.... Matt Marzec .....	37
2001	.... Bret Pignatiello .....	22
2002	.... Bret Pignatiello .....	26
2003	.... Kyle Haines .....	31
2004	.... Kyle Haines .....	34
2005	.... Mark Chagnon .....	23
2006	.... Brett Nommensen .....	29
2007	.... Adam Varrassi .....	25
2008	.... Brett Nommensen .....	35
2009	.... Zach Borenstein .....	29
2010	.... Alex Gee .....	32
2011	.... Zach Borenstein .....	21
2012	.... Ryan Dineen .....	32

## STOLEN BASES


1982	.... Matt Cimo .....	10
1983	.... Brian Dillard .....	6
1984	.... Tim Parker .....	5
1985	.... Kevin Smith .....	8
	.... Ken Turner .....	8
1986	.... Kevin Smith .....	14
1987	.... Shannon Coppel .....	16
1988	.... Shannon Coppel .....	19
1989	.... Brent Howard .....	15
	.... Matt Legaspi .....	15
	.... Chris Steil .....	15
1990	.... Chris Steil .....	23
1991	.... Jeff Nelson .....	15
1992	.... Todd Davis .....	9
1993	.... Chris Clarke .....	17
1994	.... Jeff Guest .....	12
1995	.... Melesio Salazar .....	13
1996	.... Steve Dunlop .....	16
1997	.... Sean Lyons .....	14
1998	.... Justin Stone .....	20
1999	.... Sean Lyons .....	11
2000	.... Josh Landon .....	9
	.... David Mikes .....	9
	.... Bob VanHoorebeck .....	9
2001	.... Josh Landon .....	7
	.... Pete Pirman .....	7
2002	.... Pete Pirman .....	13
2003	.... Jeff Cammann .....	13
	.... Chris Uhle .....	13
2004	.... Marcus Jackson .....	10
2005	.... Erik Huber .....	13
2006	.... Brett Nommensen .....	11
2007	.... Casey Spears .....	18
2008	.... Brett Nommensen .....	18
2009	.... Curt Restko .....	6
2010	.... Zach Borenstein .....	12
2011	.... Zach Borenstein .....	9
2012	.... Ryan Dineen .....	15




**SEAN LYONS**  
1996-99



**BRET PIGNATIELLO**  
2000-03



**STAN ROYER**  
1987-88



**MELESIO SALAZAR**  
1993-96



# Yearly Leaders

## WINS

1982	Marshall Crutcher	6
1983	Bill Morton	4
	Paul Skorupa	4
1984	Mick Freed	6
1985	Mick Freed	7
1986	Dave Goodhue	7
1987	Jim Prims	7
1988	Bill Taylor	8
1989	Ryan Edwards	6
1990	Mike Deese	6
1991	Steve Lemke	8
1992	Steve Lemke	7
1993	Basil Clausen	6
1994	Mike Fahey	7
1995	Chris Hall	6
	Jim Healey	6
1996	Brian Neal	5
	Mike Sommerfeld	5
1997	Randy Eversgerd	5
	Jeff Kober	5
1998	Jeremy Sanders	8
1999	John Larson	10
	Jeremy Sanders	10
2000	Nick Abu	5
	John Larson	5
2001	Mike Zirol	8
2002	Pete Martin	5
2003	Jared Marshall	7
2004	Kyle Widegren	8
2005	Chris Vaculik	6
2006	Three Tied	5
2007	Chris Vaculik	4
2008	Josh Mueller	6
2009	Josh Mueller	8
	Mike Recchia	8
2010	Mike Recchia	6
2011	Mike Hoekstra	5
2012	Troy Barton	9

## EARNED RUN AVERAGE

1982	Bill Morton	2.04
1983	Mick Freed	2.25
1984	Mick Freed	3.00
1985	Dave Goodhue	1.89
1986	Dave Goodhue	2.73
1987	Mike Deese	4.13
1988	Mike Murrie	2.89
1989	Jim Sweeney	2.87
1990	Ryan Edwards	3.74
1991	Mike Kundrat	3.34
1992	Craig Jones	2.88
1993	Basil Clausen	2.56
1994	Mike Fahey	3.36
1995	Willy Hilton	1.71
1996	Mike Sommerfeld	2.48
1997	Caleb Englehardt	4.74
1998	Bobby Castelli	1.65
1999	Jeremy Sanders	1.76
2000	Mike Zirol	4.28
2001	Mike Zirol	2.63
2002	Damon White	3.18
2003	Nathan Stone	2.66
2004	Kirk Miller	4.60
2005	Chris Vaculik	4.17
2006	Jake Wade	3.61
2007	Tyler Brandon	4.07
2008	Tyler Brandon	2.53
2009	Mike Recchia	3.02
2010	Mike Hoekstra	4.16
2011	Brent McNeil	2.18
2012	Mike Hoekstra	2.53

## STRIKEOUTS

1982	Kevin Gordon	37
1983	Kevin Smith	26
1984	Paul Skorupa	38
1985	Brian Corn	65
1986	Dave Goodhue	54
1987	Eric Hillman	45
1988	Mike Murrie	65
1989	Mike Deese	61
	Ryan Edwards	61
1990	Mike Deese	70
1991	Steve Lemke	54
1992	Steve Lemke	66
1993	Derek Johnson	58
1994	Andy Keefner	63
1995	Beau Szul	52
1996	Brian Neal	55
1997	Randy Eversgerd	68
1998	Bobby Castelli	70
1999	John Larson	69
2000	John Larson	79
2001	Pete Martin	72
2002	Scott Metz	50
2003	Damon White	77
2004	Kyle Widegren	48
2005	Chris Vaculik	58
2006	Chris Vaculik	57
2007	Chris Vaculik	56
2008	Josh Mueller	79
2009	Tyler Kehr	90
2010	Mike Recchia	87
2011	Mike Hoekstra	50
2012	Mike Hoekstra	83

## INNINGS PITCHED

1982	Marshall Crutcher	55 1/3
1983	Marshall Crutcher	42 1/3
1984	Mick Freed	54
1985	Mick Freed	66 1/3
1986	Dave Goodhue	69 1/3
1987	Eric Hillman	78 1/3
1988	Mike Murrie	71 2/3
1989	Ryan Edwards	74
1990	Mike Deese	79
1991	Steve Lemke	101 1/3
1992	Steve Lemke	99
1993	Basil Clausen	81
1994	Andy Keefner	68 2/3
1995	Brian Neal	64 2/3
1996	Brian Neal	71
1997	Randy Eversgerd	85 2/3
1998	John Larson	74 2/3
1999	John Larson	104
2000	John Larson	84
2001	Pete Martin	72 1/3
2002	Scott Metz	80 2/3
2003	Damon White	85 2/3
2004	Kyle Widegren	73 1/3
2005	Kyle Widegren	74 1/3
2006	Drew Gierich	76 2/3
2007	Chris Vaculik	68 1/3
2008	Josh Mueller	70 1/3
2009	Josh Mueller	78
2010	Mike Recchia	86
2011	Mike Hoekstra	84.2
2012	Mike Hokestra	110.1

## GAMES STARTED


1982	Marshall Crutcher	9
	Bill Law	9
1983	Marshall Crutcher	8
1984	Mick Freed	8
1985	Dave Goodhue	11
1986	Bill Jose	11
1987	Eric Hillman	11
1988	Mike Murrie	12
1989	Mike Deese	12
1990	Mike Deese	12
1991	Steve Lemke	15
1992	Steve Lemke	15
1993	Basil Clausen	13
1994	Basil Clausen	12
1995	Chris Hall	12
	Brian Neal	12
1996	Brian Neal	12
1997	Randy Eversgerd	13
1998	John Larson	16
1999	John Larson	16
2000	John Larson	16
2001	Nick Abu	13
2002	Scott Metz	15
2003	Damon White	15
2004	Kyle Widegren	11
2005	Kyle Widegren	15
2006	Drew Gierich	13
2007	Tyler Kehr	11
2008	Josh Mueller	15
2009	Tyler Kehr	13
	Josh Mueller	13
2010	Mike Recchia	13
2011	Mike Hoekstra	14
2012	Mike Hokestra	16

## COMPLETE GAMES


1982	Marshall Crutcher	5
1983	Marshall Crutcher	3
1984	Mick Freed	6
1985	Mick Freed	6
1986	Dave Goodhue	3
	Bill Jose	3
	Mike Steinkamp	3
1987	Eric Hillman	4
1988	Mike Deese	2
	Mike Murrie	2
	Bill Taylor	2
1989	Ryan Edwards	7
1990	Ryan Edwards	4
1991	Steve Lemke	8
1992	Steve Lemke	9
1993	Basil Clausen	5
1994	Mike Fahey	5
1995	Chris Hall	3
1996	Brian Neal	3
1997	Randy Eversgerd	4
1998	Brian Prina	2
1999	John Larson	9
2000	John Larson	5
2001	Pete Martin	3
	Scott Metz	3
2002	Pete Martin	2
2003	Damon White	3
2004	Ted Juske	2
	Kirk Miller	2
	Kyle Widegren	2
2005	Brian Long	3
2006	Kenny Firlit	1
	Mike Manns	1
	Brandon Murphy	1
2007	Chris Vaculik	2
2008	Josh Mueller	1
2009	Tyler Kehr	2
2010	Mike Hoekstra	2
2011	Mike Hoekstra	1
2012	Mike Hoekstra	1




**BOBBY CASTELLI**  
1997-98



**JOHN LARSON**  
1997-2000



**STEVE LEMKE**  
1991-92



**MIKE ZIROLI**  
1999-2001

# Yearly Leaders



## SAVES

1982	.... Marshall Crutcher	..... 2
1983	.... Marshall Crutcher	..... 1
	.... Sam Light	..... 1
	.... Bill Morton	..... 1
1984	.... Paul Skorupa	..... 4
1985	.... Sam Light	..... 2
	.... Paul Skorupa	..... 2
1986	.... Bill Jose	..... 2
	.... Mike Steinkamp	..... 2
1987	.... Jim Prims	..... 3
1988	.... Mike Murrie	..... 2
1989	.... Jim Sweeney	..... 5
1990	.... Ryan Edwards	..... 3
1991	.... Mike Fahey	..... 4
1992	.... Mike Fahey	..... 7
1993	.... Joe Keusch	..... 6
1994	.... Joe Keusch	..... 4
1995	.... Willy Hilton	..... 10
1996	.... Mike Sommerfeld	..... 4
1997	.... Mike Sommerfeld	..... 3
1998	.... Bobby Castelli	..... 10
1999	.... Jeremy Sanders	..... 5
2000	.... Mike Zirol	..... 7
2001	.... Mike Zirol	..... 8
2002	.... Nathan Stone	..... 4
2003	.... Nathan Stone	..... 5
2004	.... Chris Vaculik	..... 6
2005	.... Chris Vaculik	..... 3
2006	.... Chris Vaculik	..... 8
2007	.... Richie Derbak	..... 5
2008	.... Scott Foley	..... 6
2009	.... Richie Derbak	..... 7
2010	.... Dillon Roark	..... 2
	.... Matt Miller	..... 2
	.... Mike Recchia	..... 2
2011	.... Matt Miller	..... 7
2012	.... Adam Clark	..... 4

## APPEARANCES

1982	.... Bill Morton	..... 16
1983	.... Marshall Crutcher	..... 8
1984	.... Paul Skorupa	..... 15
1985	.... Paul Skorupa	..... 14
1986	.... Mike Steinkamp	..... 20
1987	.... Jim Prims	..... 22
1988	.... Bill Taylor	..... 17
1989	.... Jim Sweeney	..... 21
1990	.... Frank Jablonski	..... 18
1991	.... Mike Fahey	..... 20
1992	.... Mike Fahey	..... 25
1993	.... Joe Keusch	..... 20
1994	.... Joe Keusch	..... 18
1995	.... Willy Hilton	..... 27
1996	.... Mike Sommerfeld	..... 29
1997	.... Mike Sommerfeld	..... 30
1998	.... Jeremy Sanders	..... 30
1999	.... Jeremy Sanders	..... 34
2000	.... Mike Zirol	..... 32
2001	.... Mike Zirol	..... 30
2002	.... Nick Albu	..... 32
	.... Nathan Stone	..... 32
2003	.... Nathan Stone	..... 31
2004	.... Brian Long	..... 28
2005	.... Chris Vaculik	..... 28
2006	.... Alex Guttosch	..... 29
2007	.... Tyler Brandon	..... 21
	.... Richie Derbak	..... 21
2008	.... Tyler Brandon	..... 26
2009	.... Richie Derbak	..... 25
	.... Brian Morrell	..... 25
2010	.... Dillon Roark	..... 24
	.... Brent McNeil	..... 24
2011	.... Matt Miller	..... 28
2012	.... Darin Worman	..... 38

## TOP TEAM MARKS

### WINNING PCT. (MIN. 30 GAMES)

.767	..... 23-7	..... 1964
.766	..... 36-11	..... 1976
.720	..... 36-14	..... 1981
.707	..... 29-12	..... 1982
.698	..... 37-16	..... 1998
	..... 33-14	..... 1985

### WINS

37	..... 1998
36	..... 1981
	..... 1976
35	..... 2001
33	..... 1999
	..... 1985
31	..... 2009*
	..... 2006
	..... 1989
	..... 1987

### LOSSES

39	..... 2005
35	..... 2010
33	..... 2000
32	..... 1991
31	..... 2003

### RUNS SCORED

484	..... 1998
459	..... 2009
422	..... 1987
395	..... 2003
386	..... 2001
	..... 1981
379	..... 2004
366	..... 1997
364	..... 1999
347	..... 2008

### HITS

644	..... 2009
638	..... 1998
589	..... 2004
585	..... 2003
560	..... 2006
	..... 1997
553	..... 2001
537	..... 2005
536	..... 1987
535	..... 2008

### HOME RUNS

120	..... 1998
92	..... 2009
84	..... 2002
79	..... 1987
75	..... 2003
60	..... 2001
	..... 1999
53	..... 2000
52	..... 1994
51	..... 1997

### BATTING AVERAGE

.364	..... 1983
.362	..... 2009
.349	..... 1998
.341	..... 1981
.333	..... 1982
.329	..... 1987
.322	..... 1997

### EARNED RUN AVERAGE

2.35	..... 218 innings	..... 1964
2.56	..... 259 innings	..... 1974
2.63	..... 236 innings	..... 1962
2.70	..... 279 innings	..... 1975
2.72	..... 231 innings	..... 1963

### STRIKEOUTS

395	..... 2008
379	..... 2009
365	..... 1998
362	..... 2010
337	..... 2003
329	..... 1997

### TOP TEAM MARKS OF THE DIVISION I ERA (1982-PRESENT)

#### GAMES

59	..... 1991
----	------------

#### AT-BATS

1947	..... 2004
------	------------

#### DOUBLES

125	..... 1998
-----	------------

#### TRIPLES

29	..... 1992
----	------------

#### RUNS BATTED IN

452	..... 1998
-----	------------

#### WALKS

273	..... 1987
-----	------------

#### STOLEN BASES

92	..... 1989
----	------------

#### EARNED RUN AVERAGE

3.45	..... 1985
------	------------

#### INNINGS PITCHED

481	..... 2008
-----	------------

#### COMPLETE GAMES

23	..... 1991
----	------------

#### SHUTOUTS

8	..... 1985
---	------------

#### SAVES

15	..... 2006
----	------------

### TOP TEAM MARKS SINCE 1987

#### TOTAL BASES

1147	..... 1998
------	------------

#### SLUGGING PERCENTAGE

.628	..... 1998
------	------------

#### HIT BY PITCH

66	..... 2009
----	------------

#### ON-BASE PERCENTAGE

.436	..... 2009
------	------------

#### SACRIFICE BUNTS

50	..... 1988
----	------------

#### SACRIFICE FLIES

29	..... 2009
----	------------

\*The 2009 team was 36-14 but had to forfeit five wins after the season.





# Award Winners

## CONFERENCE PLAYER OF THE YEAR

<b>OHIO VALLEY CONF. ERA (1997-PRESENT)</b>	
Jordan Kreke .....	2009
Pete Pirman .....	2002
Matt Marzec .....	1998
<b>MID-CONTINENT CONF. ERA (1984-1996)</b>	
Dan Hargis .....	1989
Stan Royer .....	1988
Tim Bogar .....	1987

## CONFERENCE PITCHER OF THE YEAR

<b>OHIO VALLEY CONF. ERA (1997-PRESENT)</b>	
John Larson .....	1999
<b>MID-CONTINENT CONF. ERA (1984-1996)</b>	
Bill Taylor .....	1988

## ROOKIE/NEWCOMER OF THE YEAR

<b>OHIO VALLEY CONF. ERA (1997-PRESENT)</b>	
Brant Valach (Freshman) .....	2012
Ben Duke (Junior) .....	2001
<b>MID-CONTINENT CONF. ERA (1984-1996)</b>	
Jeff Guest (Junior) .....	1993

## CONFERENCE COACH OF THE YEAR

<b>OHIO VALLEY CONF. ERA (1997-PRESENT)</b>	
Jim Schmitz .....	2001
Jim Schmitz .....	1999
Jim Schmitz .....	1998
<b>MID-CONTINENT CONF. ERA (1984-1996)</b>	
Dan Callahan .....	1994

## ABCA ALL-MIDEAST REGION HONORS

Ben Thoma (Second Team DH) .....	2012
Josh Mueller (Second Team SP) .....	2009
Mike Recchia (Second Team SP) .....	2009
Jordan Tokarz (Second Team 2B) .....	2009
Mark Chagnon (Second Team OF) .....	2006
Jason Jetel (First Team OF) .....	1992
Mike Fahey (Second Team SP) .....	1991

## NCAA ALL-REGIONAL TEAM

Brett Nommensen .....	2008
Keith Laski .....	1999
David Mikes .....	1999

## OVC TOURNAMENT MVP

Jordan Tokarz .....	2008
Jeremy Sanders .....	1999

## ALL-CONFERENCE HONORS

<b>OHIO VALLEY CONF. ERA (1997-PRESENT)</b>	
<b>2012</b>	
Mike Hoekstra (RHP) .....	First Team
Ben Thoma (DH) .....	First Team
T.J. McManus (1B) .....	Second Team
Caleb Howell (OF) .....	Newcomer
Brant Valach (IF) .....	Newcomer
<b>2011</b>	
Zach Borenstein (OF) .....	First Team
Luke Bushur (SP) .....	Newcomer
<b>2010</b>	
Mike Recchia (SP) .....	First Team
Alex Gee (DH) .....	Second Team
Daniel Rowe (OF) .....	Freshman
<b>2009</b>	
Jordan Kreke (SS) .....	First Team
Jordan Tokarz (2B) .....	First Team
Richie Derbak (UTL) .....	First Team
Mike Recchia (SP) .....	First Team
Zach Borenstein (OF) .....	Freshman
<b>2008</b>	
Brett Nommensen (OF) .....	First Team
Josh Mueller (SP) .....	Freshman
<b>2007</b>	
Mark Chagnon (OF) .....	First Team
Erik Huber (At-Large) .....	First Team
Richie Derbak (UTL) .....	2nd Team/Freshman

Kory Peppenhorst (C) .....	Freshman
<b>2006</b>	
Mark Chagnon (OF) .....	First Team
Erik Huber (1B) .....	Second Team
Adam Varrassi (SS) .....	Second Team
Brett Nommensen (OF) .....	Freshman

<b>2004</b>	
Kyle Haines (SS) .....	First Team
Kevin Carkeek (1B) .....	Honorable Mention

<b>2003</b>	
Aaron Shelbourne (1B) .....	First Team
Bret Pignatiello (C) .....	Second Team
Nathan Stone (P) .....	Second Team
Kirk Walters (OF) .....	Second Team
Damon White (P) .....	Honorable Mention

<b>2002</b>	
Pete Pirman (OF) .....	First Team
Bret Pignatiello (DH) .....	First Team
Nick Albu (P) .....	Second Team
Ben Duke (3B) .....	Honorable Mention
Scott Metz (SP) .....	Honorable Mention
Nathan Stone (RP) .....	Honorable Mention

<b>2001</b>	
Bret Pignatiello (DH) .....	First Team
Bob VanHoorebeck (OF) .....	First Team
Mike Zirolli (RP) .....	First Team
Ben Duke (UTL) .....	Second Team
Tim Aurricchio (C) .....	Second Team
Josh Landon (OF) .....	Second Team
Chris Martin (3B) .....	Second Team
Pete Martin (SP) .....	Second Team
Pete Pirman (OF) .....	Second Team
Scott Metz (SP) .....	Honorable Mention
Brian Nickell (1B) .....	Honorable Mention

<b>2000</b>	
Mike Zirolli (RP) .....	Second Team
Andy Haines (C) .....	Honorable Mention
John Larson (SP) .....	Honorable Mention

<b>1999</b>	
John Larson (SP) .....	First Team
Ryan Bridgewater (C) .....	First Team
Jeremy Sanders (RP) .....	First Team
Sean Lyons (OF) .....	Second Team
Mark Tomse (1B) .....	Second Team
Matt Marzec (3B) .....	Honorable Mention
David Mikes (SS) .....	Honorable Mention

<b>1998</b>	
Matt Marzec (3B) .....	First Team
Bobby Castelli (P) .....	First Team
Sean Lyons (OF) .....	First Team
Justin Stone (2B) .....	First Team
Mark Tomse (1B) .....	First Team
Clint Benhoff (DH) .....	Second Team
Josh Zink (OF) .....	Second Team
Jeremy Sanders (P) .....	Honorable Mention

<b>1997</b>	
Clint Benhoff (1B) .....	First Team
Sean Lyons (OF) .....	First Team
Nolan Lofgren (DH) .....	Second Team

## MID-CONTINENT CONF. ERA (1984-1996)

<b>1996 (West Division)</b>	
Steve Dunlop (SS) .....	First Team
Shane Hesse (1B) .....	First Team
Nolan Lofgren (C) .....	First Team
Brian Neal (P) .....	First Team
Josh Zink (OF) .....	First Team
Mike Sommerfeld (RP) .....	Second Team

<b>1995 (West Division)</b>	
Shane Hesse (1B) .....	First Team
Willy Hilton (RP) .....	First Team
Rob Nicholes (DH) .....	First Team
Melesio Salazar (2B) .....	First Team
Ty Ziegler (OF) .....	First Team
Chris Hall (P) .....	Second Team
Travis Hayes (3B) .....	Second Team

<b>1994</b>	
Mike Fahey (P) .....	First Team
Jeff Guest (2B) .....	First Team
<b>1993</b>	
Jeff Guest (2B) .....	Second Team
Derek Johnson (P) .....	Second Team

<b>1992</b>	
Jason Jetel (OF) .....	First Team
Steve Lemke (P) .....	First Team
Todd Davis (OF) .....	Second Team

<b>1991</b>	
Jason Jetel (OF) .....	First Team
Rick Royer (3B) .....	First Team
Steve Lemke (P) .....	Second Team

<b>1990</b>	
Jeff Jetel (OF) .....	Second Team
Dana Leibovitz (1B) .....	First Team
Jeff Nelson (3B) .....	Second Team

<b>1989</b>	
Dan Hargis (C) .....	First Team
Jeff Jetel (OF) .....	First Team
Chris Steil (2B) .....	First Team
Dana Leibovitz (1B) .....	Second Team

<b>1988</b>	
Shannon Coppell (OF) .....	First Team
Dave McDevitt (OF) .....	First Team
Stan Royer (3B) .....	First Team
Bill Taylor (P) .....	First Team
Dan Hargis (C) .....	Second Team
Jeff Jetel (1B) .....	Second Team

<b>1987</b>	
Tim Bogar (SS) .....	First Team
Mike Rooney (OF) .....	First Team
Rick Steriotti (2B) .....	First Team
Shannon Coppell (OF) .....	Second Team
Stan Royer (3B) .....	Second Team

<b>1986</b>	
Tim Torricelli (C) .....	First Team

<b>1985</b>	
Monty Aldrich (OF) .....	First Team
Tim Parker (OF) .....	First Team
Mick Freed (P) .....	First Team

## ALL-TOURNAMENT TEAM HONORS

<b>OHIO VALLEY CONF. ERA (1997-PRESENT)</b>	
<b>2012</b> ..Mike Hoekstra, Ben Thoma, Ryan Dineen	
<b>2008</b> ..... Jordan Tokarz, Brett Nommensen	
<b>2003</b> ..... Brett Pignatiello, Matt Tyson, .....	
..... Chris Uhle, Kirk Walters	
<b>2002</b> ..... Pete Pirman, Aaron Shelbourne	
<b>2001</b> ..... Tim Aurricchio	
<b>1999</b> ..... Jeremy Sanders, Ryan Bridgewater	
..... David Mikes, Keith Laski, Matt Gage	
<b>1998</b> ..... Clint Benhoff, Matt Marzec	
..... Sean Lyons, Josh Zink	

<b>MID-CONTINENT CONF. ERA (1984-1996)</b>	
<b>1996</b> .....Josh Zink	
<b>1995</b> ..... Melesio Salazar	
<b>1992</b> ..... Jason Jetel, Steve Lemke	
<b>1990</b> ..... Jeff Jetel, Jeff Nelson	
<b>1989</b> ..... Dan Brieshe, Dan Hargis, Matt Leaspi,	
..... Dana Leibovitz, Julius Smith, Chris Steil	
<b>1988</b> ..... Mike Dibenedetto, Dan Hargis,	
..... Jeff Jetel, Dana Leibovitz, Dave McDevitt	
<b>1987</b> ..... Tim Bogar, Shannon Coppell, Mike	
Dibenedetto	
..... Al Kieboom, Mike Rooney, Stan Royer	
<b>1984</b> ..... Brian Jones, Terry McDevitt	

# Coaching Records



YEAR	COACH	ALL	CONFERENCE	FINISH
1904	A. B. Crowe	4-0		
1905	A. B. Crowe	2-0		
1906	A. B. Crowe	4-2		
1907	A. B. Crowe	5-0		
1908	A. B. Crowe	9-3		
1909	A. B. Crowe	4-2		
1910	A. B. Crowe	2-5		
1911	A. B. Crowe	2-5		
1912	Charles Lantz	2-5		
1913	Charles Lantz	5-2		
1914	Charles Lantz	3-4		
1915	Charles Lantz	3-4		
1916	Charles Lantz	3-3		
1917	Charles Lantz	1-5		
1918	Charles Lantz	6-4		
1919	Charles Lantz	2-5		
1920	Charles Lantz	6-2		
1921	Charles Lantz	4-4		
1922	Charles Lantz	3-4		
1923	Charles Lantz	2-4		
1924	Charles Lantz	6-3		
1925	Charles Lantz	4-5		
1926	Charles Lantz	3-7		
1927	Charles Lantz	5-4		
1928	Charles Lantz	1-9		
1929	Charles Lantz	2-5		
1930	Charles Lantz	1-5		
1931	Charles Lantz	3-6		
1932	Charles Lantz	4-7		
1933	Charles Lantz	5-6		
1934	Charles Lantz	3-7		
1935	Charles Lantz	5-4		
1936	Charles Lantz	4-6		
1937	Charles Lantz	1-7		
1938	Charles Lantz	6-7		
1939	Charles Lantz	5-8		
1940	Charles Lantz	4-10		
1941	Charles Lantz	7-5		
1942	Charles Lantz	6-7		
1943	Charles Lantz	4-7		
1944	NO TEAM			
1945	Charles Lantz	3-6		
1946	Charles Lantz	3-7		
1947	Charles Lantz	10-5	IIAC	1st
1948	Charles Lantz	13-4	IIAC	2nd
1949	Charles Lantz	10-7	IIAC	1st
1950	Charles Lantz	6-8	IIAC	3rd
1951	Henry Miller	10-5	IIAC	4th
1952	Charles Lantz	7-8	IIAC	4th
1953	Clifton White	11-3	IIAC	1st
1954	Clifton White	14-6	IIAC	T-2nd
1955	Clifton White	12-13	IIAC	6th
1956	Clifton White	8-16	IIAC	7th
1957	Bill Rogers	4-11	IIAC	7th
1958	Jack Kaley	7-13	IIAC	7th
1959	Jack Kaley	14-15	IIAC	T-3rd
1960	Jack Kaley	19-12	IIAC / 7-7	3rd
1961	Jack Kaley	18-11	IIAC / 11-6	2nd
1962	Jack Kaley	17-10	IIAC / 10-4	2nd

YEAR	COACH	ALL	CONFERENCE	FINISH
1963	Bill McCabe	15-10	IIAC / 6-6	T-2nd
1964	Bill McCabe	23-7	IIAC / 8-4	2nd
1965	Bill McCabe	15-8	IIAC / 5-5	T-2nd
1966	Ben Newcomb	9-17	IIAC / 3-7	3rd
1967	Bill McCabe	14-17	IIAC / 3-6	3rd
1968	Bill McCabe	18-7	IIAC / 3-4	2nd
1969	Bill McCabe	10-14	IIAC / 1-5	3rd
1970	Bill McCabe	13-20		
1971	Bill McCabe	25-12		
1972	Bill McCabe	19-11		
1973	Bill McCabe	27-13		3rd - College Division
1974	Bill McCabe	22-14		
1975	J. W. Sanders	25-15		College Division Regional
1976	J. W. Sanders	36-11		3rd - NCAA DII Regional
1977	J. W. Sanders	23-23		
1978	Tom McDevitt	27-19		5th - NCAA DII
1979	Tom McDevitt	20-18		
1980	Tom McDevitt	26-20		
1981	Tom McDevitt	36-14		2nd - NCAA DII
1982	Tom McDevitt	29-12		
1983	Tom McDevitt	22-12		
1984	Tom McDevitt	19-11		
1985	Tom McDevitt	33-14-1	MCC / 8-0	1st (Gray)
1986	Tom McDevitt	29-22-1	MCC / 4-7	3rd
1987	Tom McDevitt	31-22-1	MCC / 9-3	1st (Gray)
1988	Tom McDevitt	27-23	MCC / 6-6	2nd (Gray)
1989	Dan Callahan	31-19	MCC / 6-2	2nd (Gray)
1990	Dan Callahan	24-30	MCC / 4-7	2nd (Gray)
1991	Dan Callahan	27-32	MCC / 8-0	1st (West)
1992	Dan Callahan	24-30	MCC / 13-7	1st (West)
1993	Dan Callahan	23-23-1	MCC / 9-6-1	3rd
1994	Dan Callahan	24-24	MCC / 14-8	2nd
1995	Jim Schmitz	28-19	MCC / 15-5	1st (West)
1996	Jim Schmitz	25-22	MCC / 15-3	1st (West)
1997	Jim Schmitz	25-28	OVC / 13-11	4th
1998	Jim Schmitz	37-16	OVC / 17-6	1st
1999	Jim Schmitz	33-23	OVC / 17-7	1st
<b>OVC Tournament Champions &amp; NCAA Regional Qualifiers</b>				
2000	Jim Schmitz	22-33	OVC / 10-13	6th
2001	Jim Schmitz	35-20	OVC / 19-1	1st
2002	Jim Schmitz	25-26	OVC / 12-8	2nd
2003	Jim Schmitz	26-31	OVC / 8-12	6th
2004	Jim Schmitz	26-30	OVC / 17-9	2nd
2005	Jim Schmitz	17-39	OVC / 14-13	T-6th
2006	Jim Schmitz	31-24	OVC / 17-10	3rd
2007	Jim Schmitz	23-28	OVC / 12-15	7th
2008	Jim Schmitz	27-30	OVC / 13-13	4th
<b>OVC Tournament Champions &amp; NCAA Regional Qualifiers</b>				
2009	Jim Schmitz	31-19*	OVC / 13-5*	1st
2010	Jim Schmitz	18-35	OVC / 11-12	5th
2011	Jim Schmitz	18-33	OVC / 9-12	7th
2012	Jim Schmitz	29-29	OVC / 15-11	4th

\*Includes five losses by forfeiture after the season  
 ^Includes one loss by forfeiture after the season

**IIAC** - Interstate Intercollegiate Athletic Conference  
**AMCU** - Association of Mid-Continent Universities  
**MCC** - Mid-Continent Conference (formerly AMCU)  
**OVC** - Ohio Valley Conference



A.B. CROWE  
1904-11



CHARLES LANTZ  
1912-50; 1952




JACK KALEY  
1958-62




BILL McCABE  
1963-65; 1967-74




BEN NEWCOMB  
1966



J.W. SANDERS  
1975-77



TOM McDEVITT  
1978-88



DAN CALLAHAN  
1989-94



JIM SCHMITZ  
1995-Present

COACH	YEARS	TENURE	RECORD	WINNING %
A. B. Crowe	8	1904-11	32-17	65.3 %
Charles Lantz	39	1912-50; 1952	171-216	44.1 %
Henry Miller	1	1951	10-5	66.7 %
Clifton White	4	1953-56	45-38	54.2 %
Bill Rogers	1	1957	4-11	36.3 %
Jack Kaley	5	1958-62	75-61	55.1 %
Bill McCabe	11	1963-65; 1967-74	201-133	60.2 %

COACH	YEARS	TENURE	RECORD	WINNING %
Ben Newcomb	1	1966	9-17	34.6 %
J. W. Sanders	3	1975-77	84-49	63.1 %
Tom McDevitt	11	1978-88	299-187-3	61.6 %
Dan Callahan	6	1989-94	154-158-1	49.4 %
<b>JIM SCHMITZ</b>	<b>18</b>	<b>1995-Present</b>	<b>476-485</b>	<b>49.5 %</b>
<b>TOTALS</b>	<b>106</b>		<b>1560-1377-4</b>	<b>53.2%</b>

**OVC Regular-Season Titles: '98, '99, '01, '09 • OVC Tournament Titles: '99, '08**



# Mid-Con League Standings (1985-1996)

1984 STANDINGS	MC	Overall
Western Illinois	-	28-8-1
Eastern Illinois	-	19-11-0
Missouri State +	-	35-22-0
Valparaiso	-	26-20-1
Northern Iowa	-	12-18-0
Illinois-Chicago	-	19-35-0
Cleveland State	-	10-38-1
+ Mid-Con Tournament Champion		

1985 STANDINGS	MC	Overall
<b>Blue Division</b>		
Valparaiso	5-3	35-21-1
Cleveland State	4-4	23-30-2
Illinois-Chicago	3-5	28-41-1
<b>Gray Division</b>		
<b>EASTERN ILLINOIS</b>	8-0	33-14-1
Missouri State +	5-3	24-16-0
Western Illinois	7-5	25-14-1
Northern Iowa	0-12	15-32-0
+ Mid-Con Tournament Champion		

1986 STANDINGS	MC	Overall
<b>Blue Division</b>		
Cleveland State	7-4	23-24-0
Illinois-Chicago	6-6	26-26-0
Valparaiso	4-7	22-25-1
<b>Gray Division</b>		
Missouri State +	11-1	47-14-0
Western Illinois	6-6	19-22-0
<b>EASTERN ILLINOIS</b>	4-7	29-22-1
Northern Iowa	2-9	25-18-1
+ Mid-Con Tournament Champion		

1987 STANDINGS	MC	Overall
<b>Blue Division</b>		
Valparaiso	8-4	31-23-2
Cleveland State	5-5	20-17-2
Illinois-Chicago	3-7	23-27-0
<b>Gray Division</b>		
<b>EASTERN ILLINOIS</b>	9-3	31-22-1
Missouri State +	7-3	38-14-0
Western Illinois	3-7	20-18-0
Northern Iowa	3-9	26-21-0
+ Mid-Con Tournament Champion		

1988 STANDINGS	MC	Overall
<b>Blue Division</b>		
Valparaiso	6-5	14-40-0
Illinois-Chicago	6-6	27-29-0
Cleveland State	5-6	16-32-0
<b>Gray Division</b>		
Missouri State +	12-0	41-17-0
<b>EASTERN ILLINOIS</b>	6-6	27-23-0
Western Illinois	4-8	17-19-1
Northern Iowa	2-10	11-43-0
+ Mid-Con Tournament Champion		

1989 STANDINGS	MC	Overall
<b>Blue Division</b>		
Cleveland State	7-3	24-21-0
Illinois-Chicago	5-4	33-29-0
Valparaiso	3-8	14-32-1
<b>Gray Division</b>		
Missouri State +	8-2	41-10-0
<b>EASTERN ILLINOIS</b>	6-2	31-19-0
Western Illinois	3-7	20-18-0
Northern Iowa	1-7	13-27-0
+ Mid-Con Tournament Champion		

1990 STANDINGS	MC	Overall
<b>Blue Division</b>		
Illinois-Chicago +	8-3	33-24
Akron	7-5	25-29
Cleveland State	3-6	13-27
Valparaiso	3-7	20-35
<b>Gray Division</b>		
Missouri State	11-0	42-15
<b>EASTERN ILLINOIS</b>	4-7	24-30
Western Illinois	4-8	19-20
Northern Iowa	4-8	20-39
+ Mid-Con Tournament Champion		

1991 STANDINGS	MC	Overall
<b>Blue Division</b>		
Akron +	12-5	38-21-1
Illinois-Chicago	11-6	25-30-0
Valparaiso	7-8	20-39-2
Cleveland State	2-10	19-22-0
<b>Gray Division</b>		
<b>EASTERN ILLINOIS</b>	9-2	27-32-0
Western Illinois	5-5	21-23-0
Northern Iowa	1-9	13-44-0
+ Mid-Con Tournament Champion		

1992 STANDINGS	MC	Overall
<b>Blue Division</b>		
Wright State +	17-3	40-16
Akron	15-7	42-18
Youngstown State	6-16	13-29
Cleveland State	5-17	12-34
<b>Gray Division</b>		
<b>EASTERN ILLINOIS</b>	13-7	24-30
Western Illinois	11-9	16-31
Illinois-Chicago	12-10	23-27
Valparaiso	11-11	19-30
Northern Illinois	6-16	18-36
+ Mid-Con Tournament Champion		

1993 STANDINGS	MC	Overall
Wright State	17-3-0	39-15-0
Illinois-Chicago +	13-8-0	31-26-0
Eastern Illinois	9-6-1	23-23-1
Cleveland State	10-10-0	23-36-0
Valparaiso	8-12-0	12-39-1
Western Illinois	7-12-1	12-28-1
Northern Illinois	6-13-0	16-34-1
Youngstown State	5-11-0	20-26-0
Milwaukee	-	10-19-0
+ Mid-Con Tournament Champion		

1994 STANDINGS	MC	Overall
Wright State #	16-8	39-21
Eastern Illinois	14-8	24-24
Youngstown State	13-8	26-23
Illinois-Chicago	13-11	22-31
Western Illinois	10-12	21-21
Milwaukee	9-12	20-30
Northern Illinois	10-14	23-30
Valparaiso	9-15	20-35
Cleveland State	9-15	15-38
* no Mid-Con Tournament was held		
# NCAA Mideast Regional participant		

1995 STANDINGS	MC	Overall
<b>East Division</b>		
Youngstown State	16-4	37-17-0
Troy	13-6	27-23-1
Pace	10-10	21-26-1
Central Connecticut State	7-13	16-25-0
New York Tech	7-13	16-25-0
C.W. Post	6-13	18-29-0
<b>West Division</b>		
<b>EASTERN ILLINOIS</b>	15-5	28-19-0
Western Illinois +	12-10	21-21-1
Northeastern Illinois	12-12	17-35-0
Valparaiso	10-14	23-29-0
Chicago State	7-15	16-29-0
+ Mid-Con Tournament Champion		

1996 STANDINGS	MC	Overall
<b>East Division</b>		
Troy	16-2	41-13-0
Pace	10-10	20-28-0
Youngstown State	10-10	20-25-0
New York Tech	8-12	20-25-0
C.W. Post	7-11	15-24-1
Central Connecticut State	7-13	17-25-1
<b>West Division</b>		
<b>EASTERN ILLINOIS</b>	15-3	24-22-0
Northeastern Illinois +	12-12	31-29-0
Valparaiso	9-11	18-29-0
Western Illinois	9-13	14-27-0
Chicago State	7-13	20-28-1
+ Mid-Con Tournament Champion		



# All-Time OVC Standings (1997-present)



<b>1997 STANDINGS</b> Tennessee Tech + 17-7 39-23 Middle Tennessee 17-7 31-24 Austin Peay 14-10 28-31 <b>EASTERN ILLINOIS 13-11 25-28</b> Southeast Missouri 11-13 24-33 Morehead State 10-14 25-30 Eastern Kentucky 10-14 20-36 Murray State 8-16 24-30 UT Martin 8-16 15-30 + OVC Tournament Champion		<b>2002 STANDINGS</b> Southeast Missouri + 16-5 37-20 <b>EASTERN ILLINOIS 12-8 25-26</b> Austin Peay 12-9 30-27 Murray State 10-11 20-33 Tennessee Tech 9-11 29-27 Morehead State 9-11 29-27 Eastern Kentucky 9-11 15-40 UT Martin 4-15 18-33 + OVC Tournament Champion		<b>2007 STANDINGS</b> Austin Peay + 19-8 40-22 Jacksonville State 18-9 33-27 Southeast Missouri 16-10 32-24 Samford 14-13 32-28 Eastern Kentucky 12-12 24-29 Murray State 12-13 18-35 <b>EASTERN ILLINOIS 12-14 23-28</b> Tennessee Tech 12-15 26-28 Morehead State 9-18 16-36 UT Martin 7-19 19-36 + OVC Tournament Champion
<b>1998 STANDINGS</b> <b>EASTERN ILLINOIS 17-6 37-16</b> Southeast Missouri + 15-9 32-24 Tennessee Tech 14-10 28-24 Murray State 13-11 19-33 Morehead State 12-12 20-34 Middle Tennessee 9-14 17-33 Austin Peay 9-15 23-32 UT Martin 6-18 15-31 + OVC Tournament Champion		<b>2003 STANDINGS</b> Austin Peay 14-5 27-27 Southeast Missouri 14-6 31-20 Tennessee Tech 13-6 27-25 Murray State + 9-11 25-31 Eastern Kentucky 8-11 24-29 <b>EASTERN ILLINOIS 8-12 26-31</b> UT Martin 6-13 17-30 Morehead State 6-14 16-33 + OVC Tournament Champion		<b>2008 STANDINGS</b> Jacksonville State 23-4 37-21 Samford 19-7 33-23 Austin Peay 14-12 27-29 <b>EASTERN ILLINOIS + 13-13 27-30</b> Tennessee Tech 13-14 35-23 Southeast Missouri 12-13 26-26 Murray State 12-14 21-30 Eastern Kentucky 12-15 26-27 Morehead State 8-19 18-33 UT Martin 5-20 10-41 + OVC Tournament Champion
<b>1999 STANDINGS</b> <b>EASTERN ILLINOIS + 17-7 33-23</b> Southeast Missouri 15-8 27-27 Eastern Kentucky 14-10 35-25 Middle Tennessee 14-10 29-31 Austin Peay 13-10 29-27 Murray State 13-11 30-25 Morehead State 10-14 25-29 Tennessee Tech 7-17 17-36 UT Martin 4-10 15-40 + OVC Tournament Champion		<b>2004 STANDINGS</b> Austin Peay 20-7 35-21 <b>EASTERN ILLINOIS 17-9 26-30</b> Jacksonville State + 16-11 31-29 Eastern Kentucky 15-11 34-17 Southeast Missouri 15-11 29-28 Samford 15-12 25-33 Murray State 11-16 17-35 Tennessee Tech 10-16 15-31 UT Martin 7-20 16-38 Morehead State 7-20 14-40 + OVC Tournament Champion		<b>2009 STANDINGS</b> <b>EASTERN ILLINOIS * 13-5 31-19</b> Murray State 13-8 34-21 Morehead State 12-10 20-32 Southeast Missouri 12-11 26-25 Tennessee Tech + 10-11 31-24 Jacksonville State 10-13 31-26 Eastern Kentucky 10-13 27-24 UT Martin 10-14 21-30 Austin Peay 7-12 22-30 SIU Edwardsville - 15-39 + OVC Tournament Champion <i>* - Records include five losses (1 in OVC) by forfeiture after the season</i>
<b>2000 STANDINGS</b> Eastern Kentucky 18-6 30-27 Southeast Missouri 17-6 37-17 Middle Tennessee + 17-6 39-23 Austin Peay 14-10 32-27 Murray State 11-12 20-31 <b>EASTERN ILLINOIS 10-13 22-33</b> Tennessee Tech 9-14 27-29 Morehead State 7-17 24-29 UT Martin 2-21 10-40 + OVC Tournament Champion		<b>2005 STANDINGS</b> Jacksonville State 19-8 35-25 Austin Peay + 16-11 38-24 Morehead State 15-11 29-28 Murray State 15-12 28-31 Southeast Missouri 15-12 24-32 Eastern Kentucky 14-12 26-31 <b>EASTERN ILLINOIS 14-13 17-39</b> Samford 13-14 20-36 Tennessee Tech 6-20 13-42 UT Martin 6-20 12-43 + OVC Tournament Champion		<b>2010 STANDINGS</b> Tennessee Tech 14-6 31-25 Jacksonville State + 15-8 32-26 Murray State 12-8-1 28-28-1 Southeast Missouri 13-9 30-25 <b>EASTERN ILLINOIS 11-12 18-35</b> Eastern Kentucky 9-12 28-27 Austin Peay 8-13 28-25 Morehead State 6-12-1 24-25-1 UT Martin 8-16 24-31 SIU Edwardsville - 14-38 + OVC Tournament Champion
<b>2001 STANDINGS</b> <b>EASTERN ILLINOIS 19-1 35-20</b> Southeast Missouri 15-6 34-20 Tennessee Tech + 12-9 33-30 Murray State 10-11 28-26 Austin Peay 9-12 32-30 Eastern Kentucky 8-12 25-31 Morehead State 7-14 19-35 UT Martin 3-18 8-46 + OVC Tournament Champion		<b>2006 STANDINGS</b> Samford 21-6 34-25 Jacksonville State + 19-8 35-24 <b>EASTERN ILLINOIS 17-10 31-24</b> Eastern Kentucky 16-10 29-26 Austin Peay 14-13 32-27 Southeast Missouri 11-16 23-33 Tennessee Tech 11-16 18-36 Morehead State 8-18 17-36 Murray State 8-19 15-40 UT Martin 9-18 20-35 + OVC Tournament Champion		<b>2011 STANDINGS</b> Austin Peay+ 17-6 34-24 Southeast Missouri 14-8 34-22 Jacksonville State 14-9 36-23 Tennessee Tech 12-12 25-29 Eastern Kentucky 11-13 21-36 UT Martin 10-13 20-36 <b>EASTERN ILLINOIS 9-12 18-33</b> Murray State 9-13 19-32 Morehead State 6-16 10-39 SIU Edwardsville - 28-24 + OVC Tournament Champion



## All-Time OVC Standings (1997-present)

2012 STANDINGS	OVC	Overall
Austin Peay +	19-7	40-24
Eastern Kentucky	19-7	31-23
Jacksonville State	17-10	28-30
<b>EASTERN ILLINOIS</b>	<b>15-11</b>	<b>29-29</b>
Morehead State	13-14	28-27
SIUE	13-14	27-28
Southeast Missouri	12-15	23-36
Tennessee Tech	10-16	21-32
Murray State	8-19	23-33
UT Martin	7-20	13-41

+ OVC Tournament Champion

# Yearly Results



## 1960: 19-12, 7-7 IIAC (3RD)

W	9	2	Indiana State
L	0	3	Indiana State
W	26	6	Lincoln College
W	4	1	Lincoln College
W	17	3	Greenville College
W	13	10	Anderson College (Ind.)
W	8	1	Anderson College (Ind.)
W	2	0	Lewis
W	1	0	Lewis
L	1	2	* Western Illinois
L	2	6	* Western Illinois
W	9	0	* Western Illinois
L	5	6	Millikin
W	6	1	Millikin
L	1	3	UIC-Navy Pier
W	11	4	UIC-Navy Pier
W	10	3	* Illinois State
W	8	7	* Illinois State
W	6	3	* Illinois State
W	12	0	* Eastern Michigan
W	6	4	Illinois Wesleyan
L	4	10	* Central Michigan
W	9	8	* Central Michigan
W	8	5	Washington-St. Louis
L	3	8	Washington-St. Louis
L	2	3	Illinois
W	8	3	* Southern Illinois
L	2	3	* Southern Illinois
L	2	5	* Northern Illinois
L	1	3	* Northern Illinois
L	3	14	* Northern Illinois

\* IIAC Game

## 1961: 18-11, 11-6 IIAC (2ND)

W	8	6	Indiana State
L	6	11	Indiana State
W	24	2	Greenville College
W	4	3	UIC-Navy Pier
W	5	0	UIC-Navy Pier
L	3	4	Washington-St. Louis
W	3	0	Washington-St. Louis
L	2	3	Illinois Wesleyan
L	3	9	* Illinois State
W	7	0	* Illinois State
L	4	8	* Illinois State
L	3	8	Bradley
W	7	0	* Eastern Michigan
W	9	4	* Eastern Michigan
W	3	1	* Eastern Michigan
L	1	3	* Central Michigan
W	13	6	* Central Michigan
W	9	0	Illinois
L	2	7	Lewis
W	9	8	Lewis
W	4	0	* Southern Illinois
L	0	5	* Southern Illinois
L	2	7	* Southern Illinois
W	9	8	* Northern Illinois
W	3	0	* Northern Illinois
W	6	2	* Northern Illinois
W	12	5	* Western Illinois
L	4	5	* Western Illinois
W	6	2	* Western Illinois

\* IIAC Game

## 1962: 17-10, 10-4 IIAC (2ND)

W	10	2	Indiana State
W	2	1	Indiana State
W	12	4	Hope College (Mich.)
L	6	7	Illinois
L	1	3	Illinois
L	5	7	Illinois Wesleyan
W	9	1	* Eastern Michigan
W	6	1	* Eastern Michigan
L	5	13	* Central Michigan

W	2	1	* Central Michigan
W	15	6	* Central Michigan
W	16	9	Indiana State
L	4	5	Indiana State
W	6	0	Millikin
W	8	0	Millikin
W	4	0	Washington-St. Louis
L	0	6	* Southern Illinois
L	0	9	* Southern Illinois
L	3	8	* Southern Illinois
L	0	1	Lewis
L	0	2	Lewis
W	4	0	* Western Illinois
W	13	6	* Western Illinois
W	6	5	* Western Illinois
W	5	4	* Illinois State
W	4	3	* Illinois State
W	3	1	* Illinois State

\* IIAC Game

## 1963: 17-10, 6-6 IIAC (T-2ND)

W	9	3	Millikin
W	7	0	Millikin
L	0	8	Illinois Wesleyan
L	0	8	Illinois Wesleyan
W	3	2	Quincy
W	3	1	Quincy
W	7	6	Univ. of Indianapolis
W	15	3	Lewis
L	4	6	Lewis
L	0	1	Bradley
L	9	10	Bradley
W	6	2	Indiana State
W	4	3	Indiana State
W	11	1	* Western Illinois
L	5	10	* Western Illinois
W	9	3	* Western Illinois
L	0	1	* Northern Illinois
L	1	3	* Northern Illinois
W	9	5	* Northern Illinois
L	1	2	* Central Michigan
L	2	7	* Central Michigan
W	6	3	* Central Michigan
L	1	5	* Illinois State
W	4	3	* Illinois State
W	2	0	* Illinois State

\* IIAC Game

## 1964: 23-7, 8-4 IIAC (2ND)

W	17	3	Illinois-Chicago
W	10	4	Illinois-Chicago
W	5	2	Indiana State
W	3	0	Indiana State
W	15	2	Univ. of Indianapolis
W	4	3	Univ. of Indianapolis
W	8	2	Quincy
W	2	1	Quincy
W	9	1	Millikin
W	3	2	Millikin
W	9	8	Washington-St. Louis
W	5	2	Washington-St. Louis
W	11	1	Carthage (Wis.)
L	0	1	Carthage (Wis.)
W	6	0	* Western Illinois
L	3	9	* Western Illinois
L	4	9	* Western Illinois
L	0	4	Lewis
W	4	1	Lewis
L	0	1	* Northern Illinois
W	6	1	* Northern Illinois
L	1	2	* Northern Illinois
W	3	1	* Central Michigan
W	9	8	* Central Michigan
W	2	1	* Central Michigan
W	5	1	* Illinois State
W	11	0	* Illinois State
W	8	2	* Illinois State

L	1	3	+ Sam Houston State
L	9	10	+ Mayville State (N.D.)

\* IIAC Game

+ NAIA World Series

## 1965: 15-8, 5-5 IIAC (T-2ND)

W	16	1	Carthage (Wis.)
W	19	7	Carthage (Wis.)
W	10	4	Carthage (Wis.)
W	7	6	Univ. of Indianapolis
W	6	2	Univ. of Indianapolis
W	5	0	Illinois
W	5	3	Illinois Benedictine
L	3	4	Illinois Benedictine
W	9	2	* Illinois State
L	3	19	Washington-St. Louis
W	19	3	Wisconsin-Milwaukee
W	14	3	Wisconsin-Milwaukee
W	6	2	Millikin
L	3	6	* Western Illinois
L	0	8	* Western Illinois
W	3	2	* Western Illinois
L	2	3	Illinois
L	3	12	* Northern Illinois
W	6	4	* Northern Illinois
W	3	0	* Northern Illinois
L	1	7	* Central Michigan
L	7	8	* Central Michigan
W	4	2	* Central Michigan

\* IIAC Game

## 1966: 9-17, 3-7 IIAC (3RD)

L	2	3	Univ. of Indianapolis
L	2	3	Univ. of Indianapolis
L	4	8	Illinois
W	5	2	Lewis
L	4	6	Lewis
L	2	5	Illinois Benedictine
W	5	3	Illinois Benedictine
W	3	2	Illinois Benedictine
L	1	4	* Northern Illinois
L	1	4	Indiana State
L	4	12	Indiana State
L	0	1	* Central Michigan
L	0	2	* Central Michigan
W	3	2	* Central Michigan
L	1	2	Illinois Wesleyan
L	2	4	Illinois Wesleyan
L	8	10	* Illinois State
L	0	2	* Illinois State
L	6	7	* Illinois State
W	4	1	Millikin
W	5	0	Wisconsin-Milwaukee
L	3	4	Wisconsin-Milwaukee
W	2	1	Wisconsin-Milwaukee
W	8	3	* Western Illinois
L	0	2	* Western Illinois
W	15	5	* Western Illinois

\* IIAC Game

## 1967: 14-17, 3-6 IIAC (3RD)

W	4	0	St. Mary's (Minn.)
W	2	0	Univ. of Indianapolis
W	1	0	Univ. of Indianapolis
L	2	5	Illinois
L	2	3	Illinois
W	2	1	Illinois
W	3	2	Indiana State
W	4	3	Indiana State
L	0	14	Southern Illinois
L	3	6	* Western Illinois
L	3	6	Arkansas State
L	1	2	Illinois-Chicago
L	4	7	Illinois
L	0	2	Lewis
W	4	3	Lewis
W	8	2	Millikin





# Yearly Results

L	5	6	Eastern Michigan
L	1	3	Eastern Michigan
L	1	3	Eastern Michigan
L	2	4	Illinois Wesleyan
W	3	0	Illinois Wesleyan
W	2	1	* Central Michigan
L	1	2	* Central Michigan
L	3	11	* Central Michigan
W	3	2	Greenville College
W	18	2	Greenville College
W	10	9	* Illinois State
L	1	3	* Illinois State
L	3	8	* Illinois State
W	3	2	* Western Illinois
L	6	15	* Western Illinois

\* IAC Game

## 1968: 18-7, 4-3 IAC (2nd)

W	2	0	Univ. of Indianapolis
W	4	1	Univ. of Indianapolis
L	3	4	Illinois Benedictine
W	4	0	Illinois Benedictine
W	2	1	Wisconsin-Whitewater
W	5	1	Wisconsin-Whitewater
W	2	0	Lewis
L	1	3	Lewis
L	1	3	Illinois-Chicago
W	8	2	Illinois-Chicago
W	21	1	Millikin
L	3	5	* Western Illinois
L	3	5	* Western Illinois
W	4	1	* Western Illinois
W	10	3	Wisconsin-Milwaukee
W	8	6	Wisconsin-Milwaukee
W	15	6	Wisconsin-Milwaukee
W	1	0	Greenville College
W	5	4	* Central Michigan
L	4	8	Illinois
W	4	1	Indiana State
W	5	2	Indiana State
L	1	5	* Illinois State
L	1	2	* Illinois State
W	4	3	* Illinois State

\* IAC Game

## 1969: 10-14, 1-5 IAC (3rd)

L	0	1	Univ. of Indianapolis
L	0	1	Univ. of Indianapolis
L	1	2	St. Norbert (Wis.)
W	3	2	St. Norbert (Wis.)
W	12	8	Indiana State
W	11	8	Indiana State
W	3	2	St. Mary's (Minn.)
W	5	2	St. Mary's (Minn.)
W	2	0	Millikin
L	0	8	Lewis
L	1	7	Lewis
W	2	1	Illinois Benedictine
W	7	2	Illinois Benedictine
L	3	7	Illinois Wesleyan
L	0	1	* Western Illinois
L	3	7	* Western Illinois
L	3	5	* Western Illinois
L	4	5	Wisconsin-Milwaukee
W	4	3	Wisconsin-Milwaukee
W	6	4	* Central Michigan
L	0	7	* Central Michigan
L	0	3	* Central Michigan
L	3	5	Bradley
L	0	3	Bradley

\* IAC Game

## 1970: 13-20

W	4	2	Univ. of Indianapolis
L	1	2	Univ. of Indianapolis
L	1	3	Wisconsin-Milwaukee
L	3	10	Wisconsin-Milwaukee
W	6	1	Wisconsin-Milwaukee
W	4	3	Indiana State
W	6	1	Indiana State
L	4	9	Saint Louis
L	3	8	Saint Louis
L	0	4	Illinois-Chicago
W	7	0	Illinois-Chicago
W	2	1	Millikin
W	7	1	Millikin
L	1	6	Illinois State
L	4	7	Illinois State
L	3	7	Illinois State
W	3	1	Illinois Wesleyan
L	2	5	Washington-St. Louis
W	1	0	Washington-St. Louis
L	6	10	Illinois
L	1	3	Illinois
W	4	3	McKendree
W	6	3	McKendree
L	3	6	Western Illinois
L	2	9	Western Illinois
L	0	6	Western Illinois
W	5	2	Bradley
L	1	2	Bradley
L	0	8	Northern Illinois
L	0	16	Northern Illinois
L	0	6	Central Michigan
W	5	3	Central Michigan
L	1	10	Central Michigan

## 1971: 25-12

W	5	1	Univ. of Indianapolis
L	4	5	Univ. of Indianapolis
W	8	2	Wisconsin-Milwaukee
W	13	5	Wisconsin-Milwaukee
L	1	5	Wisconsin-Milwaukee
W	8	0	Wisconsin-Stevens Point
W	5	3	Wisconsin-Stevens Point
W	3	0	Wisconsin-Stevens Point
L	0	4	Wisconsin-Stevens Point
L	7	10	Illinois State
L	2	5	Illinois-Chicago
W	4	1	Illinois-Chicago
W	5	2	Taylor University (Ind.)
W	2	1	Taylor University (Ind.)
W	3	1	Indiana State
L	2	5	Indiana State
L	3	9	Saint Louis
W	3	0	Saint Louis
W	6	3	McKendree
W	3	2	McKendree
W	9	0	Washington-St. Louis
W	6	2	Washington-St. Louis
W	7	6	Illinois
W	7	0	Illinois
W	4	3	Western Illinois
L	0	3	Western Illinois
W	3	2	Western Illinois
W	4	0	Marian College (Ind.)
W	3	2	Marian College (Ind.)
L	10	11	Bradley
W	8	2	Bradley
W	1	0	Bradley
L	3	4	Wabash College
W	6	2	+ Illinois Benedictine
L	7	8	+ Lewis
W	11	0	+ Illinois Benedictine
L	1	7	+ Lewis

+ NAIA District 20 Tournament (Runner-up)

## 1972: 19-11

W	8	1	Univ. of Indianapolis
W	7	0	Univ. of Indianapolis
W	3	0	Wisconsin-Milwaukee
L	3	4	Wisconsin-Milwaukee
W	6	0	St. Mary's (Minn.)
W	5	0	St. Mary's (Minn.)
W	6	1	Indiana State
L	2	3	Indiana State
L	3	7	Indiana State
L	5	7	Indiana State
W	9	8	Illinois-Chicago
W	13	1	Illinois-Chicago
W	17	3	Taylor University (Ind.)
W	14	10	Taylor University (Ind.)
L	0	3	Illinois Wesleyan
W	14	0	Illinois-Springfield
L	4	5	Illinois
W	3	2	Illinois
L	3	10	Western Illinois
L	1	4	Western Illinois
L	3	4	Western Illinois
W	7	1	Bradley
W	6	5	Bradley
W	4	0	Marian College (Ind.)
W	6	1	Marian College (Ind.)
W	2	1	+ Illinois Benedictine
W	5	3	+ Illinois Benedictine
L	2	3	+ Lewis
W	5	3	+ Lewis
L	4	6	+ Lewis

+ NAIA District 20 Tournament (Runner-up)

## 1973: 27-13

W	8	1	Wisconsin-Milwaukee
L	0	2	Illinois Wesleyan
W	12	1	Southern Indiana
W	17	3	Southern Indiana
W	10	3	Indiana State
W	11	1	Indiana State
W	8	2	Indiana State
L	2	9	Indiana State
L	7	9	Bradley
W	10	4	Bradley
W	3	2	Bradley
L	0	2	Quincy
W	10	4	Missouri-St. Louis
W	7	2	Greenville College
W	11	0	Greenville College
W	4	3	Taylor University (Ind.)
W	6	2	Taylor University (Ind.)
W	4	3	McKendree
W	8	5	McKendree
W	4	2	Marian College (Ind.)
L	5	6	Marian College (Ind.)
L	3	4	Illinois
L	2	6	Illinois
W	2	1	Western Illinois
W	3	1	Western Illinois
L	2	5	Western Illinois
L	3	4	Southern Illinois
L	2	9	Southern Illinois
W	12	0	Illinois-Chicago
L	3	4	Illinois-Chicago
W	16	2	Illinois State
W	5	4	Illinois State
W	7	6	+ Univ. of Indianapolis
W	6	2	+ Cleveland State
W	9	8	+ SIU Edwardsville
W	7	2	+ Marietta College (Ohio)
W	9	2	\$ Florida Southern
L	2	6	\$ California-Irvine
W	7	4	\$ Missouri-St. Louis
L	2	3	\$ Ithaca College (N.Y.)

+ NCAA College Division Mid-east Regional

\$ NCAA College Division World Series (3rd)

# Yearly Results



## 1974: 22-14

W	4	1	Univ. of Indianapolis
W	6	1	Univ. of Indianapolis
L	8	9	Illinois Wesleyan
W	5	4	Indiana State
W	5	0	Indiana State
L	0	3	Southern Indiana
L	3	4	Southern Indiana
W	10	3	Greenville College
W	5	3	St. Mary's (Minn.)
W	3	0	St. Mary's (Minn.)
W	4	0	St. Mary's (Minn.)
W	12	2	Bradley
W	3	2	Bradley
W	10	2	Indiana State
L	3	5	Indiana State
L	2	6	SIU Edwardsville
L	1	3	SIU Edwardsville
W	2	1	Illinois-Chicago
W	5	4	Illinois-Chicago
W	2	1	Taylor University (Ind.)
L	0	1	Taylor University (Ind.)
W	5	2	Marian College (Ind.)
W	7	6	Marian College (Ind.)
W	1	0	% Lewis
L	5	9	% McKendree
W	9	0	% Quincy
W	9	3	Illinois
L	3	4	Illinois
W	9	2	North Central
L	2	3	Western Illinois
L	1	4	Western Illinois
W	4	1	Western Illinois
L	0	4	Southern Illinois
L	0	1	Southern Illinois
L	3	4	Illinois State
W	6	3	Illinois State
			% Quincy Tournament

## 1975: 25-15

W	3	0	# Lamar
W	6	1	# Indiana State
W	2	1	# Sam Houston State
W	8	2	# Bemidji State
L	2	6	# Lamar
L	3	5	# Missouri-St. Louis
W	5	1	# Indiana State
W	11	4	Indiana State
W	8	3	Indiana State
L	4	8	Illinois State
W	20	10	Illinois State
W	8	2	Illinois State
W	3	0	Illinois State
W	7	0	Millikin
W	10	0	Millikin
W	11	1	Southern Indiana
W	6	2	Southern Indiana
L	1	5	Bradley
L	0	7	Bradley
L	4	10	Indiana State
W	8	4	Indiana State
W	3	0	SIU Edwardsville
L	0	2	SIU Edwardsville
L	3	4	% Missouri-St. Louis
L	2	5	% McKendree
W	10	4	% Quincy
W	9	0	Taylor University (Ind.)
W	7	1	Taylor University (Ind.)
W	6	5	Univ. of Indianapolis
W	10	0	Univ. of Indianapolis
W	2	0	North Central
W	2	1	North Central
W	4	3	Western Illinois
L	2	4	Western Illinois
L	0	5	Southern Illinois
L	0	6	Southern Illinois
L	0	4	Missouri-St. Louis
W	5	4	Missouri-St. Louis

L	6	7	+ Wright State
L	0	7	+ Marietta College (Ohio)
			# Galveston Island (Texas) Tournament
			% Quincy Tournament
			+ NCAA Division II Mideast Regional

## 1976: 36-11

W	6	4	New Orleans
W	10	7	Southwest Louisiana
W	4	3	New Orleans
L	7	12	New Orleans
W	2	1	# Nebraska-Omaha
W	10	2	# Missouri-St. Louis
W	3	1	# Saint Louis
L	0	5	# Saint Louis
W	7	1	# South Dakota
L	9	10	# SIU Edwardsville
W	9	3	Indiana State
W	7	4	Indiana State
W	4	3	Illinois State
W	7	0	Illinois State
W	8	6	Illinois State
W	9	7	Illinois State
W	8	2	North Central
W	7	6	North Central
W	9	3	Evansville
W	9	5	Evansville
W	7	0	Southern Indiana
W	4	2	Southern Indiana
W	18	3	Indiana State
L	9	10	Indiana State
L	3	5	Univ. of Indianapolis
W	5	1	Univ. of Indianapolis
W	12	7	Millikin
W	1	0	Millikin
W	1	0	Illinois Wesleyan
W	5	4	Illinois-Chicago
W	8	2	Illinois-Chicago
W	4	3	Bradley
L	5	13	Bradley
W	7	0	Saint Joseph's (Ind.)
W	5	2	Saint Joseph's (Ind.)
L	4	5	Western Illinois
W	9	6	Western Illinois
W	2	0	Western Illinois
W	19	3	Western Illinois
L	4	15	Southern Illinois
L	2	15	Southern Illinois
W	3	1	Missouri-St. Louis
W	6	1	Missouri-St. Louis
L	1	3	+ Valparaiso
W	11	7	+ Evansville
W	3	2	+ Valparaiso
L	4	7	+ Wright State
			# Galveston Island (Texas) Tournament
			+ NCAA Division II Mideast Regional (3rd)

## 1977: 23-23

L	3	4	at Louisiana Tech
W	3	1	at Louisiana Tech
L	1	2	at Louisiana Tech
L	3	9	at Louisiana Tech
L	1	8	at South Alabama
L	2	7	at South Alabama
L	5	12	at Southeastern Louisiana
L	0	5	at New Orleans
L	0	1	at New Orleans
L	7	8	at Tulane
L	2	8	at Tulane
L	4	6	at Tulane
L	4	9	at Tulane
W	8	3	Northeastern Illinois
L	3	7	Northeastern Illinois
W	4	2	Wisconsin-Whitewater
W	14	0	Wisconsin-Whitewater
W	7	3	at Indiana State
L	1	2	at Indiana State
W	1	0	Evansville

L	2	3	Evansville
W	8	2	Southern Indiana
W	2	1	Southern Indiana
W	1	0	Indiana State
L	1	6	Indiana State
W	17	3	Univ. of Indianapolis
W	5	0	Univ. of Indianapolis
L	1	2	at Illinois State
W	2	1	at Illinois State
W	4	2	at Illinois-Chicago
W	3	2	at Saint Joseph's (Ind.)
L	6	10	at Saint Joseph's (Ind.)
W	4	3	at Bradley
W	8	3	at Bradley
W	6	4	SIU Edwardsville
L	4	10	SIU Edwardsville
L	7	15	SIU Edwardsville
W	2	0	North Central
W	13	3	North Central
L	4	14	at Illinois Wesleyan
W	4	2	Western Illinois
W	4	0	Western Illinois
L	1	9	Western Illinois
W	5	1	Western Illinois
L	2	4	at Southern Illinois
L	1	4	at Southern Illinois

## 1978: 27-19 • FIFTH PLACE IN DII

L	2	3	Evansville
W	6	5	Evansville
L	8	11	Western Kentucky
W	5	1	Western Kentucky
W	10	4	Western Kentucky
W	4	2	Austin Peay
W	3	1	Austin Peay
L	3	4	Tennessee Tech
L	3	6	Tennessee Tech
L	0	2	Middle Tennessee
L	0	1	Middle Tennessee
W	6	1	Middle Tennessee
L	9	10	Middle Tennessee
W	8	2	Bellarmine (Ky.)
W	8	0	Bellarmine (Ky.)
W	5	2	North Central
L	2	3	North Central
W	10	4	Indiana State
W	7	6	Indiana State
W	7	2	Illinois-Chicago
W	8	6	Illinois-Chicago
W	10	6	Millikin
W	6	0	Millikin
L	1	2	Bradley
W	4	3	Bradley
L	2	3	SIU Edwardsville
L	0	3	SIU Edwardsville
W	11	4	SIU Edwardsville
W	3	2	SIU Edwardsville
L	2	14	Illinois State
W	5	4	Illinois State
L	2	3	Western Illinois
L	0	1	Western Illinois
L	2	4	Western Illinois
W	10	1	Western Illinois
L	2	8	Southern Illinois
W	4	3	Southern Illinois
W	16	4	Saint Joseph's (Ind.)
W	7	3	+ Univ. of Indianapolis
L	8	9	+ Western Illinois
W	3	2	+ Wright State
W	9	6	+ Western Illinois
W	6	1	+ Western Illinois
L	6	15	\$ Univ. of San Diego
W	21	11	\$ Missouri State
L	9	11	\$ Valdosta State (Ga.)
			+ NCAA Division II Great Lakes Regional
			\$ NCAA Division II World Series (5th)



# Yearly Results

## 1979: 20-18

Two losses by forfeiture after the season

L	3	8	Arkansas-Little Rock
W	14	0	Arkansas-Little Rock
L	1	6	Christian Brothers (Tenn.)
L	1	5	Austin Peay
W	10	9	Austin Peay
L	0	4	Western Kentucky
L	1	7	Western Kentucky
L	4	9	Western Kentucky
L	3	9	Illinois Wesleyan
W	4	3	St. Mary's (Minn.)
W	1	0	St. Mary's (Minn.)
L	7	8	Illinois State
W	8	3	Illinois State
W	12	3	Illinois-Chicago
W	13	1	Illinois-Chicago
W	8	6	Indiana Central
L	11	16	Indiana Central
W	2	1	Bradley
W	9	8	Bradley
L	6	13	Indiana State
L	3	6	Indiana State
W	4	2	SIU Edwardsville
L	0	4	SIU Edwardsville
L	2	3	SIU Edwardsville
W	2	0	SIU Edwardsville
W	4	1	Western Illinois
W	3	1	Western Illinois
W	1	0	Western Illinois
W	2	0	Western Illinois
W	8	0	Millikin
W	13	2	Millikin
L	16	17	Missouri-St. Louis
L	4	8	Missouri-St. Louis
W	2	1	Evansville
W	11	2	Evansville
W	6	4	Bellarmino (Ky.)
W	8	3	Bellarmino (Ky.)
L	3	6	Southern Indiana

## 1980: 26-20

L	2	8	Evansville
W	8	2	Evansville
W	11	0	Kentucky Wesleyan
W	5	4	Kentucky Wesleyan
W	6	1	Cleveland State
L	3	12	MacMurray
W	9	2	Cleveland State
L	9	10	Florida State
L	4	5	Troy State
L	1	14	Troy State
L	8	10	Troy State
L	4	5	Troy State
W	5	3	Troy State
W	5	3	Bellarmino (Ky.)
L	3	7	Bellarmino (Ky.)
L	6	11	Illinois State
W	10	5	Illinois State
W	5	4	Illinois State
L	6	12	Illinois State
L	3	5	SIU Edwardsville
W	5	2	SIU Edwardsville
W	6	2	SIU Edwardsville
W	8	3	SIU Edwardsville
L	5	6	Illinois
W	14	13	Illinois
L	7	10	Western Illinois
L	2	4	Western Illinois
L	2	7	Western Illinois
W	13	1	Millikin
W	3	2	Millikin
L	0	11	Southern Illinois
L	4	5	Southern Illinois
W	10	2	Illinois-Chicago
W	7	0	Illinois-Chicago

W	5	0	Missouri-St. Louis
W	5	0	Missouri-St. Louis
W	11	3	Kentucky Wesleyan
W	10	0	Kentucky Wesleyan
W	9	5	Univ. of Indianapolis
W	9	2	Univ. of Indianapolis
W	18	7	Saint Joseph's (Ind.)
L	2	5	Saint Joseph's (Ind.)
W	4	1	Bradley
L	3	10	Bradley

## 1981: 36-14 • DII NATIONAL RUNNER-UP

W	15	3	Evansville
L	7	8	Evansville
W	4	0	Wright State
L	5	8	Otterbein (Ohio)
W	9	3	UT Martin
W	4	3	Wright State
L	1	4	Cleveland State
W	3	2	Otterbein (Ohio)
W	7	1	Kentucky Wesleyan
L	9	11	Missouri-St. Louis
W	9	7	Missouri-St. Louis
W	16	13	Evansville
W	14	3	Evansville
W	4	2	Southern Indiana
W	8	0	Southern Indiana
W	16	0	Rose-Hulman (Ind.)
W	8	2	Rose-Hulman (Ind.)
W	6	0	Saint Joseph's (Ind.)
W	12	2	Greenville College
W	24	5	Greenville College
L	6	10	Indiana State
L	4	7	Indiana State
L	4	8	Illinois Wesleyan
W	8	2	SIU Edwardsville
W	8	7	SIU Edwardsville
W	6	5	Millikin
W	5	4	Millikin
W	5	3	Western Illinois
W	5	4	Western Illinois
W	11	3	Western Illinois
W	8	2	Western Illinois
W	4	3	Southern Illinois
L	5	7	Southern Illinois
L	8	9	Bradley
W	18	6	Bradley
W	11	4	Kentucky Wesleyan
W	11	1	Kentucky Wesleyan
L	4	14	+ Lewis
W	9	2	+ Central Missouri
W	7	5	+ Lewis
W	8	5	+ Nebraska-Omaha
W	14	7	+ Nebraska-Omaha
L	3	12	\$ Troy State
W	7	5	\$ Le Moyne (N.Y.)
W	8	3	\$ Troy State
W	3	2	\$ Cal State-Northridge
L	0	9	\$ Florida Southern
+ NCAA Division II Great Lakes Regional			
\$ NCAA Division II World Series (Runner-up)			

## 1982: 29-12

W	7	5	at Evansville
W	8	6	at Evansville
W	6	3	vs Lawrence Univ. (Wis.)
W	8	5	vs Otterbein (Ohio)
W	2	1	vs Tennessee Tech
W	10	1	vs Otterbein (Ohio)
W	7	3	vs Otterbein (Ohio)
W	7	3	vs Otterbein (Ohio)
L	0	3	at Troy State
W	10	4	at Troy State
W	8	4	at Troy State
L	9	10	at Murray State
W	12	4	vs North Dakota
L	2	8	at Murray State

W	16	2	at Southern Indiana
W	10	1	at Southern Indiana
W	10	1	at Southern Indiana
L	1	2	at Southern Indiana
W	7	3	Missouri-St. Louis
L	2	8	Missouri-St. Louis
L	0	3	at Purdue
W	8	2	at Purdue
L	4	11	at Illinois
W	3	1	at Indiana State
L	1	2	at Indiana State
L	3	5	at SIU Edwardsville
L	6	9	at SIU Edwardsville
W	11	3	at SIU Edwardsville
W	13	3	at SIU Edwardsville
W	10	0	at Rose-Hulman (Ind.)
W	11	5	at Rose-Hulman (Ind.)
W	9	4	at Illinois State
W	7	6	at Illinois State
W	12	9	at Western Illinois
W	17	8	at Western Illinois
W	10	7	at Western Illinois
W	9	2	Millikin
L	1	7	Illinois
W	8	5	at Southern Illinois
W	7	0	at Southern Illinois
L	1	4	Illinois Wesleyan

## 1983: 22-12

W	11	2	at Indiana
W	12	7	at Indiana
W	6	4	at Arkansas State
W	9	2	at Arkansas State
W	17	9	at Arkansas State
L	4	9	at Memphis
W	2	0	at Memphis
L	5	6	at Memphis
L	1	10	at Memphis
L	3	9	at Memphis
L	2	6	at Murray State
W	7	5	at Illinois State
L	6	9	at Illinois State
L	3	9	at Illinois
W	2	1	SIU Edwardsville
W	4	1	SIU Edwardsville
L	3	6	SIU Edwardsville
W	18	3	Rose-Hulman (Ind.)
W	8	3	Rose-Hulman (Ind.)
L	4	7	Western Illinois
W	26	5	Western Illinois
W	11	9	Western Illinois
W	6	3	Western Illinois
W	3	2	Illinois
L	5	13	Southern Illinois
W	9	0	Southern Illinois
W	21	5	at Illinois Wesleyan
L	7	8	at Missouri-St. Louis
L	5	11	at Missouri-St. Louis
W	19	0	at Greenville College
W	22	0	at Greenville College
W	8	2	at Millikin
W	12	0	at Millikin



# Yearly Results



<b>1984: 19-11</b>		
L	0	6 at Arkansas
L	2	16 at Arkansas
W	10	3 at Northeastern Oklahoma
W	3	2 at Northeastern Oklahoma
W	15	10 at Missouri State
W	12	8 at Missouri State
L	5	6 at Missouri State
<b>W</b>	<b>8</b>	<b>0 Southern Indiana</b>
<b>L</b>	<b>11</b>	<b>12 Southern Indiana</b>
W	5	0 Purdue
W	4	3 Purdue
L	6	9 at Illinois
<b>W</b>	<b>5</b>	<b>4 Indiana State</b>
<b>W</b>	<b>7</b>	<b>4 Indiana State</b>
L	2	4 at SIU Edwardsville
W	6	4 at SIU Edwardsville
<b>L</b>	<b>0</b>	<b>11 Illinois State</b>
<b>L</b>	<b>6</b>	<b>9 Illinois State</b>
W	12	0 at Western Illinois
<b>W</b>	<b>16</b>	<b>13 Illinois</b>
W	4	1 at Southern Illinois
L	4	6 at Southern Illinois
W	9	3 at Northern Iowa
<b>W</b>	<b>5</b>	<b>3 Greenville College</b>
W	5	3 + vs Missouri State
W	9	1 + vs Valparaiso
L	6	8 + vs Northern Iowa
L	0	1 + vs Missouri State
W	4	3 Purdue
+ Mid-Continent Conf. Tournament (Chicago)		

<b>1985: 33-14-1, 8-0 MID-CON (1ST GRAY)</b>		
<b>W</b>	<b>17</b>	<b>0 MacMurray</b>
<b>W</b>	<b>13</b>	<b>0 MacMurray</b>
<b>W</b>	<b>10</b>	<b>1 Evansville</b>
<b>W</b>	<b>5</b>	<b>4 Evansville</b>
W	11	8 vs Wright State
T	2	2 vs Brooklyn College
W	5	0 vs Brooklyn College
W	8	7 vs Otterbein (Ohio)
W	10	1 vs Otterbein (Ohio)
L	1	4 vs Otterbein (Ohio)
W	6	4 vs Tennessee Tech
L	8	9 at Troy State
W	7	5 at Troy State
L	2	3 at Troy State
L	3	10 at Troy State
<b>W</b>	<b>3</b>	<b>0 IUPUI</b>
<b>W</b>	<b>3</b>	<b>1 IUPUI</b>
<b>L</b>	<b>2</b>	<b>6 Indiana</b>
<b>W</b>	<b>8</b>	<b>6 Indiana</b>
W	10	0 at Purdue
W	10	9 at Purdue
W	12	3 at Purdue
L	5	6 at Purdue
W	8	2 at Illinois
L	5	10 at Indiana State
L	6	7 at Indiana State
<b>W</b>	<b>9</b>	<b>2 SIU Edwardsville</b>
<b>L</b>	<b>0</b>	<b>2 SIU Edwardsville</b>
W	7	4 at Bradley
L	4	5 at Bradley
L	2	4 at Illinois State
W	4	2 at Illinois State
<b>W</b>	<b>5</b>	<b>3 * Western Illinois</b>
<b>W</b>	<b>8</b>	<b>7 * Western Illinois</b>
<b>W</b>	<b>6</b>	<b>5 * Western Illinois</b>
<b>W</b>	<b>5</b>	<b>2 * Western Illinois</b>
<b>L</b>	<b>4</b>	<b>5 Illinois</b>
<b>W</b>	<b>5</b>	<b>0 * Northern Iowa</b>
<b>W</b>	<b>9</b>	<b>0 * Northern Iowa</b>
<b>W</b>	<b>3</b>	<b>2 * Northern Iowa</b>
<b>W</b>	<b>18</b>	<b>4 * Northern Iowa</b>
W	8	5 at Illinois
<b>W</b>	<b>9</b>	<b>2 MacMurray</b>
<b>W</b>	<b>10</b>	<b>0 MacMurray</b>

<b>W</b>	<b>5</b>	<b>2 + Cleveland State</b>
<b>L</b>	<b>2</b>	<b>4 + Missouri State</b>
<b>W</b>	<b>11</b>	<b>2 + Valparaiso</b>
<b>L</b>	<b>2</b>	<b>3 + Missouri State</b>
* Mid-Continent Conference Game		
+ Mid-Continent Conf. Tournament (Charleston)		

<b>1986: 29-22-1, 4-7 MID-CON (3RD GRAY)</b>		
W	10	5 at Murray State
L	2	5 at Murray State
L	5	6 at Murray State
W	10	2 at West Florida
W	14	10 vs Bradley
W	5	3 vs Bradley
W	7	3 vs Tennessee Tech
W	8	1 vs Bradley
L	4	10 vs Tennessee Tech
L	1	2 at Troy State
W	2	1 at Troy State
W	9	4 at Troy State
W	8	5 at Troy State
L	8	9 at UAB
W	12	7 at Austin Peay
W	9	1 at Austin Peay
L	1	3 at Southern Indiana
W	5	1 at Southern Indiana
L	4	5 at SIU Edwardsville
L	3	6 at SIU Edwardsville
<b>W</b>	<b>2</b>	<b>1 Bradley</b>
<b>W</b>	<b>10</b>	<b>3 Bradley</b>
<b>W</b>	<b>6</b>	<b>4 Purdue</b>
<b>L</b>	<b>4</b>	<b>11 Purdue</b>
<b>W</b>	<b>7</b>	<b>6 Purdue</b>
<b>L</b>	<b>10</b>	<b>11 Purdue</b>
L	8	15 at Illinois
<b>L</b>	<b>4</b>	<b>8 Indiana State</b>
<b>L</b>	<b>4</b>	<b>13 Indiana State</b>
<b>L</b>	<b>1</b>	<b>3 * Missouri State</b>
<b>L</b>	<b>1</b>	<b>5 * Missouri State</b>
<b>W</b>	<b>7</b>	<b>5 * Missouri State</b>
<b>L</b>	<b>6</b>	<b>12 * Missouri State</b>
<b>W</b>	<b>6</b>	<b>5 Illinois State</b>
<b>W</b>	<b>10</b>	<b>9 Illinois State</b>
L	0	2 * at Western Illinois
L	4	5 * at Western Illinois
L	1	2 * at Western Illinois
W	7	2 * at Western Illinois
<b>L</b>	<b>6</b>	<b>10 Illinois</b>
W	15	1 at Southern Illinois
T	2	2 at Southern Illinois
W	14	2 * at Northern Iowa
L	11	13 * at Northern Iowa
W	15	2 * at Northern Iowa
W	7	2 at Saint Louis
W	2	1 at Saint Louis
L	0	11 vs Illinois
<b>W</b>	<b>11</b>	<b>2 Blackburn College</b>
<b>W</b>	<b>14</b>	<b>0 Blackburn College</b>
<b>W</b>	<b>5</b>	<b>4 MacMurray</b>
<b>W</b>	<b>15</b>	<b>4 MacMurray</b>
* Mid-Continent Conference game		

<b>1987: 31-22-1, 9-3 MID-CON (1ST GRAY)</b>		
W	9	7 at Murray State
W	7	1 at Murray State
W	9	1 at Murray State
L	1	5 at North Carolina State
W	5	2 vs Buffalo
W	11	4 vs Connecticut
W	9	6 vs Buffalo
T	9	9 at Duke
W	12	10 at Wake Forest
L	5	15 at Wake Forest
W	11	9 at Duke
L	4	6 at Campbell (N.C.)
W	4	3 at Campbell (N.C.)
W	10	6 at Campbell (N.C.)

W	4	2 at Miami (Ohio)
L	2	3 at Miami (Ohio)
L	4	5 at Xavier
<b>W</b>	<b>12</b>	<b>10 MacMurray</b>
<b>W</b>	<b>13</b>	<b>3 MacMurray</b>
L	2	4 at Bradley
L	5	11 at Bradley
L	3	12 at Purdue
L	6	7 at Purdue
<b>W</b>	<b>10</b>	<b>9 Purdue</b>
<b>W</b>	<b>10</b>	<b>5 Purdue</b>
<b>L</b>	<b>13</b>	<b>21 Illinois</b>
L	3	11 at Indiana State
L	5	6 at Indiana State
W	10	6 * at Missouri State
W	13	10 * at Missouri State
L	6	7 * at Missouri State
L	3	7 * at Missouri State
L	2	4 at Illinois State
<b>W</b>	<b>8</b>	<b>6 * Western Illinois</b>
<b>L</b>	<b>1</b>	<b>7 * Western Illinois</b>
<b>W</b>	<b>12</b>	<b>11 * Western Illinois</b>
<b>W</b>	<b>8</b>	<b>7 * Western Illinois</b>
L	12	15 at Illinois
<b>W</b>	<b>9</b>	<b>6 * Northern Iowa</b>
<b>W</b>	<b>5</b>	<b>1 * Northern Iowa</b>
<b>W</b>	<b>9</b>	<b>5 * Northern Iowa</b>
<b>W</b>	<b>11</b>	<b>4 * Northern Iowa</b>
<b>W</b>	<b>6</b>	<b>5 Saint Louis</b>
<b>W</b>	<b>16</b>	<b>7 Saint Louis</b>
W	23	19 at Illinois
L	11	12 at Illinois
W	6	4 at SIU Edwardsville
L	2	6 at SIU Edwardsville
<b>W</b>	<b>13</b>	<b>1 SIU Edwardsville</b>
<b>L</b>	<b>3</b>	<b>5 SIU Edwardsville</b>
W	6	3 + vs Cleveland State
L	11	22 + vs Missouri State
W	18	11 + vs Cleveland State
L	9	10 + vs Missouri State
* Mid-Continent Conference game		
+ Mid-Continent Conf. Tournament (Chicago)		

<b>1988: 27-23, 6-6 MID-CON (2ND GRAY)</b>		
W	10	8 ^ vs Otterbein (Ohio)
W	12	3 ^ vs Emory (Ga.)
W	8	2 ^ vs Wittenberg (Ohio)
W	5	3 ^ vs Wittenberg (Ohio)
W	4	3 ^ vs Otterbein (Ohio)
W	10	3 ^ vs Wittenberg (Ohio)
L	0	2 at Troy State
W	5	2 at Troy State
L	2	4 at Troy State
L	4	11 at Troy State
L	6	7 at UAB
W	7	5 at Western Kentucky
L	3	6 at Western Kentucky
L	6	7 at Western Kentucky
L	6	7 at Illinois
L	0	2 at Evansville
L	0	4 at Evansville
L	3	11 at Evansville
L	0	8 at Evansville
<b>W</b>	<b>15</b>	<b>6 Millikin</b>
<b>W</b>	<b>9</b>	<b>4 Illinois State</b>
<b>L</b>	<b>5</b>	<b>8 Illinois State</b>
<b>L</b>	<b>5</b>	<b>6 * Missouri State</b>
<b>L</b>	<b>2</b>	<b>4 * Missouri State</b>
<b>L</b>	<b>4</b>	<b>8 * Missouri State</b>
<b>L</b>	<b>1</b>	<b>3 * Missouri State</b>
<b>L</b>	<b>3</b>	<b>6 Illinois</b>
W	5	2 at Southern Illinois
L	4	5 at Southern Illinois
W	4	2 * at Western Illinois
L	1	6 * at Western Illinois
W	3	2 * at Western Illinois
W	7	2 * at Western Illinois



# Yearly Results

W	5	3	at Saint Louis
W	4	2	at Saint Louis
<b>W</b>	<b>3</b>	<b>2</b>	<b>Southern Illinois</b>
<b>W</b>	<b>7</b>	<b>4</b>	<b>Southern Indiana</b>
W	17	4	* at Northern Iowa
L	5	8	* at Northern Iowa
W	28	2	* at Northern Iowa
W	9	7	* at Northern Iowa
<b>W</b>	<b>13</b>	<b>7</b>	<b>Indiana State</b>
<b>L</b>	<b>6</b>	<b>10</b>	<b>SIU Edwardsville</b>
<b>W</b>	<b>5</b>	<b>4</b>	<b>SIU Edwardsville</b>
W	1	0	+ vs Valparaiso
L	3	4	+ vs Missouri State
W	6	4	+ at Illinois-Chicago
W	15	5	+ vs Missouri State
L	2	9	+ vs Missouri State

^ Panama City (Fla.) Tournament

\* Mid-Continent Conference game

+ Mid-Continent Conf. Tournament (Chicago)

## 1989: 31-29, 6-2 Mid-Con (2ND GRAY)

L	6	7	vs Illinois
W	13	1	at Murray State
L	6	10	vs Illinois
W	4	2	vs Central Missouri
W	8	0	vs Missouri S&T
W	4	3	vs Tennessee Tech
W	13	7	vs Berry College (Ga.)
W	6	3	vs Tennessee Tech
W	7	2	vs Wittenberg (Ohio)
W	8	1	vs Concord (W.Va.)
L	2	3	at Troy State
L	0	9	at Western Kentucky
L	1	3	at Western Kentucky
W	8	7	at Western Kentucky
W	3	1	at Bradley
L	0	4	at Bradley
L	13	14	at SIU Edwardsville
L	5	13	at Indiana State
L	0	1	at Indiana State
W	10	2	at Evansville
L	3	6	at Evansville
<b>W</b>	<b>7</b>	<b>6</b>	<b>Evansville</b>
<b>W</b>	<b>4</b>	<b>1</b>	<b>Evansville</b>
L	3	8	at Illinois
W	4	2	at Illinois State
W	7	4	at Illinois State
L	0	2	* at Missouri State
W	6	2	* at Missouri State
W	4	2	* at Missouri State
L	4	14	* at Missouri State
<b>L</b>	<b>7</b>	<b>13</b>	<b>Southern Illinois</b>
<b>W</b>	<b>5</b>	<b>4</b>	<b>Southern Illinois</b>
<b>W</b>	<b>6</b>	<b>3</b>	<b>* Western Illinois</b>
<b>W</b>	<b>20</b>	<b>2</b>	<b>* Western Illinois</b>
W	10	2	at Butler
W	6	5	at Butler
<b>W</b>	<b>14</b>	<b>3</b>	<b>Saint Louis</b>
<b>W</b>	<b>10</b>	<b>1</b>	<b>Saint Louis</b>
<b>W</b>	<b>12</b>	<b>0</b>	<b>* Northern Iowa</b>
<b>W</b>	<b>5</b>	<b>3</b>	<b>* Northern Iowa</b>
L	5	9	at Millikin
<b>W</b>	<b>8</b>	<b>7</b>	<b>Indiana State</b>
L	4	5	at Indiana State
<b>W</b>	<b>6</b>	<b>4</b>	<b>SIU Edwardsville</b>
<b>L</b>	<b>4</b>	<b>6</b>	<b>SIU Edwardsville</b>
L	2	3	+ vs Cleveland State
W	12	6	+ at Illinois-Chicago
W	4	3	+ vs Cleveland State
W	6	4	+ vs Missouri State
L	1	5	+ vs Missouri State

\* Mid-Continent Conference game

+ Mid-Continent Conf. Tournament (Chicago)

## 1990: 24-30, 4-7 Mid-Con (2ND GRAY)

L	2	3	at Murray State
W	6	1	at Murray State
W	3	1	at Murray State
L	1	2	at Evansville
W	7	5	at Evansville
W	5	4	at Westminster (Mo.)
W	8	7	at Missouri
L	6	8	at Missouri
L	13	20	at Missouri
L	5	13	at Western Kentucky
<b>W</b>	<b>5</b>	<b>1</b>	<b>Missouri-St. Louis</b>
<b>L</b>	<b>2</b>	<b>5</b>	<b>Missouri-St. Louis</b>
<b>W</b>	<b>15</b>	<b>3</b>	<b>Rose-Hulman (Ind.)</b>
<b>W</b>	<b>6</b>	<b>5</b>	<b>Rose-Hulman (Ind.)</b>
L	6	5	at Southern Illinois
L	1	11	at Southern Illinois
W	18	6	at Jacksonville
W	8	1	at Stetson
L	1	5	vs Florida International
L	2	8	at South Florida
L	2	3	vs Harvard
L	1	5	at Central Florida
L	0	4	at Indiana State
L	1	8	at Indiana State
<b>W</b>	<b>1</b>	<b>6</b>	<b>Millikin</b>
<b>W</b>	<b>3</b>	<b>2</b>	<b>Augustana</b>
<b>W</b>	<b>3</b>	<b>2</b>	<b>Augustana</b>
<b>L</b>	<b>5</b>	<b>8</b>	<b>Illinois State</b>
<b>W</b>	<b>5</b>	<b>2</b>	<b>Illinois State</b>
L	9	22	at Illinois
<b>L</b>	<b>2</b>	<b>9</b>	<b>* Missouri State</b>
<b>L</b>	<b>0</b>	<b>3</b>	<b>* Missouri State</b>
<b>L</b>	<b>3</b>	<b>6</b>	<b>* Missouri State</b>
<b>L</b>	<b>12</b>	<b>17</b>	<b>Illinois</b>
<b>W</b>	<b>9</b>	<b>0</b>	<b>SIU Edwardsville</b>
W	4	0	* vs Western Illinois#
L	0	1	* at Western Illinois
W	4	0	* at Western Illinois
L	4	5	* at Western Illinois
<b>W</b>	<b>6</b>	<b>1</b>	<b>Butler</b>
<b>W</b>	<b>5</b>	<b>0</b>	<b>Butler</b>
L	2	4	* at Northern Iowa
W	6	5	* at Northern Iowa
L	4	5	* at Northern Iowa
W	14	11	* at Northern Iowa
L	0	3	at SIU Edwardsville
L	1	2	at SIU Edwardsville
<b>L</b>	<b>11</b>	<b>13</b>	<b>Indiana State</b>
<b>L</b>	<b>1</b>	<b>7</b>	<b>Indiana State</b>
<b>W</b>	<b>10</b>	<b>0</b>	<b>Evansville</b>
<b>W</b>	<b>7</b>	<b>6</b>	<b>Evansville</b>
L	2	5	+ at Illinois-Chicago
W	8	1	+ vs Akron
L	2	9	+ vs Missouri State

\* Mid-Continent Conference game

# Game played in Springfield, Ill.

+ Mid-Continent Conf. Tournament (Chicago)

## 1991: 27-32, 8-0 Mid-Con (1ST GRAY)

L	2	5	at Western Kentucky
L	2	20	at Western Kentucky
L	1	6	at Western Kentucky
L	5	11	at Wichita State
L	0	5	at Wichita State
L	2	11	at Wichita State
L	2	3	at Middle Tennessee State
L	0	4	at Middle Tennessee State
W	8	0	vs Youngstown State
L	1	9	at Ohio State
L	1	2	vs Youngstown State
L	1	3	at Ohio State
<b>W</b>	<b>3</b>	<b>0</b>	<b>Evansville</b>
L	4	8	at Evansville
W	16	9	at Tennessee Tech

W	4	2	vs South Carolina Upstate
L	4	7	at Columbus State (Ga.)
W	6	2	at North Florida
W	6	5	vs Saint Xavier
L	3	8	at Stetson
L	1	5	at Miami (Fla.)
L	7	9	at Florida International
L	1	2	at Florida International
L	4	5	vs Northeastern (Mass.)
L	4	9	vs Bowling Green
W	5	1	at Bradley
W	6	5	at Bradley
<b>L</b>	<b>2</b>	<b>7</b>	<b>Indiana State</b>
<b>L</b>	<b>2</b>	<b>4</b>	<b>Indiana State</b>
<b>W</b>	<b>2</b>	<b>1</b>	<b>Northeastern Illinois</b>
<b>W</b>	<b>17</b>	<b>5</b>	<b>Northeastern Illinois</b>
L	6	11	at SIU Edwardsville
W	9	6	at SIU Edwardsville
<b>W</b>	<b>13</b>	<b>2</b>	<b>Univ. of Indianapolis</b>
<b>W</b>	<b>4</b>	<b>3</b>	<b>Univ. of Indianapolis</b>
L	0	7	at Illinois State
L	4	5	at Illinois State
L	2	3	at Northern Illinois
W	6	4	at Northern Illinois
L	4	11	at Indiana State
L	3	5	at Indiana State
W	9	8	at Butler
W	6	2	* vs Western Illinois#
<b>W</b>	<b>9</b>	<b>5</b>	<b>* Western Illinois</b>
<b>W</b>	<b>2</b>	<b>1</b>	<b>* Western Illinois</b>
<b>W</b>	<b>11</b>	<b>0</b>	<b>* Western Illinois</b>
<b>W</b>	<b>17</b>	<b>16</b>	<b>Chicago State</b>
<b>W</b>	<b>5</b>	<b>1</b>	<b>Southern Illinois</b>
<b>L</b>	<b>1</b>	<b>7</b>	<b>Southern Illinois</b>
<b>W</b>	<b>4</b>	<b>2</b>	<b>* Northern Iowa</b>
<b>W</b>	<b>4</b>	<b>0</b>	<b>* Northern Iowa</b>
<b>W</b>	<b>5</b>	<b>4</b>	<b>* Northern Iowa</b>
<b>W</b>	<b>4</b>	<b>3</b>	<b>* Northern Iowa</b>
L	8	9	at Illinois
L	4	5	at Illinois
W	11	7	+ vs Valparaiso
L	2	3	+ vs Akron
L	7	11	+ at Illinois-Chicago

\* Mid-Continent Conference game

# Game played in Springfield, Ill.

+ Mid-Continent Conf. Tournament (Chicago)

## 1992: 24-30, 13-7 Mid-Con (1ST GRAY)

L	3	5	at Oklahoma
L	6	15	at Oklahoma
L	5	15	at Oklahoma
L	5	21	at Indiana
L	1	7	at Indiana State
W	6	4	at Indiana State
W	19	1	vs Bradley
W	11	2	at Murray State
L	3	4	vs Bradley
L	5	6	at Murray State
W	4	0	at Saint Louis
W	8	7	vs Murray State
L	7	14	vs Indiana State
L	2	4	at Illinois
L	1	6	at Memphis
W	4	2	at Southern Miss
L	6	13	at Southern Miss
L	2	4	at Tulane
L	3	6	at Tulane
L	3	4	at New Orleans
L	2	3	at New Orleans
<b>L</b>	<b>0</b>	<b>7</b>	<b>* Valparaiso</b>
<b>W</b>	<b>11</b>	<b>2</b>	<b>* Valparaiso</b>
<b>W</b>	<b>12</b>	<b>6</b>	<b>* Youngstown State</b>
<b>W</b>	<b>23</b>	<b>6</b>	<b>* Youngstown State</b>
W	2	1	* at Western Illinois
L	4	7	* at Western Illinois
L	6	8	at Southern Illinois
W	5	0	at Southern Illinois

# Yearly Results



W	15	2	* Cleveland State
W	11	7	* Cleveland State
W	8	4	Butler
L	1	3	Butler
L	5	6	Bradley
L	3	5	Bradley
W	5	2	* Illinois-Chicago
W	9	0	* Illinois-Chicago
L	6	7	Illinois State
L	6	10	Illinois State
W	6	3	Quincy
W	7	6	* at Akron
L	5	7	* at Akron
L	3	6	* at Wright State
L	1	2	* at Wright State
W	13	0	* at Northern Illinois
W	3	2	* at Northern Illinois
W	7	2	* at Northern Illinois
L	4	8	* at Northern Illinois
W	22	6	* Western Illinois
L	4	7	* Western Illinois
W	4	3	+ vs Youngstown State
W	2	1	+ vs Akron
L	4	6	+ vs Wright State
L	5	9	+ vs Akron

\* Mid-Continent Conference game

+ Mid-Continent Conf. Tournament (Chicago)

## 1993: 23-23-1, 9-6-1 MID-CON (3RD)

W	5	4	vs Bradley
L	1	4	at Murray State
W	8	6	vs Bradley
L	3	4	at Murray State
L	3	8	at Arkansas
L	7	8	at Arkansas
L	1	7	at Arkansas
W	7	4	at Charlotte
L	1	11	at Wake Forest
L	5	6	at Wake Forest
W	6	1	at UNC Greensboro
L	2	4	at North Carolina State
L	9	10	at North Carolina
W	9	0	at Illinois State
L	2	3	at Illinois State
L	0	9	at Illinois State
L	7	9	Purdue
W	10	2	McKendree
W	7	0	McKendree
L	3	5	Upper Iowa
W	6	5	Upper Iowa
W	2	1	Southern Illinois
W	8	0	Southern Illinois
L	1	4	* Wright State
W	2	1	* Wright State
L	2	9	* Wright State
W	6	0	* at Western Illinois
T	7	7	* at Western Illinois
W	10	5	Chicago State
W	12	2	Chicago State
L	8	17	Illinois
W	3	2	* Cleveland State
L	1	4	* Cleveland State
L	3	5	at Purdue
L	1	2	* at Northern Illinois
W	5	3	* at Northern Illinois
W	3	1	* at Northern Illinois
W	6	4	at Northeastern Illinois
L	5	7	* Valparaiso
W	5	4	* Valparaiso
W	9	2	* Valparaiso
W	2	0	* at Illinois-Chicago
L	6	12	* at Illinois-Chicago
W	6	5	* at Illinois-Chicago
W	11	10	+ vs Cleveland State
L	4	5	+ at Illinois-Chicago
L	3	5	+ vs Wright State

\* Mid-Continent Conference game

+ Mid-Continent Conf. Tournament (Chicago)

## 1994: 24-24, 14-8 MID-CON (2ND)

L	7	8	% at Southern Illinois
W	3	0	% vs Iowa
L	3	8	% vs Eastern Michigan
L	5	9	at Middle Tennessee State
L	1	8	at Middle Tennessee State
L	7	8	at Middle Tennessee State
L	4	21	at Illinois
L	2	7	at Tulane
L	1	3	at New Orleans
L	2	6	at New Orleans
L	3	6	vs Portland State
L	3	15	at Tulane
L	4	7	at Nicholls State
W	3	0	at Wisconsin-Milwaukee
W	2	1	at Wisconsin-Milwaukee
W	10	7	at Purdue
L	1	3	at Indiana State
L	3	5	at Indiana State
L	1	2	* Wright State
L	2	6	* Wright State
W	8	7	* Wright State
L	4	5	* at Illinois-Chicago
W	7	6	* at Illinois-Chicago
W	7	4	* at Illinois-Chicago
L	8	10	Bradley
W	1	0	Bradley
W	8	2	Northeastern Illinois
W	8	2	* Valparaiso
W	3	1	* Valparaiso
W	11	8	* Valparaiso
W	24	2	Millikin
L	0	4	* Western Illinois
W	7	2	* Western Illinois
L	3	7	* at Cleveland State
L	4	5	* at Cleveland State
W	29	4	* at Cleveland State
W	10	9	Illinois State
W	9	3	Illinois State
W	8	1	* Northern Illinois
W	5	1	* Northern Illinois
W	7	2	* Northern Illinois
W	7	1	* at Western Illinois
W	10	1	McKendree
W	8	3	McKendree
L	3	7	* at Youngstown State
L	0	6	* at Youngstown State
W	8	4	at Notre Dame
L	3	10	at Notre Dame

% SIU Tournament (Carbondale, Ill.)

\* Mid-Continent Conference game

+ Mid-Continent Conf. Tournament (Chicago)

## 1995: 28-19, 15-5 MID-CON (1ST WEST)

W	5	4	vs Bradley
W	6	0	at Murray State
L	0	1	at Murray State
L	3	10	% vs Toledo
L	13	18	% vs Northern Iowa
W	5	2	% at Louisville
W	5	2	% at Louisville
L	8	16	at Cumberland (Tenn.)
L	2	3	at Vanderbilt
W	3	2	at Southeast Missouri St.
L	4	10	at Southeast Missouri St.
L	5	6	at Southeast Missouri St.
W	6	5	Illinois
W	6	5	at Illinois
W	14	9	Indiana State
W	5	4	* Northeastern Illinois
W	3	2	* Northeastern Illinois

W	3	1	* Northeastern Illinois
W	11	1	* Northeastern Illinois
W	7	3	Saint Louis
L	4	5	Northern Illinois
W	8	1	Northern Illinois
W	5	3	Northern Illinois
W	7	5	Northern Illinois
L	5	7	Wisconsin-Milwaukee
L	2	12	Southern Illinois
W	2	0	* at Western Illinois
W	13	4	* at Western Illinois
W	4	1	Millikin
L	5	6	* at Valparaiso
L	2	3	* at Valparaiso
W	2	0	* at Valparaiso
W	2	1	* at Valparaiso
W	1	0	* at Northeastern Illinois
L	1	7	* at Northeastern Illinois
W	8	1	* Chicago State
W	17	5	* Chicago State
L	3	9	at Notre Dame
L	10	11	* Western Illinois
W	13	6	* Western Illinois
W	10	0	* at Chicago State
L	2	3	* at Chicago State
W	1	0	* Valparaiso
W	4	1	* Valparaiso
L	2	5	Indiana State
L	6	13	+ Troy State
L	3	4	+ Youngstown State

% Louisville Tournament (Louisville, Ky.)

\* Mid-Continent Conference game

+ Mid-Continent Conf. Tournament (Charleston)

## 1996: 25-22, 15-3 MID-CON (1ST WEST)

W	5	2	at Austin Peay
L	2	9	at Austin Peay
L	3	9	at Austin Peay
L	1	4	% at Southern Illinois
W	9	4	% vs Western Illinois
L	3	6	% vs Northern Illinois
L	1	14	at Indiana State
W	8	5	Indiana State
L	7	10	Iowa
L	7	8	Iowa
W	7	3	Iowa
L	4	7	at Arkansas State
L	2	9	at Arkansas State
W	5	3	* at Northeastern Illinois
W	5	2	* at Northeastern Illinois
L	5	6	* at Northeastern Illinois
W	9	6	* at Northeastern Illinois
L	4	9	at Saint Louis
L	3	4	Lewis
L	6	12	Lewis
W	17	5	Elmhurst
L	0	5	at Notre Dame
W	18	2	* Western Illinois
W	13	5	* Western Illinois
W	4	1	* Western Illinois
L	5	9	* Western Illinois
W	17	3	Olivet Nazarene
W	5	4	at Illinois
L	7	17	at Indiana
W	11	3	* Valparaiso
W	11	5	* Valparaiso
W	8	0	* Valparaiso
W	5	4	* Valparaiso
L	6	9	at Murray State
L	8	9	at Murray State
W	12	1	* at Chicago State
L	4	8	* at Chicago State
W	3	2	* Northeastern Illinois
W	4	3	* Northeastern Illinois
W	11	4	Illinois State
W	7	6	at Illinois State
L	6	8	Southern Illinois





# Yearly Results

W	3	1	* Chicago State
W	5	1	* Chicago State
W	15	5	Bradley
L	1	5	+ vs Pace University (N.Y.)
L	5	9	+ at Troy State
% SIU Tournament (Carbondale, Ill.)			
* Mid-Continent Conference game			
+ Mid-Continent Conf. Tournament (Troy, Ala.)			

## 1997: 25-28, 13-11 OVC (4TH)

L	4	9	at Arkansas State
L	1	3	at Arkansas State
L	0	8	at Arkansas State
L	3	4	at Arkansas State
L	2	7	% at Southern Illinois
W	11	1	% vs Western Illinois
W	12	2	Wisconsin-Milwaukee
W	13	1	Wisconsin-Milwaukee
W	3	2	Olivet Nazarene
W	10	3	Olivet Nazarene
L	2	6	• UT Martin
W	11	8	• UT Martin
W	5	3	• UT Martin
L	2	9	at Oklahoma
L	7	9	at Oklahoma
W	6	5	at Oral Roberts
L	9	10	at Oral Roberts
L	6	14	at Oral Roberts
L	10	11	at SIU Edwardsville
L	1	8	• at Middle Tennessee St.
L	4	7	• at Middle Tennessee St.
W	6	3	• at Middle Tennessee St.
W	11	9	Illinois State
L	4	5	Indiana State
L	5	7	at Notre Dame
L	10	11	• at Southeast Missouri St.
L	4	8	• at Southeast Missouri St.
L	5	6	• at Southeast Missouri St.
W	8	7	Illinois
L	4	15	at Northern Illinois
W	5	0	at Northern Illinois
W	17	6	• at Murray State
W	7	5	• at Murray State
L	5	6	• at Murray State
L	9	10	at Indiana State
W	7	4	at Chicago State
L	6	10	• Morehead State
W	5	4	• Morehead State
W	8	7	• Morehead State
W	12	2	at Saint Louis
L	1	10	at Bradley
W	8	7	• at Tennessee Tech
W	12	9	• at Tennessee Tech
L	9	15	• at Tennessee Tech
L	3	7	Saint Louis
W	14	1	• Austin Peay
L	2	24	• Austin Peay
L	4	8	• Austin Peay
W	12	2	Univ. of Indianapolis
W	5	3	• Eastern Kentucky
W	11	4	• Eastern Kentucky
W	18	0	• Eastern Kentucky
L	5	6	+ vs Southeast Missouri St.
% SIU Tournament (Carbondale, Ill.)			
• Ohio Valley Conference Game			
+ OVC Tournament (Murfreesboro, Tenn.)			

## 1998: 37-16, 17-6 OVC (1ST)

L	0	16	at Arkansas
W	5	4	at Arkansas
L	1	8	at Arkansas
W	9	8	% at Southern Illinois
W	12	4	% vs Western Illinois
W	7	6	% vs Northern Illinois
W	16	2	• at UT Martin
W	4	2	• at UT Martin
L	13	14	• at UT Martin

W	8	2	^ vs Radford (Va.)
W	14	1	^ vs Siena (N.Y.)
W	10	5	^ vs Siena (N.Y.)
W	12	11	^ at Troy State
L	1	22	at Alabama
W	19	10	at Samford
W	3	2	• Middle Tennessee St.
W	18	8	• Middle Tennessee St.
L	1	5	at Illinois State
L	8	9	at Indiana State
W	6	4	• Southeast Missouri St.
L	4	5	• Southeast Missouri St.
W	4	3	• Southeast Missouri St.
W	7	1	Northern Illinois
W	6	1	Northern Illinois
W	11	10	• Murray State
L	9	10	• Murray State
W	10	9	• Murray State
L	3	12	at Illinois
W	5	4	Olivet Nazarene
W	9	7	• at Morehead State
W	18	1	• at Morehead State
W	12	5	• at Morehead State
W	14	2	Saint Louis
W	8	5	Indiana State
W	14	11	• Tennessee Tech
W	7	5	• Tennessee Tech
W	11	8	• Tennessee Tech
W	21	6	Univ. of Indianapolis
W	3	0	at Wisconsin-Milwaukee
L	5	6	at Wisconsin-Milwaukee
L	8	12	• at Austin Peay
W	20	6	• at Austin Peay
W	11	6	• at Austin Peay
L	5	7	Bradley
W	7	6	Bradley
L	4	6	• at Eastern Kentucky
L	4	12	• at Eastern Kentucky
W	12	6	• at Eastern Kentucky
W	15	6	Elmhurst
L	3	15	+ vs Eastern Kentucky
W	10	8	+ vs Morehead State
W	26	10	+ vs Eastern Kentucky
L	11	15	+ at Southeast Missouri St.
% SIU Tournament (Carbondale, Ill.)			
^ Troy State Tournament (Troy, Ala.)			
• Ohio Valley Conference Game			
+ OVC Tournament (Cape Girardeau, Mo.)			

## 1999: 33-23, 17-7 OVC (1ST)

### OVC TOURNAMENT CHAMPS

### NCAA REGIONAL QUALIFIERS

L	3	8	at Arkansas
L	2	17	at Arkansas
L	3	10	at Arkansas
L	3	4	at Southern Miss
L	3	4	at Southern Miss
L	2	7	at Southern Miss
L	0	4	at Indiana State
L	4	7	at Winthrop
L	0	2	at Winthrop
L	1	3	at Winthrop
L	0	13	at Winthrop
W	5	4	at Coastal Carolina
L	3	12	at Coastal Carolina
W	18	7	• at Middle Tennessee St.
W	3	1	• at Middle Tennessee St.
L	1	2	• at Middle Tennessee St.
W	6	5	Indiana State
W	4	3	IUPUI
W	19	5	IUPUI
L	2	7	• at Southeast Missouri St.
W	7	0	• at Southeast Missouri St.
L	2	5	• at Southeast Missouri St.

W	6	1	Butler
W	5	4	Butler
W	9	3	• at Murray State
W	9	6	• at Murray State
L	8	9	• at Murray State
L	7	10	Illinois State
W	25	9	at Chicago State
W	5	0	• Morehead State
W	7	5	• Morehead State
W	7	5	• Morehead State
W	12	7	Saint Louis
W	7	3	• at Tennessee Tech
L	5	6	• at Tennessee Tech
W	7	4	• at Tennessee Tech
L	11	21	at Illinois
W	7	1	at Northern Illinois
W	12	3	at Northern Illinois
W	1	0	• Austin Peay
L	7	13	• Austin Peay
W	11	10	• Austin Peay
W	7	6	• Eastern Kentucky
L	5	6	• Eastern Kentucky
W	8	5	• Eastern Kentucky
W	13	6	• UT Martin
W	4	3	• UT Martin
W	11	5	• UT Martin
W	3	2	Chicago State
W	7	2	Chicago State
W	8	7	+ vs Middle Tennessee St.
W	9	4	vs Eastern Kentucky
W	4	3	+ vs Middle Tennessee St.
L	3	7	\$ at Baylor
W	13	4	\$ vs Arizona
L	10	15	\$ vs Minnesota
• Ohio Valley Conference Game			
+ OVC Tournament (Cape Girardeau, Mo.)			
\$ NCAA Regional (Waco, Texas)			

## 2000: 22-33, 10-13 OVC (6TH)

L	2	5	vs Kentucky
L	3	7	at UAB
L	1	2	at UAB
W	4	2	at Saint Louis
L	3	8	at Arkansas State
L	3	4	at Arkansas State
L	5	14	at Arkansas State
L	1	8	at Memphis
L	4	5	at Memphis
W	17	3	at Christian Bros. (Tenn.)
W	2	1	• Southeast Missouri St.
L	7	16	• Southeast Missouri St.
L	5	8	Indiana State
L	4	5	• Murray State
W	12	6	• Murray State
L	5	15	• Murray State
W	9	7	at Indiana State
L	13	15	at IUPUI
W	12	3	• at Morehead State
W	10	5	• at Morehead State
W	10	4	• at Morehead State
W	5	2	at Northern Illinois
L	2	6	at Northern Illinois
W	10	0	• Tennessee Tech
L	4	11	• Tennessee Tech
L	6	8	• Tennessee Tech
L	12	20	Saint Louis
W	7	1	Bradley
W	7	3	Bradley
L	4	11	• at Austin Peay
W	9	3	• at Austin Peay
L	6	10	• at Austin Peay
W	1	0	Illinois
L	1	2	• at Eastern Kentucky
L	4	6	• at Eastern Kentucky
L	8	12	• at Eastern Kentucky
W	12	10	at Ball State
W	15	8	at Ball State

# Yearly Results



W	5	2	• at UT Martin
W	11	4	• at UT Martin
W	10	9	• at UT Martin
<b>W</b>	<b>9</b>	<b>0</b>	<b>Wisconsin-Milwaukee</b>
<b>L</b>	<b>8</b>	<b>12</b>	<b>Wisconsin-Milwaukee</b>
L	2	3	at Illinois State
L	1	2	at Illinois State
<b>L</b>	<b>2</b>	<b>9</b>	<b>Illinois State</b>
<b>L</b>	<b>3</b>	<b>4</b>	<b>Illinois State</b>
<b>W</b>	<b>2</b>	<b>1</b>	<b>IUPUI</b>
W	2	1	at Butler
L	0	6	at Butler
<b>L</b>	<b>12</b>	<b>13</b>	<b>• Middle Tennessee St.</b>
<b>L</b>	<b>5</b>	<b>8</b>	<b>• Middle Tennessee St.</b>
<b>L</b>	<b>5</b>	<b>6</b>	<b>• Middle Tennessee St.</b>
L	3	4	+ vs Middle Tennessee St.
• Ohio Valley Conference Game			
+ OVC Tournament (Cape Girardeau, Mo.)			

<b>2001: 35-20, 19-1 OVC (1st)</b>			
L	2	6	at Arkansas
L	4	10	at Arkansas
L	4	17	at Arkansas
L	2	13	at South Alabama
W	6	3	at South Alabama
L	1	9	at South Alabama
W	10	5	at UAB
L	1	3	at UAB
L	0	9	at UAB
L	5	12	at UAB
L	4	20	at Memphis
L	15	23	at Memphis
W	2	1	• at Murray State
W	9	4	• at Murray State
W	9	3	• at Murray State
W	16	7	at IUPUI
L	4	13	at Indiana State
<b>W</b>	<b>11</b>	<b>2</b>	<b>• Eastern Kentucky</b>
<b>W</b>	<b>3</b>	<b>2</b>	<b>• Eastern Kentucky</b>
L	0	1	at Illinois State
<b>W</b>	<b>6</b>	<b>5</b>	<b>Indiana State</b>
W	13	6	• at UT Martin
W	10	3	• at UT Martin
W	16	2	• at UT Martin
<b>W</b>	<b>10</b>	<b>3</b>	<b>Chicago State</b>
<b>W</b>	<b>9</b>	<b>6</b>	<b>Chicago State</b>
L	6	11	at Saint Louis
<b>W</b>	<b>5</b>	<b>1</b>	<b>Evansville</b>
W	13	4	at Evansville
<b>W</b>	<b>3</b>	<b>2</b>	<b>Butler</b>
W	6	5	• at Austin Peay
W	11	2	• at Austin Peay
W	7	3	• at Austin Peay
<b>W</b>	<b>7</b>	<b>6</b>	<b>Northern Illinois</b>
<b>L</b>	<b>6</b>	<b>8</b>	<b>Northern Illinois</b>
<b>W</b>	<b>5</b>	<b>4</b>	<b>• Tennessee Tech</b>
<b>W</b>	<b>7</b>	<b>4</b>	<b>• Tennessee Tech</b>
<b>W</b>	<b>12</b>	<b>8</b>	<b>• Tennessee Tech</b>
<b>W</b>	<b>11</b>	<b>5</b>	<b>Illinois-Chicago</b>
L	5	8	<b>Ball State</b>
W	13	7	at Belmont
W	9	1	at Belmont
<b>W</b>	<b>9</b>	<b>6</b>	<b>Saint Louis</b>
W	9	1	• at Morehead State
W	8	5	• at Morehead State
W	11	5	• at Morehead State
L	4	14	at Wisconsin-Milwaukee
L	1	5	at Wisconsin-Milwaukee
<b>W</b>	<b>7</b>	<b>3</b>	<b>IUPUI</b>
<b>L</b>	<b>2</b>	<b>6</b>	<b>• Southeast Missouri St.</b>
<b>W</b>	<b>9</b>	<b>7</b>	<b>• Southeast Missouri St.</b>
<b>W</b>	<b>12</b>	<b>5</b>	<b>• Southeast Missouri St.</b>
L	8	14	+ vs Eastern Kentucky
W	2	1	+ vs Southeast Missouri St.
L	6	10	+ vs Austin Peay
• Ohio Valley Conference Game			
+ OVC Tournament (Paducah, Ky.)			

<b>2002: 25-26, 12-8 OVC (2nd)</b>			
W	7	3	at Southern Indiana
L	1	6	at Mississippi
L	2	8	at Mississippi
L	2	9	at Mississippi
L	0	5	at Southern Miss
W	11	6	at Southern Miss
L	2	4	at Southern Miss
L	5	6	at New Orleans
L	5	7	at New Orleans
W	10	6	at Arkansas State
L	3	4	at Arkansas State
L	4	9	at Arkansas State
<b>W</b>	<b>13</b>	<b>0</b>	<b>Western Illinois</b>
L	8	9	• at Eastern Kentucky
L	4	5	• at Eastern Kentucky
W	14	12	• at Eastern Kentucky
<b>W</b>	<b>10</b>	<b>1</b>	<b>• UT Martin</b>
<b>L</b>	<b>2</b>	<b>4</b>	<b>• UT Martin</b>
<b>L</b>	<b>4</b>	<b>11</b>	<b>Illinois State</b>
L	7	11	at Saint Louis
<b>W</b>	<b>2</b>	<b>1</b>	<b>Bradley</b>
<b>W</b>	<b>2</b>	<b>1</b>	<b>Bradley</b>
W	6	5	at Bradley
W	19	4	at Chicago State
<b>L</b>	<b>3</b>	<b>6</b>	<b>• Austin Peay</b>
<b>W</b>	<b>2</b>	<b>1</b>	<b>• Austin Peay</b>
<b>W</b>	<b>10</b>	<b>3</b>	<b>• Austin Peay</b>
<b>L</b>	<b>4</b>	<b>5</b>	<b>Illinois</b>
<b>L</b>	<b>10</b>	<b>12</b>	<b>Purdue</b>
W	8	6	• at Tennessee Tech
W	8	2	• at Tennessee Tech
L	12	13	• at Tennessee Tech
W	13	2	at Illinois-Chicago
<b>L</b>	<b>3</b>	<b>6</b>	<b>Ball State</b>
<b>L</b>	<b>4</b>	<b>11</b>	<b>Ball State</b>
<b>W</b>	<b>11</b>	<b>7</b>	<b>• Morehead State</b>
<b>W</b>	<b>11</b>	<b>8</b>	<b>• Morehead State</b>
<b>W</b>	<b>21</b>	<b>5</b>	<b>• Morehead State</b>
W	5	4	at Indiana State
L	2	9	• at Southeast Missouri St.
L	1	7	• at Southeast Missouri St.
W	8	4	• at Southeast Missouri St.
L	7	8	at Butler
W	9	8	at Northern Illinois
<b>L</b>	<b>2</b>	<b>12</b>	<b>• Murray State</b>
<b>W</b>	<b>14</b>	<b>9</b>	<b>• Murray State</b>
<b>L</b>	<b>12</b>	<b>4</b>	<b>• Murray State</b>
L	0	8	+ vs Tennessee Tech
W	21	1	+ vs Morehead State
W	6	5	+ vs Murray State
L	10	11	+ vs Tennessee Tech
• Ohio Valley Conference Game			
+ OVC Tournament (Paducah, Ky.)			

<b>2003: 26-31, 8-12 OVC (6th)</b>			
L	1	5	at Arkansas
L	3	17	at Arkansas
L	4	10	% at UAB
W	4	3	% vs Kentucky
L	5	6	% vs Marshall
W	2	1	^ vs Central Michigan
L	9	13	^ at North Florida
W	5	4	^ at Jacksonville
L	7	8	^ vs Navy
L	1	15	^ vs Navy
L	2	3	^ vs Notre Dame
W	2	1	^ vs Creighton
L	2	13	at Indiana State
W	7	6	Saint Xavier
L	9	15	Saint Xavier
L	8	9	at Saint Louis
L	3	13	Indiana State
W	9	2	IPFW
W	21	6	IPFW
W	5	4	IPFW
L	7	9	IPFW

L	9	16	at Illinois State
W	9	6	Chicago State
W	11	6	Chicago State
L	0	2	• at Morehead State
L	5	14	• at Morehead State
W	10	3	• at Morehead State
W	9	8	Northern Illinois
W	16	7	Olivet Nazarene
L	7	11	• Murray State
L	2	4	• Murray State
W	5	1	• Murray State
W	12	8	at Western Illinois
W	5	1	• at Southeast Missouri St.
W	5	4	• at Southeast Missouri St.
L	9	22	• at Southeast Missouri St.
W	6	5	at Bradley
W	10	9	at Bradley
W	27	17	• Eastern Kentucky
L	8	10	• Eastern Kentucky
W	11	1	• Eastern Kentucky
L	5	7	Saint Louis
L	0	3	• at Austin Peay
L	0	3	• at Austin Peay
L	8	11	• at Austin Peay
L	2	10	at Illinois
L	0	10	• Tennessee Tech
L	8	9	• Tennessee Tech
W	12	7	at Chicago State
L	2	5	at Purdue
W	19	14	• at UT Martin
L	2	11	• at UT Martin
W	13	8	• at UT Martin
W	12	11	+ vs Austin Peay
W	9	2	+ vs Tennessee Tech
L	7	8	+ vs Eastern Kentucky
L	4	6	+ vs Murray State
% UAB Tournament (Birmingham, Ala.)			
^ Jacksonville Tournament (Jacksonville, Fla.)			
• Ohio Valley Conference Game			
+ OVC Tournament (Paducah, Ky.)			

<b>2004: 26-30, 17-9 OVC (2nd)</b>			
W	6	4	% vs Missouri State
L	4	15	% at Louisiana-Monroe
L	3	12	% vs Kansas State
L	5	16	at Mississippi
L	1	3	at Mississippi
L	10	18	at Mississippi
L	3	10	at Southern Miss
L	0	12	at Southern Miss
L	0	11	at Southern Miss
L	0	5	at South Alabama
L	24	25	at South Alabama
L	2	7	at Arkansas State
L	3	10	at Arkansas State
L	0	8	at Arkansas State
L	3	8	at Indiana State
<b>W</b>	<b>4</b>	<b>2</b>	<b>Olivet Nazarene</b>
<b>L</b>	<b>3</b>	<b>8</b>	<b>• UT Martin</b>
<b>W</b>	<b>5</b>	<b>1</b>	<b>• UT Martin</b>
<b>L</b>	<b>4</b>	<b>8</b>	<b>• UT Martin</b>
L	10	19	at Saint Louis
<b>W</b>	<b>22</b>	<b>10</b>	<b>Chicago State</b>
W	11	5	• at Murray State
W	17	6	• at Murray State
W	7	5	• at Murray State
<b>W</b>	<b>5</b>	<b>4</b>	<b>Western Illinois</b>
<b>L</b>	<b>2</b>	<b>3</b>	<b>• Jacksonville State</b>
<b>W</b>	<b>9</b>	<b>5</b>	<b>• Jacksonville State</b>
<b>W</b>	<b>4</b>	<b>3</b>	<b>• Jacksonville State</b>
<b>L</b>	<b>17</b>	<b>26</b>	<b>Saint Joseph's (Ind.)</b>
W	10	7	at Northern Illinois
W	4	2	• at Samford
W	11	2	• at Samford
L	5	12	• at Samford
<b>W</b>	<b>16</b>	<b>15</b>	<b>Saint Louis</b>
<b>W</b>	<b>6</b>	<b>5</b>	<b>• Southeast Missouri St.</b>

OVC Regular-Season Titles: '98, '99, '01, '09 • OVC Tournament Titles: '99, '08



# Yearly Results

W	6	5	• Southeast Missouri St.
L	3	4	• Southeast Missouri St.
L	3	13	Illinois
W	8	7	at Illinois State
L	8	10	• Austin Peay
L	2	11	• Austin Peay
W	7	0	• Austin Peay
L	7	8	• at Eastern Kentucky
W	8	6	• at Eastern Kentucky
W	20	10	• at Eastern Kentucky
L	7	10	at Bradley
L	2	4	at Bradley
L	7	11	• Morehead State
W	6	2	• Morehead State
W	10	8	• Morehead State
W	6	5	at Chicago State
W	6	5	• at Tennessee Tech
W	5	2	• at Tennessee Tech
W	18	9	+ vs Southeast Missouri St.
L	3	5	+ vs Jacksonville State
L	1	6	+ vs Samford

% ULM Tournament (Monroe, La.)  
• Ohio Valley Conference Game  
+ OVC Tournament (Paducah, Ky.)

## 2005: 17-39, 14-13 OVC (T-6TH)

L	3	19	at Oklahoma
L	7	10	at Oklahoma
L	1	6	at Oklahoma
L	1	3	at Mississippi State
L	6	16	at Mississippi State
L	7	8	Olivet Nazarene
W	5	4	Olivet Nazarene
L	2	17	at Arkansas
L	1	12	at Arkansas
L	0	6	at Arkansas
L	3	8	at Arkansas-Little Rock
L	1	8	at Arkansas-Little Rock
L	3	7	at Arkansas State
L	0	1	at Arkansas State
L	10	18	at Arkansas State
W	23	6	Chicago State
L	4	16	• at UT Martin
W	3	1	• at UT Martin
W	7	2	• at UT Martin
L	2	4	at Saint Louis
W	10	2	Millikin
W	7	6	• Murray State
L	2	10	• Murray State
L	2	11	• Murray State
L	6	16	at Indiana State
L	7	9	Northern Illinois
W	9	6	• at Jacksonville State
L	2	7	• at Jacksonville State
W	6	3	• at Jacksonville State
L	0	9	at Southern Illinois
L	5	9	• Samford
L	2	3	• Samford
W	7	5	• Samford
L	15	16	at Illinois-Chicago
L	4	7	Indiana State
L	7	9	• at Southeast Missouri St.
L	2	7	• at Southeast Missouri St.
L	3	5	• at Southeast Missouri St.
L	11	18	at Illinois
L	2	6	Illinois State
L	2	5	• at Austin Peay
W	3	2	• at Austin Peay
L	2	5	• at Austin Peay
L	4	7	Saint Xavier
L	4	7	• Eastern Kentucky
W	11	2	• Eastern Kentucky

W	4	3	• Eastern Kentucky
L	9	11	at IPFW
L	5	8	Saint Louis
W	12	8	• at Morehead State
W	2	0	• at Morehead State
W	14	6	• at Morehead State
L	0	8	Bradley
W	13	9	• Tennessee Tech
L	3	4	• Tennessee Tech
W	7	0	• Tennessee Tech

• Ohio Valley Conference Game  
+ OVC Tournament (Paducah, Ky.)

## 2006: 31-24, 17-10 OVC (3RD)

L	0	4	% vs Northern Illinois
W	3	2	% vs Wisconsin-Milwaukee
L	0	2	% at Evansville
L	5	12	at Kansas State
L	2	12	at Kansas State
L	5	7	at Kansas State
L	1	12	at Kansas State
W	4	2	^ vs IPFW
W	12	11	^ vs Indiana
W	14	2	^ vs Yale
W	6	0	^ vs Fairfield (Conn.)
W	6	2	^ vs Bradley
L	10	13	^ vs Northern Iowa
L	4	6	^ vs Illinois-Chicago
W	2	1	^ vs Vermont
L	3	7	• at Tennessee Tech
W	4	0	• at Tennessee Tech
L	3	6	• at Tennessee Tech
L	2	7	at Saint Louis
W	12	11	at Indiana State
W	6	1	• UT Martin
W	5	4	• UT Martin
L	5	8	• UT Martin
W	10	7	Olivet Nazarene
W	9	7	at Western Illinois
L	4	8	• at Murray State
W	11	9	• at Murray State
W	9	4	• at Murray State
W	6	1	Indiana State
W	8	2	• Jacksonville State
W	7	1	• Jacksonville State
L	4	5	• Jacksonville State
W	6	4	Aurora
L	3	4	Southern Illinois
L	5	13	• at Samford
L	1	11	• at Samford
W	6	4	• at Samford
W	10	6	Illinois
W	12	9	at Illinois State
W	7	6	• Southeast Missouri St.
W	5	1	• Southeast Missouri St.
L	3	4	• Southeast Missouri St.
L	3	6	Saint Louis
W	4	3	• Austin Peay
W	9	2	• Austin Peay
W	9	4	• Austin Peay
W	11	4	• at Eastern Kentucky
L	1	2	• at Eastern Kentucky
L	6	8	• at Eastern Kentucky
L	0	8	at Bradley
W	8	0	• Morehead State
W	6	4	• Morehead State
W	7	2	• Morehead State
L	6	7	+ vs Southeast Missouri St.
L	2	10	+ vs Austin Peay

% Evansville Tournament (Evansville, Ind.)  
^ Florida Spring Break (Bradenton, Fla.)  
• Ohio Valley Conference Game  
+ OVC Tournament (Paducah, Ky.)

## 2007: 23-28, 12-14 OVC (7TH)

L	3	4	% vs Toledo
W	3	0	% vs Chicago State
W	8	6	% at Evansville
L	7	16	^ vs Indiana
L	5	11	^ vs Northern Iowa
L	4	5	^ at Memphis
L	11	12	at Belmont
W	4	3	at Belmont
L	2	3	at Belmont
L	1	7	at Charleston Southern
W	7	5	at College of Charleston
L	14	19	at The Citadel
L	4	5	at The Citadel
L	4	5	at The Citadel
W	5	2	Chicago State
W	9	7	• Tennessee Tech
L	3	7	• Tennessee Tech
W	9	2	• Tennessee Tech
W	9	1	Saint Louis
W	5	4	at Indiana State
L	7	8	• at UT Martin
W	8	5	• at UT Martin
W	8	7	• at UT Martin
W	11	2	• Murray State
L	4	15	• Murray State
W	12	3	Olivet Nazarene
W	10	1	• at Jacksonville State
L	2	9	• at Jacksonville State
L	13	14	• at Jacksonville State
W	12	1	Millikin
W	8	6	at Saint Louis
W	3	2	• Samford
L	6	7	• Samford
L	2	4	• Samford
L	0	8	at Illinois
L	1	4	Illinois State
L	5	10	• at Southeast Missouri St.
W	14	4	• at Southeast Missouri St.
L	4	10	• at Southeast Missouri St.
L	2	8	• at Austin Peay
L	1	6	• at Austin Peay
L	2	8	• at Austin Peay
W	14	1	at Chicago State
L	9	10	• Eastern Kentucky
L	3	6	• Eastern Kentucky
W	4	3	• Eastern Kentucky
L	4	5	at Southern Illinois
L	4	7	# vs Northern Illinois
W	10	9	• at Morehead State
W	5	1	• at Morehead State
W	15	11	• at Morehead State

% Evansville Tournament (Evansville, Ind.)  
^ Memphis Tournament (Memphis, Tenn.)  
# Game played in Geneva, Ill.  
• Ohio Valley Conference Game  
+ OVC Tournament (Paducah, Ky.)





# Yearly Results



## 2008: 27-30, 13-13 OVC (4TH)

### OVC TOURNAMENT CHAMPS NCAA REGIONAL QUALIFIERS

L	1	4	at Southeastern Louisiana
L	3	10	at Southeastern Louisiana
L	5	8	at Southeastern Louisiana
L	7	8	at Northwestern State (La.)
L	7	15	at Northwestern State (La.)
L	7	8	at Northwestern State (La.)
L	5	13	^ vs Western Michigan
W	9	7	^ vs Vermont
W	7	2	^ vs IPFW
W	9	6	^ vs Bucknell
L	1	11	^ vs Akron
L	1	7	^ vs Illinois State
W	8	6	^ vs Northern Iowa
W	13	4	^ vs Bucknell
W	3	2	• Morehead State
W	4	1	• Morehead State
W	16	2	• Morehead State
L	1	3	Southern Illinois
W	7	5	at Illinois State
L	3	8	• at Tennessee Tech
L	0	1	• at Tennessee Tech
L	0	1	• at Tennessee Tech
W	4	3	Monmouth College (Ill.)
W	5	2	Chicago State
W	6	4	• UT Martin
W	8	6	• UT Martin
W	13	2	• UT Martin
L	6	10	Indiana State
W	4	1	• at Murray State
L	3	5	• at Murray State
W	9	5	• at Murray State
W	13	3	# vs Illinois
L	2	3	at Saint Louis
W	19	2	• Jacksonville State
L	0	2	• Jacksonville State
L	0	6	• Jacksonville State
L	6	8	% vs Missouri
L	4	11	at Bradley
L	2	5	• at Samford
L	0	2	• at Samford
L	1	11	• at Samford
L	7	16	• Southeast Missouri St.
W	15	3	• Southeast Missouri St.
W	6	5	• Southeast Missouri St.
L	6	11	at Indiana State
W	4	3	• Austin Peay
L	4	8	• Austin Peay
W	10	4	Evansville
L	4	5	• at Eastern Kentucky
L	3	4	• at Eastern Kentucky
W	20	7	• at Eastern Kentucky
W	4	1	+ vs Tennessee Tech
W	8	4	+ vs Samford
W	10	6	+ vs Jacksonville State
W	7	4	+ vs Southeast Missouri St.
L	10	13	\$ at Nebraska
L	7	8	\$ vs Oral Roberts

^ Florida Spring Break (Bradenton, Fla.)

# Game played in Mattoon, Ill.

% Game played in O'Fallon, Mo.

• Ohio Valley Conference Game

+ OVC Tournament (Paducah, Ky.)

\$ NCAA Regional (Lincoln, Neb.)

## 2009: 31-19\*, 13-5\* OVC (1ST)

\*Records include five overall losses and one OVC loss due to forfeiture after the season

### NATIONALLY RANKED

### COLLEGIATE BASEBALL: WEEKS OF APRIL 6 & 13 PING!BASEBALL.COM: APRIL 27-MAY 18

W	9	6	at Southeastern Louisiana
L	6	8	at Southeastern Louisiana
W	5	1	at Southeastern Louisiana
L	4	5	% vs Saint Louis
W	7	6	% vs Butler
W	5	1	at Southern Illinois
W	4	3	& vs Wisconsin-Milwaukee
L	6	10	& at Louisville
W	16	4	& vs Wisconsin-Milwaukee
L	9	10	at Indiana State
W	9	5	! at South Florida
W	5	3	! vs Bethune Cookman (Fla.)
W	8	6	! vs Oklahoma
W	6	3	^ vs Indiana
L	1	7	^ vs Bradley
W	26	16	• at Morehead State
W	6	4	• at Morehead State
W	10	1	• at Morehead State
W	16	1	at Chicago State
W	9	5	Illinois State
W	25	5	• Tennessee Tech
W	2	0	• Tennessee Tech
W	12	8	at Saint Louis
W	16	5	Chicago State
W	11	5	• Murray State
W	2	1	• Murray State
W	25	7	Indiana State
W	10	3	• at UT Martin
L	3	13	• at UT Martin
W	30	3	• at UT Martin*
W	5	1	at Illinois
W	24	4	Blackburn*
W	8	7	• Jacksonville State
L	3	13	• Jacksonville State
L	5	10	• Jacksonville State
W	10	6	Saint Louis*
L	8	15	Bradley
W	11	1	Illinois College*
W	10	0	SIU Edwardsville*
W	4	2	SIU Edwardsville
W	5	0	SIU Edwardsville
L	4	7	# vs Missouri
W	8	7	• at Southeast Missouri St.
W	8	7	• at Southeast Missouri St.
L	5	7	at Butler
W	14	4	• Eastern Kentucky
L	4	5	• Eastern Kentucky
W	11	5	• Eastern Kentucky
L	5	11	+ vs Jacksonville State
L	4	5	+ vs Murray State

\*Victory forfeited after the season due to the use of an ineligible player

% Evansville Tournament (Evansville, Ind.)

& Louisville Tournament (Louisville, Ky.)

! South Florida Tournament (Tampa, Fla.)

^ Florida Spring Break (Winter Haven, Fla.)

# Wood Bat Game played in O'Fallon, Mo.

• Ohio Valley Conference Game

+ OVC Tournament (Paducah, Ky.)

## 2010: 18-35, 11-12 OVC (5TH)

F	19	L	5-6	at Southeastern Louisiana
F	20	L	5-11	at Southeastern Louisiana
F	21	L	2-7	at Southeastern Louisiana
F	26	L	5-6	at Belmont
F	27	L	7-8	at Belmont
F	28	L	11-12 (10)	at Belmont
M	5	L	2-9	at UAB
M	6	W	12-6	at UAB
M	7	L	3-4	at UAB
M	9	L	2-8	at Indiana State
M	13	W	7-6	at South Florida
M	13	W	11-9	at South Florida
M	14	L	5-8	at South Florida
M	16	L	6-16	% vs Army
M	17	L	1-6	% vs Akron
M	18	L	6-9	% vs Indiana
M	19	L	6-7	% vs No. 27 Ohio State
M	23	W	4-1	Chicago State
M	24	L	8-9	at Southern Illinois
M	27	L	0-1 (12)	• at Eastern Kentucky
M	27	L	3-16	• at Eastern Kentucky
M	28	L	6-7	• at Eastern Kentucky
M	30	L	3-15	at Saint Louis
A	2	W	2-0	• Austin Peay
A	2	W	4-3	• Austin Peay
A	3	L	6-18	• Austin Peay
A	6	W	6-0	Illinois College
A	10	L	2-6	• Morehead State
A	10	W	14-0	• Morehead State
A	11	W	9-5	• Morehead State
A	13	L	1-10	at Illinois
A	17	L	0-4	• at Tennessee Tech
A	17	L	0-3	• at Tennessee Tech
A	18	L	5-6	• at Tennessee Tech
A	21	L	5-6 (10)	^ vs Illinois
A	25	W	8-6	• at Murray State
A	25	W	7-4	• at Murray State
A	27	L	2-10	& vs Missouri
A	28	L	6-8 (10)	Southern Illinois
M	1	W	7-3	• UT Martin
M	1	L	1-2	• UT Martin
M	2	W	5-2	• UT Martin
M	8	L	11-12	• at Jacksonville State
M	8	L	5-8	• at Jacksonville State
M	9	W	10-3	• at Jacksonville State
M	12	W	6-1	at Illinois State
M	14	L	2-9	Indiana State
M	21	W	7-5	• Southeast Missouri
M	21	W	8-5	• Southeast Missouri
M	22	L	0-10	• Southeast Missouri
M	26	W	10-5 (10)	# vs Southeast Missouri
M	27	L	5-7	# vs Jacksonville State
M	28	L	4-14	# vs Murray State

% RussMatt Invitational (Three neutral locations in Florida)

• Ohio Valley Conference Game

# OVC Tournament (Jackson, Tenn.)

^ Peterson Park (Mattoon, Ill.)

& Game played in O'Fallon, Mo.



# Yearly Results

## 2011: 18-33, 9-12 OVC (7<sup>TH</sup>)

F 18	L	2-6	at Southern Miss
F 19	L	1-9	at Southern Miss
F 20	L	0-6	at Southern Miss
F 25	L	1-5	at Central Arkansas
F 26	L	4-5	at Central Arkansas
F 27	L	2-3	at Central Arkansas
M 6	W	7-4	at Evansville
M 6	L	1-4	at Evansville
M 11	L	2-3	at Alabama
M 12	L	1-12	at Alabama
M 13	L	0-5	at Alabama
M 15	L	4-9	at Mississippi State
M 18	W	3-1	at Memphis
M 19	W	4-3	at Memphis
M 20	L	7-11	at Memphis
<b>M 22</b>	<b>W</b>	<b>1-0</b>	<b>Chicago</b>
M 23	L	4-7	Southern Illinois
M 26	L	7-9 (10)	• Eastern Kentucky
M 27	W	8-1	• Eastern Kentucky
M 27	W	5-4	• Eastern Kentucky
<b>M 29</b>	<b>L</b>	<b>2-7</b>	<b>Saint Louis</b>
M 30	L	2-5	at Indiana State
A 2	W	11-9	• at Austin Peay
A 2	L	0-8	• at Austin Peay
A 3	L	7-8	• at Austin Peay
<b>A 5</b>	<b>L</b>	<b>0-4</b>	<b>Western Illinois</b>
A 10	W	25-8	• at Morehead State
A 10	W	23-6	• at Morehead State
A 12	W	4-1	^ Illinois
<b>A 13</b>	<b>W</b>	<b>20-0</b>	<b>Illinois College</b>
<b>A 16</b>	<b>W</b>	<b>8-1</b>	<b>• Tennessee Tech</b>
<b>A 16</b>	<b>L</b>	<b>2-3</b>	<b>• Tennessee Tech</b>
<b>A 17</b>	<b>L</b>	<b>2-3</b>	<b>• Tennessee Tech</b>
A 20	W	10-2	at Illinois
<b>A 23</b>	<b>L</b>	<b>1-4</b>	<b>• Murray State</b>
<b>A 23</b>	<b>W</b>	<b>5-3</b>	<b>• Murray State</b>
A 26	L	5-7	& Missouri
A 30	L	4-6	• at UT Martin
A 30	L	4-5	• at UT Martin
<b>M 7</b>	<b>W</b>	<b>4-3 (15)</b>	<b>• Jacksonville State</b>
<b>M 8</b>	<b>W</b>	<b>7-4</b>	<b>• Jacksonville State</b>
<b>M 8</b>	<b>L</b>	<b>4-5</b>	<b>• Jacksonville State</b>
M 10	W	5-2	at Saint Louis
<b>M 11</b>	<b>L</b>	<b>2-5</b>	<b>Illinois State</b>
M 14	L	1-10	• at SIU Edwardsville
M 14	L	1-2	• at SIU Edwardsville
M 15	L	3-5	• at SIU Edwardsville
M 17	W	3-2	at Bradley
M 20	L	5-9	• at Southeast Missouri
M 20	L	6-9	• at Southeast Missouri
M 21	L	7-8	• at Southeast Missouri

• Ohio Valley Conference Game

^ Peterson Park (Mattoon, Ill.)

& Game played in O'Fallon, Mo.

## 2012: 29-29, 15-11 OVC (4<sup>TH</sup>)

F 17	W	11-2	vs Mississippi Valley
F 17	L	1-2	at Jackson State
F 24	L	1-10	at Southeastern Louisiana
F 25	L	3-4	at Southeastern Louisiana
F 26	L	0-1	at Southeastern Louisiana
F 28	W	3-2	at No. 14 Louisville
M 3	W	8-2	vs IPFW
M 3	W	9-3	at Evansville
M 4	L	1-5	at Evansville
M 6	L	0-10	at Indiana State
M 9	L	0-4	at South Florida
M 10	W	3-0	at South Florida
M 11	L	1-5	at South Florida
M 12	L	1-2	vs Iowa
M 14	L	6-9	vs Navy
M 15	W	6-5 (11)	vs Bucknell
M 16	L	0-1	vs Northwestern
M 20	W	5-1	at Southern Illinois
M 23	L	1-2	at SIUE*
M 24	W	6-3	at SIUE*
M 25	L	0-2	at SIUE*
<b>M 27</b>	<b>W</b>	<b>13-6</b>	<b>No. 30 Saint Louis</b>
<b>M 30</b>	<b>W</b>	<b>5-1</b>	<b>Southeast Missouri*</b>
<b>M 31</b>	<b>L</b>	<b>5-12</b>	<b>Southeast Missouri*</b>
<b>A 1</b>	<b>W</b>	<b>10-0</b>	<b>Southeast Missouri*</b>
A 3	L	1-9	at Illinois State
<b>A 6</b>	<b>L</b>	<b>7-8 (17)</b>	<b>Austin Peay*</b>
<b>A 7</b>	<b>W</b>	<b>2-1 (9)</b>	<b>Austin Peay*</b>
A 10	L	3-10	at Illinois
<b>A 11</b>	<b>W</b>	<b>10-3</b>	<b>Illinois College</b>
A 13	L	4-5 (11)	at Eastern Kentucky*
A 14	L	2-9	at Eastern Kentucky*
A 15	W	9-7	at Eastern Kentucky*
A 18	L	2-5	vs Illinois%
<b>A 21</b>	<b>L</b>	<b>3-6</b>	<b>Morehead State*</b>
<b>A 21</b>	<b>L</b>	<b>2-13</b>	<b>Morehead State*</b>
<b>A 22</b>	<b>W</b>	<b>13-8</b>	<b>Morehead State*</b>
A 24	L	1-11	at Western Illinois
<b>A 25</b>	<b>W</b>	<b>7-6</b>	<b>Benedictine</b>
A 26	W	7-6 (10)	at Tennessee Tech*
A 28	W	9-8	at Tennessee Tech*
A 29	W	9-3	at Tennessee Tech*
M 4	W	11-5	at Murray State*
M 5	W	16-5	at Murray State*
M 6	W	12-7	at Murray State*
M 8	L	6-11	at Saint Louis
<b>M 11</b>	<b>L</b>	<b>4-5</b>	<b>UT Martin*</b>
<b>M 12</b>	<b>W</b>	<b>6-2</b>	<b>UT Martin*</b>
<b>M 13</b>	<b>W</b>	<b>13-4</b>	<b>UT Martin*</b>
<b>M 15</b>	<b>W</b>	<b>4-3</b>	<b>Bradley</b>
M 17	W	17-8	at Jacksonville State*
M 18	L	2-7	at Jacksonville State*
M 19	L	3-15	at Jacksonville State*
M 23	W	2-1	vs Morehead State^
M 24	W	11-2	vs Eastern Kentucky^
M 25	W	7-6	vs Southeast Missouri^
M 26	L	0-7	vs Austin Peay^
M 27	L	0-3	vs Austin Peay^

\* Ohio Valley Conference Game

% Peterson Park (Mattoon, Ill.)

^ OVC Tournament (Jackson, Tenn.)