



**EASTERN ILLINOIS
2012 BASEBALL
MEDIA SUPPLEMENT**

2012 Eastern Illinois Baseball

2012 Schedule

FEBRUARY

17 vs Mississippi Valley State% 3 p.m.
 18 at Jackson State% Noon
 18 vs Mississippi Valley State% 6 p.m.
 19 at Jackson State% 1 p.m.
 24 at Southeastern Louisiana 6 p.m.
 25 at Southeastern Louisiana 2 p.m.
 26 at Southeastern Louisiana 1 p.m.
 28 at Louisville 3 p.m.

MARCH

2 vs IPFW^ 3 p.m.
 3 at Evansville^ 11 a.m.
 4 at Evansville^ 1 p.m.
 6 at Indiana State 3 p.m.
 9 at South Florida 7 p.m.
 10 at South Florida 6 p.m.
 11 at South Florida 1 p.m.
 12 vs Iowa+ TBA
 14 vs Navy+ TBA
 15 vs Bucknell+ TBA
 16 vs Northwestern+ TBA
 20 at Southern Illinois 3 p.m.
 23 at SIU Edwardsville* 6 p.m.
 24 at SIU Edwardsville* 1 p.m.
 25 at SIU Edwardsville* 1 p.m.
 27 SAINT LOUIS 3 P.M.
 30 SOUTHEAST MISSOURI* 3 P.M.
 31 SOUTHEAST MISSOURI* 1 P.M.

APRIL

1 SOUTHEAST MISSOURI* 1 P.M.
 3 at Illinois State 4:30 p.m.
 5 AUSTIN PEAY* 3 P.M.
 6 AUSTIN PEAY* 3 P.M.
 7 AUSTIN PEAY* 1 P.M.
 10 at Illinois 6:05 p.m.
 11 ILLINOIS COLLEGE 3 P.M.
 13 at Eastern Kentucky* 3 p.m.
 14 at Eastern Kentucky* 2 p.m.
 15 at Eastern Kentucky* 1 p.m.
 18 vs Illinois # 6 p.m.
 20 MOREHEAD STATE* 3 P.M.
 21 MOREHEAD STATE* 1 P.M.
 22 MOREHEAD STATE* 1 P.M.
 24 at Western Illinois 3:30 p.m.
 25 BENEDICTINE (IL) 3 P.M.
 27 at Tennessee Tech* 6 p.m.
 28 at Tennessee Tech* 2 p.m.
 29 at Tennessee Tech* 1 p.m.

MAY

4 at Murray State* 3 p.m.
 5 at Murray State* 2 p.m.
 6 at Murray State* 1 p.m.
 8 at Saint Louis 6 p.m.
 11 UT MARTIN* 3 P.M.
 12 UT MARTIN* 1 P.M.
 13 UT MARTIN* 1 P.M.
 15 BRADLEY 3 P.M.
 17 at Jacksonville State* 6 p.m.
 18 at Jacksonville State* 1 p.m.
 19 at Jacksonville State* 1 p.m.
 23-26 OVC Tournament TBA

All Times Central and subject to change
 Home games listed in **BOLD CAPS**
 * Ohio Valley Conference game
 % Jackson State Tournament (Jackson, Miss.)
 + Spring Break Tournament (Davenport, Fla.)
 ^ Evansville Tournament (Evansville, Ind.)
 # Game played at Peterson Park (Mattoon, Ill.)

UNIVERSITY INFORMATION

Location Charleston, Ill. (21,000)
 Year Founded 1895
 Enrollment 11,630
 Nickname Panthers
 School Colors Blue & Gray
 Affiliation NCAA Division I
 Conference Ohio Valley
 President Dr. William Perry
 Director of Athletics Barbara Burke
 Athletics Phone 217-581-6014

COACHING STAFF

Head Coach Jim Schmitz
 Alma Mater, Year Wilmington College, 1979
 Career Record 611-617 (24 seasons)
 Record at EIU 447-456 (17 seasons)
 Assistant Coach Skylar Meade, 5th
 Assistant Coach Jason Belk, 2nd
 Volunteer Assistant Coach Ben Wolgamot, 1st
 Baseball Office Phone 217-581-8510
 Athletic Trainer Aaron Haselhorst

TEAM INFORMATION

2011 Overall Record 18-33
 Conference Record/Finish 9-12/7th
 Lettermen Returning/Lost 17/12
 Position Starters Returning/Lost 6/3
 Pitchers Returning/Lost 7/4
 Starting Pitchers Returning/Lost 4/1
 Newcomers 12

STADIUM INFORMATION

Home Field Coaches Stadium
 Surface Grass
 Capacity 500
 Dimensions 340-360-380-360-340

SPORTS INFORMATION

Baseball SID Greg Lautzenheiser
 Office Phone 217-581-7020
 Cell Phone 419-605-8512
 E-Mail glautzenheiser@eiu.edu
 Website eiupanthers.com
 Twitter @eiupanthers
 Facebook Eastern Illinois Panthers

RETURNING POSITION STARTERS

Pos.	Name	Yr.	B/T	G-GS	Avg.	HR	RBI	R	2B	SLG	OBP	SB-SBA
1B	T.J. McManus	R-Sr.	L/R	45-43	.316	3	27	24	12	.454	.394	0-0
2B	Brad Schweigert	R-Sr.	R/R	39-34	.272	1	10	13	1	.307	.331	2-2
LF	Ben Thoma	R-Sr.	R/R	48-48	.266	11	37	27	13	.525	.305	2-2
C	Jacob Reese	So.	R/R	47-46	.237	0	10	22	3	.259	.323	1-2
3B	Ryan Dineen	Jr.	L/R	41-34	.261	1	13	13	4	.261	.297	1-1
OF	Nick Priessman	Jr.	S/R	39-26	.286	0	10	16	3	.316	.364	6-9

TOP RETURNING PITCHERS

Pos.	Name	Yr.	Ht.	ERA	W-L	IP	K	BB	B/Avg.
RHP	Mike Hoekstra	R-Sr.	6-3	5.53	5-6	84.2	50	15	.318
RHP	Luke Bushur	So.	6-0	6.04	4-5	56.2	49	22	.313
LHP	Darin Worman	Sr.	6-4	2.18	0-1	20.2	15	7	.171
RHP	Troy Barton	Jr.	6-6	3.50	3-4	46.1	42	17	.214
LHP	Christian Slazinik	So.	6-0	5.57	2-5	42.0	29	19	.312
LHP	Adam Clark	Sr.	6-2	6.03	0-4	31.1	23	8	.348

NEWCOMERS

No.	Name	Pos.	Ht.	Yr.	B/T	Hometown/Previous School
1	Nathan Sopena	IF	5-9	Jr.	R/R	Lake in the Hills, Ill./Heartland C.C.
10	Pete Strommen	OF	6-3	Fr.	R/R	Madison, Wis./Madison East
15	Caleb Howell	OF	5-11	Fr.	L/L	Jacksonville, Ill./Jacksonville
16	Dane Sauer	IF	5-11	Fr.	R/R	West Chicago, Ill./West Chicago
21	John Devito	C	5-10	Fr.	R/R	Mundelein, Ill./Mundelein
22	Scott Houdek	RHP	6-4	Jr.	R/R	Glenview, Ill./Heartland C.C.
23	Andrew Grahm	RHP	6-4	Fr.	R/R	Louisville, Ill./North Clay
28	Matt Borens	RHP	6-7	Fr.	R/R	Monee, Ill./Monee
33	Brant Valach	IF	6-2	Fr.	R/R	Orland Park, Ill./Carl Sandburg
34	Keith Koser	RHP	6-2	Jr.	R/R	Akron, Ind./Wabash Valley C.C.
35	Cody Vogler	RHP/IF	6-2	Fr.	R/R	New Lenox, Ill./Lincoln-Way West
38	Trent Whitcomb	OF	5-11	Fr.	L/R	Appleton, Wis./Appleton North

2012 Eastern Illinois Baseball

PRESEASON NOTES

PANTHERS IN SEASON OPENERS

EIU is 28-24 all-time in season openers dating back to 1960. Under the direction of EIU head coach Jim Schmitz, the Panthers are 5-12 in season openers.

PANTHERS PICKED TABBED SEVENTH IN PRESEASON POLL

The Panther baseball team was picked to finish seventh in the Ohio Valley Conference Preseason Poll as voted on by the conference's 10 head coaches.

Austin Peay, the reigning OVC regular-season and tournament champions, were picked to finish first after earning seven first-place votes. Jacksonville State was tabbed to finish second and Tennessee Tech was picked to finish third.

Southeast Missouri was fourth in the poll followed by SIU Edwardsville, Eastern Kentucky and Eastern Illinois. UT Martin, Murray State and Morehead State rounded out the final three spots in poll.

2012 SCHEDULE

The Panthers open the 2012 schedule with 23 consecutive games away from Coaches Stadium. EIU's home opener is slated for March 27 against Saint Louis. The Panthers will play four of its nine OVC series at home with the OVC Tournament being held in Jackson, Tenn., on May 23-26.

NEW OVC SCHEDULE FORMAT

Previously the OVC played a three-game series spread over two days, with the teams playing a doubleheader on Saturday (with one of those games being a 7-inning game, the other a 9-inning affair) and a single 9-inning game on Sunday.

Starting this season the series schedule will move to a three-game series over three days (Friday-Saturday-Sunday), with a single 9-inning game being played each day. Games on Friday will begin no earlier than 3 p.m. local time and no later than 6 p.m. local time.

BUSHUR RETURNS AFTER EARNING OVC NEWCOMER TEAM HONORS

Sophomore Luke Bushur is the Panthers lone returning all-conference selection, earning all-newcomer team accolades in 2011. The RHP posted a 4-5 record as a starter with 49 strikeouts – the second most on the team – in 56.2 innings of work.

SCHMITZ ENTERS 18th SEASON AS THE PANTHER SKIPPER

Panther head coach Jim Schmitz enters his 18th season at the helm of the EIU baseball program and 25th overall season as a head coach. Schmitz has amassed over 600 wins as a head coach.

Under Schmitz, the Panthers have won four outright OVC regular-season titles – tied for the most by any school in the OVC. He has also won OVC Coach of the Year on three occasions, the most by any skipper in the conference.

A total of 16 players at EIU have been drafted under Schmitz, including five players in the last three years. 43 Panthers have earned first team or second team all-conference selections since Schmitz took over the program in 1995.

SEASON PREVIEW - PITCHERS

EIU returns seven pitchers – including four starters – from a staff that led the Ohio Valley Conference in earned run average a year ago. Under the direction of assistant coach/recruiting coordinator Skylar Meade, the pitching staff has led the conference in ERA in three of the last four seasons.

Redshirt-senior Mike Hoekstra returns as the Panthers top starter after posting five wins last year with a team-high 50 strikeouts. Sophomore Luke Bushur returns after recording four wins and 49 strikeouts in 2011 while being named to the OVC Newcomer Team.

RHP Troy Barton looks to add depth to the weekend rotation after spending his first two seasons with the Panthers as a midweek starter. The Libertyville, Ill., native held opposing hitters to a .214 batting average in 46.1 innings of work last season.

Three southpaws also return in seniors Adam Clark and Darin Worman and sophomore Christian Slazinik. The trio combined for 67 strikeouts in 94 innings of work in 2011.

Newcomers include true freshmen Matt Borens, Andrew Grahn and Cody Vogler. Juniors Scott Houdek and Keith Koser look to add experience to the mound as both players competed at the junior college level in 2010 and 2011.

SEASON PREVIEW - HITTERS

EIU returns one of its top hitters from a year ago in redshirt-senior Ben Thoma. The outfielder led the squad with 11 home runs while driving in 37 runs and posting 12 doubles. The Panthers also return redshirt-senior T.J. McManus who hit .316 last season with 27 RBI, 24 runs and 12 doubles.

After posting the second-lowest batting average in the Ohio Valley Conference last season, the Panthers expect their newcomers to step up to the plate. Freshman Caleb Howell is projected to lead off for EIU after playing baseball at Jacksonville HS in Jacksonville, Ill. The southpaw was a two-time all-state selection. Another freshman in Brant Valach is also expected to add depth to the batting order and play third base.

HOEKSTRA IN THE CAREER PITCHING CHARTS

Redshirt-senior Mike Hoekstra enters the 2012 season ranked 10th in career games started with 30. The RHP has an 11-10 career record with a 4.73 ERA in 182.2 innings of action. He also has posted 110 strikeouts to only 27 walks.

THOMA CLOSING IN ON CAREER BATTING CHARTS

Redshirt-senior Ben Thoma is closing in on the career top-10 charts in doubles, home runs and RBI. The outfielder has 24 homers, two shy of breaking the top-10. He also needs nine doubles and 20 RBI to enter the top-10 of both of those statistical categories.

2012 Eastern Illinois Baseball

NUMERICAL ROSTER

No.	Name	Pos.	Ht.	Wt.	B/T	Yr.	Hometown/High School/Previous School
1	Nathan Sopena	IF	5-9	180	R/R	Jr.	Lake in the Hills, Ill./Huntley/Heartland C.C.
2	Tyler Schweigert	IF	6-0	180	R/R	So.	Round Lake, Ill./Libertyville
3	Ryan Dineen	IF/P	6-1	200	L/R	Jr.	Valparaiso, Ind./Andreas
4	Nick Priessman	OF	5-11	185	S/R	Jr.	Cincinnati, Ohio/Colerain
5	David Ciaglia	OF	6-4	220	R/R	R-Sr.	Addison, Ill./Addison Trail/Lake Land College
6	Luke Bushur	RHP	6-0	185	R/R	So.	Teutopolis, Ill./Teutopolis
8	Cameron Berra	UTL	5-10	205	R/R	So.	St. Louis, Mo./Parkway Central
10	Pete Strommen	OF	6-3	190	R/R	Fr.	Madison, Wis./Madison East
11	Darin Worman	LHP	6-4	175	R/L	Sr.	Dietrich, Ill./Dietrich/Parkland College
12	Kevin Austin	C	5-11	180	R/R	R-Sr.	Chicago, Ill./St. Rita
14	Mike Hoekstra	RHP	6-3	185	R/R	R-Sr.	Lansing, Ill./Thornton Fractional South
15	Caleb Howell	OF	5-11	165	L/L	Fr.	Jacksonville, Ill./Jacksonville
16	Dane Sauer	IF	5-11	175	R/R	Fr.	West Chicago, Ill./West Chicago
17	George Kalousek	RHP	6-4	205	R/R	R-Jr.	Schaumburg, Ill./Schaumburg
21	John Devito	C	5-10	190	R/R	Fr.	Mundelein, Ill./Mundelein
22	Scott Houdek	RHP	6-4	215	R/R	Jr.	Glenview, Ill./Glenbrook South/Heartland C.C.
23	Andrew Grahn	RHP	6-4	175	R/R	Fr.	Louisville, Ill./North Clay
24	Ben Thoma	OF	6-2	210	R/R	R-Sr.	Columbia, Ill./Columbia
26	Brad Schweigert	IF	5-10	175	R/R	Sr.	Bourbonnais, Ill./Bradley-Bourbonnais
27	T.J. McManus	IF	6-1	210	L/R	R-Sr.	Glenview, Ill./Glenbrook South/Parkland College
28	Matt Borens	RHP	6-7	185	R/R	Fr.	Monee, Ill./Peotone
29	Christian Slazinik	LHP	6-0	190	S/L	So.	St. Louis, Mo./St. John Vianney
31	Troy Barton	RHP	6-6	225	R/R	Jr.	Libertyville, Ill./Libertyville
32	Adam Clark	LHP	6-2	225	L/L	Sr.	Norwood, Ohio/Norwood/Lincoln Trail College
33	Brant Valach	IF	6-2	205	R/R	Fr.	Orland Park, Ill./Carl Sandburg
34	Keith Koser	RHP	6-2	215	R/R	Jr.	Akron, Ind./Tippecanoe/Wabash Valley C.C.
35	Cody Vogler	RHP/IF	6-2	260	R/R	Fr.	New Lenox, Ill./Lincoln-Way West
37	Jacob Reese	C	5-10	195	R/R	So.	Rochester, Ill./Chatham-Glenwood
38	Trent Whitcomb	OF	5-11	190	L/R	Fr.	Appleton, Wis./Appleton North

Coaching Staff

Head Coach - Jim Schmitz (18th season)
 Assistant Coach - Skylar Meade (5th season)
 Assistant Coach - Jason Belk (2nd season)
 Volunteer Assistant Coach - Ben Wolgamot (1st season)

ALPHABETICAL ROSTER

No.	Name	Pos.	Ht.	Wt.	B/T	Yr.	Hometown/High School/Previous School
12	Kevin Austin	C	5-11	180	R/R	R-Sr.	Chicago, Ill./St. Rita
31	Troy Barton	RHP	6-6	225	R/R	Jr.	Libertyville, Ill./Libertyville
8	Cameron Berra	UTL	5-10	205	R/R	So.	St. Louis, Mo./Parkway Central
28	Matt Borens	RHP	6-7	185	R/R	Fr.	Monee, Ill./Peotone
6	Luke Bushur	RHP	6-0	185	R/R	So.	Teutopolis, Ill./Teutopolis
5	David Ciaglia	OF	6-4	220	R/R	R-Sr.	Addison, Ill./Addison Trail/Lake Land College
32	Adam Clark	LHP	6-2	225	L/L	Sr.	Norwood, Ohio/Norwood/Lincoln Trail College
21	John Devito	C	5-10	190	R/R	Fr.	Mundelein, Ill./Mundelein
3	Ryan Dineen	IF/P	6-1	200	L/R	Jr.	Valparaiso, Ind./Andreas
23	Andrew Grahn	RHP	6-4	175	R/R	Fr.	Louisville, Ill./North Clay
14	Mike Hoekstra	RHP	6-3	185	R/R	R-Sr.	Lansing, Ill./Thornton Fractional South
22	Scott Houdek	RHP	6-4	215	R/R	Jr.	Glenview, Ill./Glenbrook South/Heartland C.C.
15	Caleb Howell	OF	5-11	165	L/L	Fr.	Jacksonville, Ill./Jacksonville
17	George Kalousek	RHP	6-4	205	R/R	R-Jr.	Schaumburg, Ill./Schaumburg
34	Keith Koser	RHP	6-2	215	R/R	Jr.	Akron, Ind./Tippecanoe/Wabash Valley C.C.
27	T.J. McManus	IF	6-1	210	L/R	R-Sr.	Glenview, Ill./Glenbrook South/Parkland College
4	Nick Priessman	OF	5-11	185	S/R	Jr.	Cincinnati, Ohio/Colerain
37	Jacob Reese	C	5-10	195	R/R	So.	Rochester, Ill./Chatham-Glenwood
16	Dane Sauer	IF	5-11	175	R/R	Fr.	West Chicago, Ill./West Chicago
26	Brad Schweigert	IF	5-10	175	R/R	Sr.	Bourbonnais, Ill./Bradley-Bourbonnais
2	Tyler Schweigert	IF	6-0	180	R/R	So.	Round Lake, Ill./Libertyville
29	Christian Slazinik	LHP	6-0	190	S/L	So.	St. Louis, Mo./St. John Vianney
1	Nathan Sopena	IF	5-9	180	R/R	Jr.	Lake in the Hills, Ill./Huntley/Heartland C.C.
10	Pete Strommen	OF	6-3	190	R/R	Fr.	Madison, Wis./Madison East
24	Ben Thoma	OF	6-2	210	R/R	R-Sr.	Columbia, Ill./Columbia
33	Brant Valach	IF	6-2	205	R/R	Fr.	Orland Park, Ill./Carl Sandburg
35	Cody Vogler	RHP/IF	6-2	260	R/R	Fr.	New Lenox, Ill./Lincoln-Way West
38	Trent Whitcomb	OF	5-11	190	L/R	Fr.	Appleton, Wis./Appleton North
11	Darin Worman	LHP	6-4	175	R/L	Sr.	Dietrich, Ill./Dietrich/Parkland College

Head Coach Jim Schmitz



Jim Schmitz
Head Coach
Year: 18th Season
Record at EIU: 447-456 (17 seasons)
Career: 611-617 (24 seasons)
Alma Mater: Wilmington College, 1979

Jimmy Schmitz was hired in the fall of 1994 to guide the Eastern Illinois baseball program. 17 seasons later, the skipper has won more games than any other EIU baseball coach in addition to taking the program to unprecedented heights.

The three-time Ohio Valley Conference Coach of the Year has won four regular-season titles – most recently in 2009 – and has taken the Panthers to the NCAA Tournament on two occasions, both in 1999 and 2008. In addition to the OVC titles, Schmitz won back-to-back west division championships when EIU played in The Summit League (formerly the Mid-Continent Conference) from 1995-96.

Schmitz has seen the on-field accomplishments of his players come to fruition as 60 players have earned all-conference accolades including 34 players who have earned first-team distinction. Three players have also earned player of the year honors in Matt Marzec (1998), Pete Pirman (2002) and Jordan Kreke (2009) during his tenure. John Larson also captured pitcher of the year honors in 1999 while Ben Duke earned newcomer of the year recognition in 2001.

Under the tutelage of Schmitz, 16 players have been taken in Major League Baseball's First-Year Players Draft since taking the helm of the program in 1995. In June of 2011, Zach Borenstein became the fifth Panther selected in the draft in the last three seasons.

When Tyler Kehrer went 48th overall in the 2009 MLB Draft, he became the highest Panther picked since 1988.

The 2011 season saw the Panther pitching staff post the best earned run average in the OVC. EIU has posted the best ERA in the OVC in three of the last four seasons with the Panthers finishing the 2009 campaign with the second-best ERA, respectively.

Schmitz Year-by-Year			
<u>Year</u>	<u>School</u>	<u>Overall</u>	<u>Conference</u>
1984	... Wilmington (OH) 13-21	
1985	... Wilmington (OH) 22-20	
1986	... Wilmington (OH) 26-19	
		<u>3 Years..... 61-60 (.504)</u>	
1987	... Cincinnati 31-21 5-8, Metro
1988	... Cincinnati 28-21 7-10, Metro
1989	... Cincinnati 21-30 3-14, Metro
1990	... Cincinnati 23-29 5-10, Metro
		<u>4 Years..... 103-101 (.505)</u>	
1995	... Eastern Illinois 28-19 15-5, 1st (west) Mid-Con
1996	... Eastern Illinois 25-22 15-3, 1st (west) Mid-Con
1997	... Eastern Illinois 25-28 13-11, 4th, OVC
1998	... Eastern Illinois 37-16 17-6, 1st, OVC
1999	... Eastern Illinois 33-23 17-7, 1st, OVC
2000	... Eastern Illinois 22-33 10-13, 6th, OVC
2001	... Eastern Illinois 35-20 19-1, 1st, OVC
2002	... Eastern Illinois 25-26 12-8, 2nd, OVC
2003	... Eastern Illinois 26-31 8-12, 6th, OVC
2004	... Eastern Illinois 26-30 17-9, 2nd, OVC
2005	... Eastern Illinois 17-39 14-13, 7th, OVC
2006	... Eastern Illinois 31-24 17-10, 3rd, OVC
2007	... Eastern Illinois 23-28 12-14, 7th, OVC
2008	... Eastern Illinois 27-30 13-13, 4th, OVC
2009	... Eastern Illinois 31-19 13-5, 1st, OVC
2010	... Eastern Illinois 18-35 11-12, 5th, OVC
2011	... Eastern Illinois 18-33 9-12, 7th, OVC
		<u>17 Years 447-456 (.495)</u>	
Total Record as a Head Coach (24 Seasons): 611-617 (.498)			
*spent 1991-94 seasons as an assistant coach at Ole Miss			

Head Coach Jim Schmitz

Since 1995 Under Schmitz...

- 4 outright OVC regular-season titles, the most of any school in the conference
- 19 players drafted or signed as a free agent by a Major League squad
- 2 trips to the NCAA Tournament, including EIU's first ever trip in the Division I Era in 1999
- 3 OVC Players of the Year, only one of two schools in the OVC to have that many
- 43 All-Conference First Team and Second Team Selections
- 3 times Coach Schmitz has been named OVC Coach of the Year, the most of any skipper since 1995

In addition to the individual and team accomplishments over the years, Schmitz has reached levels of success unseen before his arrival in Charleston. In 1999, the Panthers advanced to the NCAA Division I Tournament for the first time in school history. EIU finished third in the Waco Regional and upset No. 21 Arizona in the process. Schmitz also guided the Panthers to back-to-back 30-win seasons in 1998 and 1999 for the first time in school history.

Schmitz inherited a program in 1995 without any returning starting pitchers and captured the west division of the conference, posting a 28-19 record (.596 winning percentage) – the best winning percentage since 1988. Schmitz would go on to win the west division title the following year, igniting the start of a successful tenure as the Panther skipper.

Off the field, Schmitz believes in giving back to the community as his team participates in a service program every fall and spring. Each fall the team assists with local Habitat for Humanity projects that benefit the underprivileged. His teams have also participated in Lake Land College's Friends for a Day service program.

Prior to EIU, Schmitz was an assistant coach under former Chicago Cub Don Kessinger at the University of Mississippi from 1991-94. Schmitz assisted in landing the nation's No. 17 recruiting class in 1993 – as ranked by Collegiate Baseball.

Schmitz was head coach at the University of Cincinnati from 1987-90 where he guided the 1987 squad to a program-best 31 wins and back-to-back winning seasons for the first time in the Metro Conference. Nine of his Bearcats signed professional contracts.

Schmitz landed his first head coaching job at Wilmington (Ohio) College where he led the program from 1984-86. He guided the program to its first 20-win season and its first appearance in the NAIA Tournament in 1986.

Schmitz earned his undergraduate degree from Wilmington in 1979 and a master's in sports administration from Ohio State University in 1986. He and his wife Kathy have three daughters, Abigail, Casey and Hannah.

EIU Players Drafted Under Schmitz

Year	Player (Round)	Team
2011	Zach Borenstein (23rd)	Los Angeles Angels
2010	Josh Mueller (13th)	Colorado Rockies
	Mike Recchia (FA)	New York Yankees
2009	Tyler Kehrer (Comp A, 48th Overall)	Los Angeles Angels
	Brett Nommensen (8th)	Tampa Bay Rays
	Jordan Kreke (13th)	Atlanta Braves
2007	Eric Huber (12th)	Pittsburgh Pirates
2004	Kyle Haines (31st)	San Francisco Giants
	Chris Uhle (31st)	Houston Astros
2003	Jordan Pals (20th)	St. Louis Cardinals
	Bret Pignatiello (27th)	Montreal Expos
2001	Chris Martin (FA)	New York Yankees
2000	John Larson (21st)	Pittsburgh Pirates
1999	Matt Gage (20th)	Oakland A's
	John Larson (17th)	Minnesota Twins
1998	Bobby Castelli (4th)	Montreal Expos
1997	Randy Eversgerd (12th)	Toronto Blue Jays
1996	Steve Dunlop	Arizona Diamondbacks
1995	Willy Hilton (13th)	Oakland A's

Assistant Coaches

Skylar Meade

Pitching Coach/Recruiting Coordinator

Year: 5th Season

Alma Mater: Louisville, 2007

Skylar Meade joined the Eastern Illinois baseball staff in the fall of 2007 as a graduate assistant coach, working with the pitchers. Meade became a full-time member of the staff in the fall of 2009 as he was named the pitching coach and recruiting coordinator.

In four seasons, Meade has seen a number of his pitchers rack up Ohio Valley Conference accolades in addition to being drafted in the annual Major League Baseball Draft.

In 2010, Josh Mueller was drafted in the 13th round of the MLB draft by the Colorado Rockies while teammate Mike Recchia signed as a free agent with the New York Yankees. Both individuals earned OVC honors in their respective careers with the Panthers as Mueller was named to the OVC All-Freshman Team in 2008 while Recchia was a two-time OVC First-Team Selection in 2009 and 2010.

2009 saw Tyler Kehrer become the highest drafted player since Stan Royer in 1988, being taken as the 48th overall pick to the Los Angeles Angels in Compensation Round A. Kehrer led the OVC in strikeouts and batting average against.

In addition to the individual accomplishments pitchers have achieved under Meade, the entire rotation has been one of the best in the OVC since 2007. The last four seasons the Panthers have posted the best staff ERA in the OVC on three occasions, recording a league-best ERA in 2008, 2010 and 2011. In 2009, EIU finished the year second in the OVC in ERA with a 4.94 ERA.

Meade assisted in coaching the Panthers to the 2009 OVC Regular-Season Title and a 31-19 record. In his second year with the staff, EIU captured the 2008 OVC Tournament Title and advanced to the NCAA Division I Tournament for a second time.

Meade joined the coaching staff at EIU after his playing career at the University of Louisville. With the Cardinals, Meade anchored a pitching staff that helped lead Louisville to the 2007 College World Series. The left-handed pitcher recorded nine wins in 2007 and limited opposing batters to a .247 average. He concluded his career with a 16-7 record, including a 5-1 mark in conference action.

The Louisville, Ky., native earned a bachelor's degree in sports administration from Louisville in 2007 and completed a master's degree in kinesiology and sports studies (sports management) in the summer of 2009 from EIU.

Jason Belk

Assistant Coach

Year: 2nd Season

Alma Mater: Iowa, 2008

Jason Belk joined the Eastern Illinois University baseball team in the fall of 2010 after a previously serving as a graduate assistant coach at St. Ambrose University in Davenport, Iowa from 2008-10. Belk served as a volunteer assistant coach in his first year with the program before being promoted to assistant coach in June of 2011.

Belk will work primarily with the catchers and hitters while overseeing the team's travel. He also assists Coach Meade in recruiting and assists in day-to-day operations of the program. Additionally, Belk is responsible for placing players in summer leagues.

Before coaching at St. Ambrose, the Davenport, Iowa, native spent three summers coaching in collegiate league baseball. From 2009-10, Belk was the pitching coach for the Mankato MoonDogs of the Northwoods League where he saw the team set a number of records. The 2009 MoonDogs' pitching staff posted a 2.50 ERA, the lowest in team history, while allowing a franchise-low 228 runs and 176 earned runs.

In the summer of 2008, Belk served as the pitching coach for the Tradewater Pirates of the K.I.T. League that won the regular-season title. The Pirate rotation led the league in team ERA and team strikeouts.

Belk played collegiately at the University of Iowa from 2007-08, Kirkwood Community College (Iowa) in 2005 and Chandler-Gilbert Community College (Arizona) in 2006 under former University of Southern California assistant coach, Doyle Wilson, who was with the Trojans from 2007-11.

Belk graduated from Iowa in 2008 with a bachelor's degree and earned a master's degree in organizational leadership from St. Ambrose in 2010.

Ben Wolgamot

Volunteer Assistant Coach

Year: 1st Season

Alma Mater: Purdue, 2010

Ben Wolgamot joined the Eastern Illinois baseball staff as a volunteer assistant coach in August of 2011. Wolgamot previously was an assistant coach at Wabash College for the 2011 baseball season.

While at Wabash College, Wolgamot coached John Holm to North Coast Athletic Conference Baseball Player of the Year honors and Honorable Mention All-America Team honors, becoming only the second player in school history to be selected as an All-American.

Prior to Wasbash College, Wolgamot spent the 2010 season as an assistant coach at Danville Area C.C.

The Danville, Ill., native played collegiately at Purdue from 2008-09 and at Danville Area C.C. from 2006-07. The second baseman earned first-team Big Team honors in 2008. At Danville Area C.C. in 2007, he batted .400 on his way to earning Easton Defensive Player of the Year honors and the Rawlings Gold Glove award.

Wolgamot earned a bachelor's degree in health and fitness from Purdue in 2010.

Panther Returners

12 - Kevin Austin
Redshirt-Sophomore • C • 5-11 • 180 • R/R
Chicago, Ill. (St. Rita HS)

REDSHIRT FRESHMAN (2011): Played in one game, coming against Illinois College on April 13... went 1-for-2 with a run and an RBI in the victory.

FRESHMAN (2010): After making the team as a walk-on in the fall, did not see action during his first year with the program.

HIGH SCHOOL: Was a four-year letterwinner in baseball... also lettered three times in wrestling... helped St. Rita HS to a IHSA 4A State Runner-Up finish in 2009... also helped high school squad finish third at the IHSA State Wrestling Championships in 2006... played for Mike Zunica in high school... also played for the Illinois Sparks in the summer.

PERSONAL: Son of Larry and Diana Austin... major is undecided.

CAREER STATISTICS

Year	avg	gp-gs	ab	r	h	2b	3b	hr	rbi	tb	slg%	bb	hbp	so	gdp	ob%	sf	sh	sb-att	po	a	e	fld%
2011	.500	1-0	2	1	1	0	0	0	1	1	.500	0	0	0	0	.500	0	0	0-0	5	0	0	1.000
TOTAL	.500	1-0	2	1	1	0	0	0	1	1	.500	0	0	0	0	.500	0	0	0-0	5	0	0	1.000

31 - Troy Barton
Junior • RHP • 6-6 • 225 • R/R
Libertyville, Ill. (Libertyville HS)

SOPHOMORE (2011): Made five starts in a total of 22 appearances... primarily used as EIU's midweek starter... picked up his first win of the season on March 22 against Chicago State in the Panthers home opener... tossed a season-high six strikeouts versus Big XII member Missouri on April 26... threw 42 strikeouts on the year to 17 walks in 46.1 innings of work... posted a 3.50 ERA and a 3-4 record on the year... went 0-1 with a 4.72 ERA in 9.2 innings of relief work during OVC play... only allowed one home run and a total of 11 extra base hits.

FRESHMAN (2010): Made nine starts in a total of 14 appearances... primarily used as EIU's midweek starter... recorded his first career save in only his third appearance with the Panthers, coming against South Florida on March 13... posted his first career win against Illinois College on April 6, striking out six and only surrendering two hits in five innings of action... threw a season-high seven strikeouts against in-state foe Illinois State on May 12... tossed 34 strikeouts and issued 19 walks on the year... posted a 5.75 ERA and a 2-5 record in his first season with EIU.

HIGH SCHOOL: Was a two-time letterwinner in baseball... also lettered twice in basketball... named to the all-state honorable mention team by the Daily Herald as a senior... selected to the All-North Suburban Conference Team on two occasions... helped Libertyville HS to a regional championship in 2009... was named team captain as a senior... played in the Midwest Pro Scout Classic after pitching in the 2008 Chicago Fall Scout League... also played for the McHenry County Hurricanes during the summer... was an honor roll student... played for Jim Schurr in high school.

PERSONAL: Son of John and Pam Barton... majoring in secondary education.

CAREER STATISTICS

Year	avg	gp-gs	ab	r	h	2b	3b	hr	rbi	tb	slg%	bb	hbp	so	gdp	ob%	sf	sh	sb-att	po	a	e	fld%
2010	.000	0-0	0	0	0	0	0	0	0	0	.000	0	0	0	0	.000	0	0	0-0	2	8	0	1.000
2011	.000	0-0	0	0	0	0	0	0	0	0	.000	0	0	0	0	.000	0	0	0-0	3	2	3	.625
TOTAL	.000	0-0	0	0	0	0	0	0	0	0	.000	0	0	0	0	.000	0	0	0-0	5	10	3	.833

Year	era	w-l	app	gs	cq	sho	sv	ip	h	r	er	bb	so	2b	3b	hr	bf	bavg	wp	hbp	bk	sfa	sha
2010	5.75	2-5	14	9	0	0/1	1	40.2	47	27	26	19	34	8	0	2	187	.299	5	4	0	2	4
2011	3.50	3-4	22	5	0	0/2	0	46.1	37	21	18	17	42	10	0	1	196	.214	1	3	0	1	2
TOTAL	4.55	5-9	36	14	0	0/3	1	87.0	84	48	44	36	76	18	0	3	383	.255	6	7	0	3	6

Panther Returners

8 - Cameron Berra Sophomore • UTL • 5-10 • 205 • R/R St. Louis, Mo. (Parkway Central HS)

AWARDS & RECOGNITION

2011 OVC Commissioner's Honor Roll

FRESHMAN (2011): Played in 36 games, making 24 starts... made starts at first base, third base and right field... batted .239 on the year with 10 runs, nine RBIs and six doubles... collected his first career hit with the Panthers in his second at bat of the year, a single against 2011 NCAA Tournament participant Southern Miss on Feb. 18... was 4-for-6 with three RBIs, two doubles and a run against Illinois College on April 13... ended the season on a five-game hit streak... also scored a run in the final four games and posted an RBI in the final three contests.

HIGH SCHOOL: Participated in football, baseball, soccer and golf at Parkway Central (Chesterfield) High School... was a two-time letterwinner in football and three-time letterwinner in baseball... selected to All-Suburban South Conference First Team in baseball (2009-10), football (2008-09) and soccer (2009)... batted a team-best .488 with 16 doubles and 36 RBIs during his junior season... also hit .438 as a sophomore... was a member of the National Honor Society and LEAD (Leadership of Educational and Athletic Discipline)... high school coach was Ryan Connors.

PERSONAL: Son of Dan and Joyce Berra... is also a member of the Panther football team, handling the kicking responsibilities... mother was a swimmer at the University of Tulsa and his brother Ryan played golf at the University of Dayton... majoring in kinesiology.

CAREER STATISTICS

Year	avg	gp-gs	ab	r	h	2b	3b	hr	rbi	tb	slg%	bb	hbp	so	gdp	ob%	sf	sh	sb-att	po	a	e	fld%
2011	.239	36-24	92	10	22	6	0	0	9	28	.304	9	1	4	3	.308	2	3	1-2	121	25	3	.980
TOTAL	.239	36-24	92	10	22	6	0	0	9	28	.304	9	1	4	3	.308	2	3	1-2	121	25	3	.980

6 - Luke Bushur Sophomore • RHP • 6-0 • 185 • R/R Teutopolis, Ill. (Teutopolis HS)

AWARDS & RECOGNITION

2011 OVC All-Freshman Team Selection

2011 OVC Commissioner's Honor Roll

FRESHMAN (2011): Made 15 appearances, including 13 starts... was EIU's day two pitcher in weekend rotations... posted a 6.04 ERA and a 4-5 record... pitched the second-most innings on the team (56.2)... recorded 49 strikeouts, one behind team-leader Mike Hoekstra... went 3-2 with a 6.21 ERA in OVC games... made his first appearance with the Panthers on Feb. 18 at Southern Miss and made his first career start against Central Arkansas on Feb. 26... recorded his first career win at Memphis on March 19 after striking out four batters and only allowing five hits and two runs in six innings of action... tossed a season-high seven strikeouts in a home win against Eastern Kentucky on March 27.

HIGH SCHOOL: Helped Teutopolis High School win the 2010 Illinois State 2A Championship... selected to the all-Illinois 2A First-Team during senior season... guided high school team to back-to-back National Trail Conference Titles in 2008 and 2009... posted a 3.79 ERA with a 5-2 record and 67 strikeouts during junior season... recorded a 1.77 ERA and 43 strikeouts during sophomore campaign... was a member of the National Honor Society.

PERSONAL: Son of John Michele Bushur... majoring in biology.

CAREER STATISTICS

Year	avg	gp-gs	ab	r	h	2b	3b	hr	rbi	tb	slg%	bb	hbp	so	gdp	ob%	sf	sh	sb-att	po	a	e	fld%
2011	.000	0-0	0	0	0	0	0	0	0	0	.000	0	0	0	0	.000	0	0	0-0	5	7	2	.857
TOTAL	.000	0-0	0	0	0	0	0	0	0	0	.000	0	0	0	0	.000	0	0	0-0	5	7	2	.857

Year	era	w-l	app	gs	cq	sho	sv	ip	h	r	er	bb	so	2b	3b	hr	bf	bavg	wp	hbp	bk	sfa	sha
2011	6.04	4-5	15	13	0	0/0	0	56.2	71	47	38	22	49	14	2	5	267	.313	4	8	0	2	8
TOTAL	6.04	4-5	15	13	0	0/0	0	56.2	71	47	38	22	49	14	2	5	267	.313	4	8	0	2	8

Panther Returners

5 - David Ciaglia
Redshirt-Senior • OF • 6-4 • 220 • R/R
Addison, Ill. (Lake Land C.C.)

REDSHIRT JUNIOR (2011): Played in 25 games, making 12 starts... hit .193 on the year with 11 hits and eight runs... hit .235 (4-for-17) with four runs and two RBIs in OVC contests... posted his first career hit at Southern Miss on Feb. 18... also started his first game against Southern Miss... hit his first career home run against Illinois College on April 13... was 1-for-4 with three runs and four RBIs against Illinois College... had two multi-hit games... saw action as a pinch hitter on nine occasions.

JUNIOR (2010): Did not see action during his first season with the program.

LAKE LAND COLLEGE (2008-09): Batted over .300 during the 2009 and 2008 seasons... posted a .373 batting average in 2008 with seven home runs and 28 RBIs... earned All-Great Rivers Athletic Conference honors in 2008... was a team captain during both seasons.

HIGH SCHOOL: Was a two-year letterwinner in baseball... also earned four letters in football and two letters in basketball... hit a school record 10 home runs as a senior... selected to the play in the Illinois Coaches Association All-Star Game as a senior... earned All-Area and All-West Suburban Gold Conference honors by the Daily Herald... played for coaches Paul Parpet and Al Lierman.

PERSONAL: Son of Dave and Norma Ciaglia... majoring in kinesiology and sports studies with a teacher's certification.

CAREER STATISTICS

Year	avg	gp-gs	ab	r	h	2b	3b	hr	rbi	tb	slg%	bb	hbp	so	gdp	ob%	sf	sh	sb-att	po	a	e	fld%
2011	.193	25-12	57	8	11	1	0	1	6	15	.263	4	1	16	1	.254	1	1	0-0	8	2	2	.833
TOTAL	.193	25-12	57	8	11	1	0	1	6	15	.263	4	1	16	1	.254	1	1	0-0	8	2	2	.833

32 - Adam Clark
Senior • LHP • 6-2 • 225 • L/L
Norwood, Ohio (Lincoln Trail C.C.)

JUNIOR (2011): Made 16 appearances, including two starts... posted a 6.03 ERA and an 0-4 record on the year... tossed 23 strikeouts and walked eight batters in 31.1 innings of action... had a 5.79 ERA in 4.2 innings during OVC play... made his first career start on Feb. 19 at Southern Miss... threw a season-high four strikeouts at Central Arkansas on Feb. 26 and against Saint Louis on March 29.

LINCOLN TRAIL C.C. (2009-10): Was an All-Region and All-Northern District performer... posted a 9-1 record with a 2.43 ERA and 63 strikeouts in 63 innings pitched.

HIGH SCHOOL: Played at Norwood High School under Mike Mayfield... was named the Fort Ancient Valley Conference Player of the Year during senior season... earned All-FAVC First-Team honors from 2006-08... was named team captain in 2007 and 2008.

PERSONAL: Son of Doug and Vicki Clark... majoring in sports management.

CAREER STATISTICS

Year	avg	gp-gs	ab	r	h	2b	3b	hr	rbi	tb	slg%	bb	hbp	so	gdp	ob%	sf	sh	sb-att	po	a	e	fld%
2011	.000	0-0	0	0	0	0	0	0	0	0	.000	0	0	0	0	.000	0	0	0-0	0	6	0	1.000
TOTAL	.000	0-0	0	0	0	0	0	0	0	0	.000	0	0	0	0	.000	0	0	0-0	0	6	0	1.000

Year	era	w-l	app	gs	cq	sho	sv	ip	h	r	er	bb	so	2b	3b	hr	bf	bavg	wp	hbp	bk	sfa	sha
2011	6.03	0-4	16	2	0	0/0	0	31.1	46	27	21	8	23	10	3	1	149	.348	3	3	0	3	3
TOTAL	6.03	0-4	16	2	0	0/0	0	31.1	46	27	21	8	23	10	3	1	149	.348	3	3	0	3	3

Panther Returners

3 - Ryan Dineen Junior • IF/P • 6-1 • 200 • L/R Valparaiso, Ind. (Andrean HS)

SOPHOMORE (2011): Played in 41 games, making 34 starts... started at third base 33 times and one time at second base... had a .198 batting average on the year with 13 runs and 13 RBIs... also had four doubles and one stolen base... posted a .340 batting average in OVC contests with 10 runs and 10 RBIs... had a .489 slugging percentage and .407 on-base percentage in OVC games... hit his first career home run at Morehead State on April 10... recorded six multi-hit games and two multi-RBI games... hit .857 (6-for-7) with runners on third and two outs... also hit .255 with runners on base and .240 with runners in scoring position... hit .333 with runners in scoring position during OVC play... had a season-high three hits against Eastern Kentucky on March 26 and in both games of a doubleheader at Morehead State... also had a season-high three RBIs at Morehead State in the second game of the doubleheader.

FRESHMAN (2010): Played in 47 games, making 43 starts at second base... posted a .250 batting average on the year with 22 runs, 18 RBIs and six doubles... was 5-for-5 in stolen bases... had a .288 slugging percentage and a .295 on-base percentage... batted .224 in OVC games... posted a .246 batting average with runners in scoring position and a .261 batting average with runners on base... had nine, two-out RBIs... hit safely in each of the first nine home games of the season... posted a season-high three hits to go along with two runs at Southern Illinois on March 24... collected a season-high three RBIs versus Illinois on April 21... posted his first career hit with the Panthers on Feb. 28 at Belmont.

HIGH SCHOOL: Led Andrean HS to the 2009 IHSAA 3A state title in baseball... also played basketball... was a two-time regional Gold Glove winner... named to the Northwest Indiana Times All-Area team during his junior and senior seasons... also earned all-area honors as a senior by the Tribune of Northwest Indiana... finished the 2008 season with a .389 batting average... was an honor roll student... played for the Hammond Chiefs summer league team that participated in the 2008 and 2009 Babe Ruth World Series... played for Dave Pishkup in high school.

PERSONAL: Son of Pete and Anne Dineen... his uncle Matt Marzec played baseball at EIU from 1996-00 and finished his career with a program record 39 home runs... major is undecided.

CAREER STATISTICS

Year	avg	qp-gs	ab	r	h	2b	3b	hr	rbi	tb	slg%	bb	hbp	so	gdp	ob%	sf	sh	sb-att	po	a	e	fld%
2010	.250	47-43	156	22	39	6	0	0	18	45	.288	10	0	27	6	.295	0	7	5-5	68	98	6	.965
2011	.198	41-34	111	13	22	4	0	1	13	29	.261	15	1	18	2	.297	1	3	1-1	28	56	7	.923
TOTAL	.228	88-77	267	35	61	10	0	1	31	74	.277	25	1	45	8	.296	1	10	6-6	96	154	13	.951

14 - Mike Hoekstra Redshirt-Senior • RHP • 6-3 • 185 • R/R Lansing, Ill. (Fractional South HS)

REDSHIRT JUNIOR (2011): Made 14 appearances, starting in 14 contests... posted a 5-6 record in the year with a 5.53 ERA... led the team in strikeouts with 50... also led the team in innings pitched with 84.2... posted a 3-3 record with a 7.12 ERA in OVC play... also had 31 strikeouts in 48 innings pitched during OVC action... issued 15 walks and held opposing hitters to a .313 batting average... was the only EIU pitcher to throw a complete game, coming at Memphis on March 18... tossed a season-high nine strikeouts against Eastern Kentucky on March 26 and against Tennessee Tech on April 16... began the year with a 5-2 record through nine starts before going 0-4 in his last five starts.

REDSHIRT SOPHOMORE (2010): Made 15 appearances, starting in 11 contests... led the team with a 4.16 ERA... led the nation in fewest walks per nine innings (0.67), the best in EIU single-season history... posted a 4-4 record on the year... tossed 39 strikeouts to only five walks in 67 innings of action... had two, seven-inning complete game performances... pitched a seven-inning complete game shutout at Morehead State on April 10th while only allowing three hits... posted a 3-4 record in OVC play with a 3.74 ERA... issued only two walks in 43.1 innings of OVC action... ended the season riding a streak of 27.1 consecutive innings without issuing a walk... did not throw a wild pitch on the year... tossed a season-high five strikeouts in a 4-3 win over Austin Peay on April 2... was 3-1 with a 2.20 ERA in home games while also holding opposing hitters to a .236 batting average.

REDSHIRT FRESHMAN (2009): Did not see action due to an elbow injury... granted a medical redshirt.

FRESHMAN (2008): Made five appearances and five starts... went 2-0 with a 3.77 ERA... tossed 21 strikeouts to only seven walks in 31 innings of work... held opposing hitters to a .244 batting average... recorded his first career start at Southeastern Louisiana State on Feb. 24... posted his first win with the Panthers on March 14 against Northern Iowa... threw a season-high six strikeouts in a home win over Morehead State on March 22.

HIGH SCHOOL: Was a two-year letterwinner in baseball... was tabbed the Northwest Indiana Times Player of the Year as a senior... earned all-area honors in 2006 and 2007 by the Northwest Times and the Star Newspaper... was a two-time SICA Central Silver honoree... played for Ken Reynolds in high school... also played for the Lansing Redbirds during the summer in high school.

PERSONAL: Son of Dale and Debra Hoekstra... majoring in kinesiology and sports studies.

CAREER STATISTICS

Year	era	w-l	app	gs	cq	sho	sv	ip	h	r	er	bb	so	2b	3b	hr	bf	bavg	wp	hbp	bk	sfa	sha
2008	3.77	2-0	5	5	0	0/0	0	31.0	30	17	13	7	21	6	0	1	134	.244	1	1	0	1	2
2010	4.16	4-4	15	11	2	1/0	0	67.0	87	49	31	5	39	19	1	7	299	.312	0	5	0	4	6
2011	5.53	5-6	14	14	1	0/0	0	84.2	114	60	52	15	50	22	3	9	390	.318	5	4	0	4	9
TOTAL	4.73	11-10	34	30	3	1/0	0	182.2	231	126	96	27	110	47	4	17	823	.304	6	10	0	9	17

Panther Returners

17 - George Kalousek Redshirt-Junior • RHP • 6-4 • 205 • R/R Schaumburg, Ill. (Schaumburg HS)

AWARDS & RECOGNITION

2009 OVC Commissioner's Honor Roll

REDSHIRT SOPHOMORE (2011): Made five appearances... posted a 0.00 ERA in five innings of work... recorded two strikeouts and issued one walk... saw his longest outing of the year against Illinois College on April 13, pitching two innings and surrendering two hits.

REDSHIRT FRESHMAN (2010): Made one appearance from the mound, totaling 1.1 innings pitched... also played in 22 games with four starts in the batting lineup... hit .200 on the year in 25 at bats... posted his first career hit at Indiana State on March 9.

FRESHMAN (2009): Did not see action during his first year with the program and redshirted.

HIGH SCHOOL: Was a two-time All-Mid Suburban League honoree as a junior and senior... also earned all-area honors in 2008 and 2009... helped baseball team to back-to-back conference and regional titles during junior and senior seasons... was a member of the National Honor Society... also played for the Elk Grove American Legion team in the summer... also played basketball... coached by Paul Groot.

PERSONAL: Son of George and Kim Kalousek... his uncle John played football at Michigan State, helping lead the Spartans to a Rose Bowl appearance in 1988... majoring in finance.

CAREER STATISTICS

Year	avg	gp-gs	ab	r	h	2b	3b	hr	rbi	tb	slg%	bb	hbp	so	gdp	ob%	sf	sh	sb-att	po	a	e	fld%
2010	.200	22-4	25	3	5	1	0	0	1	6	.240	3	1	8	0	.310	0	1	0-0	17	1	0	1.000
TOTAL	.200	22-4	25	3	5	1	0	0	1	6	.240	3	1	8	0	.310	0	1	0-0	17	1	0	1.000

Year	era	w-l	app	qs	cq	sho	sv	ip	h	r	er	bb	so	2b	3b	hr	bf	bavq	wp	hbp	bk	sfa	sha
2010	27.00	0-0	1	0	0	0/0	0	1.1	4	4	4	1	1	0	0	0	10	.500	1	1	0	0	0
2011	0.00	0-0	5	0	0	0/1	0	3.2	4	0	0	1	2	0	0	0	15	.333	1	1	0	1	0
TOTAL	7.20	0-0	6	0	0	0/1	0	5.0	8	4	4	2	3	0	0	0	25	.400	2	2	0	1	0

27 - T.J. McManus Redshirt-Senior • IF • 6-1 • 210 • L/R Glenview, Ill. (Parkland C.C.)

REDSHIRT JUNIOR (2011): Played in 45 games, making 43 starts... posted a .316 batting average, the third highest average on the team... scored 24 runs and collected 27 RBIs... also had 12 doubles and three home runs... posted a .454 slugging percentage and a .394 on-base percentage... hit .397 in OVC action with a .603 slugging percentage and a .462 on-base percentage... hit .917 (11-for-12) with runners on third and two outs... had seven, two-out RBIs... recorded 11 multi-hit games and six multi-RBI games... posted his first career hit with EIU in his only at bat, a double off the wall at Southern Miss... hit his first career home run with EIU against Eastern Kentucky on March 27, a grad slam down the right-field line... went 7-for-13 with two runs and five RBIs in the OVC series versus Eastern Kentucky on March 26-27.

AT PARKLAND C.C. (2010): Was a NJCAA First Team All-American selection in 2010... helped Parkland to a 50-13 record in 2010... batted .413 with a team-high 90 hits... scored 68 runs, collected a team-high 85 RBIs and 27 doubles... also had 15 home runs and stole four bases.

OHIO STATE (2008-09): Played in nine games for the 2009 Buckeyes that advanced to the NCAA Regionals and finished the year 42-19... batted .313 and scored three runs... was redshirted in 2008.

HIGH SCHOOL: Was a two-time Chicago Suburban League Player of the Year at Glenbrook South High School... named to Illinois High School Coaches Association all-state team his senior season... finished senior season with a .400 average, 13 doubles, and seven home runs... set school record for home runs and RBIs during senior season... set high school's single-season record for batting average, doubles and hits as a junior.

PERSONAL: Son of Jim and Judy McManus... majoring in sports management.

CAREER STATISTICS

Year	avg	gp-gs	ab	r	h	2b	3b	hr	rbi	tb	slg%	bb	hbp	so	gdp	ob%	sf	sh	sb-att	po	a	e	fld%
2011	.316	45-43	152	24	48	12	0	3	27	69	.454	20	1	24	4	.394	2	0	0-0	271	20	3	.990
TOTAL	.316	45-43	152	24	48	12	0	3	27	69	.454	20	1	24	4	.394	2	0	0-0	271	20	3	.990

Panther Returners

4 - Nick Priessman
Junior • OF • 5-11 • 185 • S/R
Cincinnati, Ohio (Colerain HS)

SOPHOMORE (2011): Played in 39 games, making 26 starts... hit .286 with 28 hits, 16 runs and 10 RBIs... was 6-for-9 in stolen bases... hit .357 (15-for-52) as a leadoff hitter... hit .391 with runners in scoring position... went 5-for-7 with runners on third base with two outs... hit .302 during OVC play with a .375 on-base percentage... had seven multi-RBI games... hit .341 on the year with a .426 on-base percentage after not collecting a hit in his first 11 games of the season... went 5-for-6 with three runs and three RBIs against Illinois College on April 13.

FRESHMAN (2010): Played in 24 games, making six starts... had a .074 batting average in 27 at bats... had three runs, two hits and an RBI... was 3-for-3 in stolen bases... posted his first career hit at Belmont on Feb. 26.

HIGH SCHOOL: Was a three-year letterwinner in baseball... also lettered three times in football... was team captain as a senior... named to the Great Miami Conference First Team and the All-City First Team in 2008... earned the Northwest Press Sportsman of the Year of Award for athletic accomplishments in both baseball and football... also earned all-city, all-conference, all-region and all-state honors in football... helped lead his football team to the semi-finals of the 2007 OHSAA State Championships... recipient of the 2009 Allstate Insurance Student-Athlete of the Year... also played for Midland of Cincinnati summer team... played for Scott Barber.

PERSONAL: Son of Kraig and Vickie Priessman... uncle Kevin played collegiately at Ohio University and later for the Montreal Expos... father was drafted out of high school by the Detroit Tigers... majoring in family and consumer sciences.

CAREER STATISTICS

Year	avg	gp-gs	ab	r	h	2b	3b	hr	rbi	tb	slg%	bb	hbp	so	gdp	ob%	sf	sh	sb-att	po	a	e	fld%
2010	.074	24-6	27	3	2	1	0	0	1	3	.111	8	1	7	0	.306	0	0	3-3	19	0	1	.950
2011	.286	39-26	98	16	28	3	0	0	10	31	.316	10	2	20	1	.364	0	5	6-9	83	0	2	.976
TOTAL	.240	63-32	125	19	30	4	0	0	11	34	.272	18	3	27	1	.349	0	5	9-12	102	0	3	.971

37 - Jacob Reese
Sophomore • C • 5-10 • 195 • R/R
Rochester, Ill. (Chatham-Glenwood HS)

FRESHMAN (2011): Played in 47 games, making 46 starts behind the plate... hit .237 on the year with 33 hits, 22 runs and 10 RBIs... batted .279 in OVC action with a .371 on-base percentage... was 5-for-8 with runners on third and two outs in OVC contests... posted seven multi-hit games... collected his first career hit with EU at Southern Miss on Feb. 18... recorded a season-high three hits against Eastern Kentucky on March 26... scored a season-high two runs at Mississippi State on March 15 and at Morehead State on April 10.

HIGH SCHOOL: Helped Chatham Glenwood High School capture the 2010 Illinois 3A State Title, finishing the year with a 32-4 record... was 3-for-4 at the plate with an RBI in the title game... guided his team to a 32-6 record in 2009 and a state runner-up finish... batted .458 in the 2009 IHSA playoffs... led the Central State Eight Conference with 47 RBIs as a junior while batting .371... collected five home runs and 15 doubles while 20 of his 46 hits went for extra bases as a junior... batted .458 in the IHSA playoffs as Glenwood lost in the championship game of the 3A state finals... Under Armour Preseason All-American for 2010... two-time all-academic performer at Glenwood... coached by Pat Moomey.

PERSONAL: Son of Tony and Anna Marie Reese... brother Michael Reese plays baseball at Truman State... majoring in business.

CAREER STATISTICS

Year	avg	gp-gs	ab	r	h	2b	3b	hr	rbi	tb	slg%	bb	hbp	so	gdp	ob%	sf	sh	sb-att	po	a	e	fld%
2011	.237	47-46	139	22	33	3	0	0	10	36	.259	13	5	21	3	.323	1	5	1-2	249	35	7	.976
TOTAL	.237	47-46	139	22	33	3	0	0	10	36	.259	13	5	21	3	.323	1	5	1-2	249	35	7	.976

Panther Returners

26 - Brad Schweigert
Senior • IF • 5-10 • 175 • R/R
Bourbonnais, Ill. (Bradley-Bourbonnais HS)

JUNIOR (2011): Played in 39 games, making 34 starts all at second base... hit .272 on the year with 31 hits, 13 runs and 10 RBIs... was 2-for-2 in stolen bases... hit his first career home run with EIU on April 16 against Tennessee Tech... went 4-for-11 with four runs and three RBIs in the doubleheader at Morehead State on April 10... posted three hits, going 3-for-5 with two runs at Austin Peay in the first game of the doubleheader on April 2... had six, two-out RBIs... posted six multi-hit games... had a .352 batting average in OVC contests... also hit .381 (8-for-21) with runners in scoring position and .350 (14-for-40) during OVC play.

SOPHOMORE (2010): Played 15 games, making three starts all at second base... hit .208 on the year with five hits, a double and a run scored... scored a run and posted a hit at Illinois State on May 12... went 3-for-9 as a pinch hitter.

FRESHMAN (2009): Played in 10 games, making one start... made his first career start against Illinois College on April 23... collected his first career hit with EIU on April 1 versus Chicago State.

HIGH SCHOOL: Was a two-time letterwinner in baseball... also lettered twice in football... selected to the Southwest Suburban Conference First Team in 2007 and 2008... was named to the Kankakee County Daily Journal All-Area Team during junior and senior seasons... was a two-time captain in baseball and football... helped high school team to a conference title in 2008... played for the Illinois Angels in the summer... played for Kevin Arthur and Craig Bundy.

PERSONAL: Son of Keith and Laurie Schweigert... no relation to teammate Tyler Schweigert... was a member of the Illinois Little League State Champions that finished second at the 2002 Little League World Series... majoring in kinesiology and sports studies.

CAREER STATISTICS

Year	avg	gp-gs	ab	r	h	2b	3b	hr	rbi	tb	slg%	bb	hbp	so	gdp	ob%	sf	sh	sb-att	po	a	e	fld%
2009	.250	10-1	16	4	4	0	0	0	1	4	.250	0	0	2	1	.250	0	0	0-0	13	7	1	.952
2010	.208	15-3	24	1	5	1	0	0	0	6	.250	1	0	9	1	.240	0	0	0-0	5	12	1	.944
2011	.272	39-34	114	13	31	1	0	1	10	35	.307	8	2	19	4	.331	0	5	2-2	59	76	3	.978
TOTAL	.260	64-38	154	18	40	2	0	1	11	45	.292	9	2	30	6	.309	0	5	2-2	77	95	5	.972

2 - Tyler Schweigert
Sophomore • IF • 6-0 • 180 • R/R
Round Lake, Ill. (Libertyville HS)

FRESHMAN (2011): Played in 26 games, making three starts... batted .261 on the year with nine runs, six hits and three RBIs... scored his first run on Feb. 18 as a pinch runner at Southern Miss... collected his first career hit and home run on March 23 versus Southern Illinois, a solo shot down the left-field line... saw action as a pinch runner 13 times... made his first career start on April 13 against Illinois College, getting the start at second base... went 1-for-5 with three runs a double against Illinois College.

HIGH SCHOOL: Batted .447 with 20 extra-base hits and 24 stolen bases as a senior at Libertyville High School... scored 45 runs and struck out only 12 times in 123 at-bats in 2010... named to the North Suburban Conference All-Conference Team and the Herald All-Area Team in 2009 and 2010... selected to the all-state honorable mention team as a senior... set the school record for single-season hits in 2010... compiled a .469 on-base percentage and recorded 41 hits during his junior season... played for Jim Schurr... was a high school teammate of current Panther Troy Barton.

PERSONAL: Son of Roger and Diana Schweigert... majoring in applied engineering of technology.

CAREER STATISTICS

Year	avg	gp-gs	ab	r	h	2b	3b	hr	rbi	tb	slg%	bb	hbp	so	gdp	ob%	sf	sh	sb-att	po	a	e	fld%
2011	.261	26-3	23	9	6	1	0	1	3	10	.435	1	1	7	1	.320	0	0	0-1	9	6	2	.882
TOTAL	.261	26-3	23	9	6	1	0	1	3	10	.435	1	1	7	1	.320	0	0	0-1	9	6	2	.882

Panther Returners

29 - Christian Slazinik Sophomore • LHP • 6-0 • 190 • S/L St. Louis, Mo. (St. John Vianney HS)

FRESHMAN (2011): Made 14 appearances, making 10 starts... went 2-5 with a 5.57 ERA... used primarily as a starting pitcher... tossed 29 strikeouts in 42 innings of action... went 1-1 with a 5.84 ERA in 12.1 innings of OVC play... also threw 13 strikeouts and held opposing hitters to a .286 batting average in OVC contests... made his first career start with EIU on Feb. 20 at Southern Miss... picked up his first career win on March 27 against Eastern Kentucky, striking out a season-high eight batters and surrendering four hits in five innings of work.

HIGH SCHOOL: Posted a 3-1 record with a 3.29 ERA and 18 strikeouts in 17 innings of work in 2009... suffered an arm injury during sophomore season and eventually had Tommy John surgery... was selected as the most valuable pitcher on the 2007 St. John Vianney team, compiling a 2.14 ERA and only surrendering 21 hits in 36 innings pitched... played for Steve Bieser.

PERSONAL: Son of Dave and Kathy Slazinik... major is undecided.

CAREER STATISTICS

Year	era	w-l	app	gs	cg	sho	sv	ip	h	r	er	bb	so	2b	3b	hr	bf	bavg	wp	hbp	bk	sfa	sha
2011	5.57	2-5	14	10	0	0/1	0	42.0	53	35	26	19	29	10	2	3	206	.312	4	7	1	5	5
TOTAL	5.57	2-5	14	10	0	0/1	0	42.0	53	35	26	19	29	10	2	3	206	.312	4	7	1	5	5

24 - Ben Thoma Redshirt-Senior • OF • 6-2 • 210 • R/R Columbia, Ill. (Columbia HS)

REDSHIRT JUNIOR (2011): Played in 48 games, making 48 starts... hit .266 with a team-leading 37 RBIs... also had 13 doubles and scored 27 runs... hit a team-leading 11 home runs, tied for the third most in the OVC... posted a .525 slugging percentage... was 20for-2 in stolen bases... hit .294 with runners in scoring position... also hit .818 (9-for-11) with a runner on third base and two outs... had seven, two-out RBIs... hit .303 in OVC contests with a .671 slugging percentage... recorded 13 multi-hit games and a team-leading nine multi-RBI games... posted four RBIs in a game against Eastern Kentucky on March 27, at Austin Peay on April 2 and at Morehead State on April 10... posted two home runs in a game twice, at Morehead State on April 10 and at UT Martin on April 30... finished the doubleheader at Morehead State with four hits, five runs, six RBIs and two homers.

REDSHIRT SOPHOMORE (2010): Played in 52 games, making 51 starts... hit .292 with 57 hits, 39 RBIs and 29 runs... also shared the team lead with 13 doubles... posted 19, two-out RBIs... had 15 multi-hit games and eight multi-RBI games... posted a .436 slugging percentage and a .332 on-base percentage... hit .346 (28-for-81) with runners in scoring position... hit .294 with a .412 slugging percentage in OVC contests... went 3-for-5 with two runs and a season-high five RBIs versus Army on March 16... had a season-high four hits against Missouri on April 27.

REDSHIRT FRESHMAN (2009): Played in 31 games, making 24 starts... started behind the plate 20 times and made four starts as the designated hitter... hit .277 on the year with 28 hits, 23 RBIs, 19 runs and eight home runs... hit a home run in his first at-bat of the season at Southeastern Louisiana State on Feb. 20... had nine, two-out RBIs... posted seven multi-hit and multi-RBI games... drove in a season-high four runners on April 11 at UT Martin, going 3-for-6 with three runs in the second game of the doubleheader... also had three hits at Chicago State on March 24 and against Indiana State on April 8.

FRESHMAN (2008): Granted a medical redshirt after sustaining a back injury... played in 10 games, making nine starts... hit .276 on the year with eight hits, four runs, three RBIs and two doubles... posted a two out, two-RBI double in his first collegiate game at Southeastern Louisiana State on Feb. 23... went 3-for-4 with a run versus Bucknell on March 11.

HIGH SCHOOL: Was a four-year letterwinner in baseball... also lettered twice in basketball and once in football... recipient of the 2007 IHSA Class A Player of the Year Award... helped lead team to a state title in 2007... named Metro-East Baseball Coaches Association Illinois Player of the Year as a senior... was an Illinois Prep Baseball Report All-State selection and top-50 prospect in 2007... earned all-area honors as a junior and senior by the St. Louis Post-Dispatch and Belleville News-Democrat... also earned All-Cahokia Conference honors as a senior... was a team captain... also played for the Waterloo American Legion team... played for Dustin Nail.

PERSONAL: Son of Tom and Vicki Thoma... his cousin is former Panther baseball player Josh Mueller... majoring in psychology.

CAREER STATISTICS

Year	avg	gp-gs	ab	r	h	2b	3b	hr	rbi	tb	slg%	bb	hbp	so	gdp	ob%	sf	sh	sb-att	po	a	e	fld%
2008	.276	10-9	29	4	8	2	0	0	3	10	.345	1	1	5	1	.323	0	2	0-0	28	4	1	.970
2009	.277	31-24	101	19	28	4	0	8	23	56	.554	4	2	20	1	.318	0	2	0-0	129	13	2	.986
2010	.292	52-51	195	29	57	13	0	5	39	85	.436	11	2	32	6	.332	3	0	0-1	66	4	3	.959
2011	.266	48-48	177	27	47	13	0	11	37	93	.525	5	6	31	2	.305	2	0	2-2	57	1	1	.983
TOTAL	.279	141-132	502	79	140	32	0	24	102	244	.486	21	11	88	10	.319	5	4	2-3	280	22	7	.977

Panther Returners

11 - Darin Worman
Senior • LHP • 6-4 • 175 • R/L
Dietrich, Ill. (Parkland C.C.)

JUNIOR (2011): Made 19 appearances out of the bullpen... tossed 15 strikeouts and issued seven walks in 20.2 innings of work... posted a 0-1 record and a 2.18 ERA... made his first collegiate appearance at Southern Miss on Feb. 18... threw a season-high three strikeouts at Austin Peay on April 3... pitched a season-high 4.1 innings against Western Illinois on April 5, scattering one hit and striking out two batters.

AT PARKLAND C.C. (2009-10): Posted a 2.08 ERA and 9-1 record in 2010 in addition to throwing 66 strikeouts... helped Parkland win the 2009 NJCAA Division II World Series... finished the 2009 with a 5-1 record and 3.74 ERA... struck out 34 batters and walked only 14 in 45 2/3 innings pitched.

HIGH SCHOOL: Was 7-0 with a 0.00 ERA in his senior season at Dieterich High School... threw 75 strikeouts and only eight walks in 51 innings pitched... earned All-Midland Trail Conference and all-area honors during his senior season.

PERSONAL: Son of Gary (deceased) and Dot Worman... majoring in sports management.

CAREER STATISTICS

Year	era	w-l	app	qs	cq	sho	sv	ip	h	r	er	bb	so	2b	3b	hr	bf	bavg	wp	hbp	bk	sfa	sha
2011	2.18	0-1	19	0	0	0/1	1	20.2	13	7	5	7	15	2	0	1	84	.171	1	1	0	0	0
TOTAL	2.18	0-1	19	0	0	0/1	1	20.2	13	7	5	7	15	2	0	1	84	.171	1	1	0	0	0

Panther Returners

28 - Matt Borens
Freshman • RHP • 6-7 • 185 • R/R
Monee, Ill. (Peotone HS)

HIGH SCHOOL: Was a two year letterwinner in baseball... also played basketball and golf... helped his team win a regional title in 2010... tossed 57 strikeouts to only seven walks as a junior in 38.1 innings of work... also helped his basketball team capture a regional title in 2011... earned all-conference and all-area honors in basketball as a senior... played club baseball for the Midwest Dodgers.

PERSONAL: Son of Dan and Pam Borens... majoring in kinesiology and sports studies.

21 - John Devito
Freshman • C • 5-10 • 190 • R/R
Mundelein, Ill. (Mundelein HS)

HIGH SCHOOL: Participated in both baseball and football... earned all-conference honors in both baseball and football... helped lead Mundelein HS to a No. 1 state ranking during his senior season... was also an honor roll student.

PERSONAL: Son of John and Melissa DeVito... father played baseball at UIC... majoring in special education.

23 - Andrew Grahn
Freshman • RHP • 6-4 • 175 • R/R
Louisville, Ill. (North Clay HS)

HIGH SCHOOL: Was a four year letterwinner in both baseball and basketball... named Midland Trail Conference Player of the Year in 2010... was a four-time all-conference selection... helped his team win a regional title in 2009 and 2011... was a member of the national honor society... played club baseball for the I-70 Thunder.

PERSONAL: Son of Dennis and Carolyn Grahn... majoring in business.

22 - Scott Houdek
Junior • RHP • 6-4 • 215 • R/R
Glenview, Ill. (Heartland C.C.)

HEARTLAND C.C. (2010-11): Helped team post a 54-11 record in 2011, win the Midwest Region 24 Title and advance to the NJCAA Division II National Tournament... posted a 3-0 record in 2011 with a 4.50 ERA in 34 innings of work... collected 24 strikeouts to only eight walks... also posted two saves... helped team post a 45-11 record in 2010.

PERSONAL: Son of Ken and Becky Houdek... majoring in marketing.

Panther Returners

15 - Caleb Howell
Freshman • OF • 5-11 • 165 • L/L
Jacksonville, Ill. (Jacksonville HS)

HIGH SCHOOL: Was a four year letterwinner in baseball... also played football and basketball... was a three-time all-conference honoree and two-time all-state selection... finished his career at Jacksonville HS as the record holder to six career records and three single-season records... also earned all-conference academic honors three times in both baseball and football... played club baseball for the Midwest Stallions.

PERSONAL: Son of Tim and Pam Howell... majoring in kinesiology and business administration.

34 - Keith Koser
Junior • RHP • 6-2 • 215 • R/R
Akron, Ind. (Wabash Valley C.C.)

WABASH VALLEY C.C. (2010-11): Helped team post a 45-17 record in 2011 and win the GRAC Conference Title... posted a 3-3 record in 2011 with a 4.55 ERA... recorded 51 strikeouts in 61.1 innings of action... went 3-1 in 2010 with 26 strikeouts and only three walks... posted a 4.00 ERA in 24.2 innings... helped the team post a 50-12 record in 2010.

PERSONAL: Son of Kenny and Kelly Koser... majoring in psychology.

16 - Dane Sauer
Freshman • IF • 5-11 • 175 • R/R
West Chicago, Ill. (West Chicago HS)

HIGH SCHOOL: Was a four year letterwinner in baseball... also played hockey... earned All-DVC Conference honors... selected to the honor roll all four years of high school... played club baseball for the DTA Wildcats.

PERSONAL: Son of Joel and Elaine Sauer... majoring in kinesiology and sports studies... relative Kevin Kouzmanoff plays for the Kansas City Royals.

1 - Nathan Sopena
Junior • IF • 5-9 • 180 • R/R
Lake in the Hills, Ill. (Heartland C.C.)

HEARTLAND C.C. (2010-11): Helped team post a 54-11 record in 2011, win the Midwest Region 24 Title and advance to the NJCAA Division II National Tournament... started in 37 games, posting a .255 batting average and 10 stolen bases... also scored 31 runs and collected 23 RBIs... hit .432 in 2010 with 24 runs while playing in 31 games... helped team post a 45-11 record in 2010.

Panther Returners

10 - Pete Strommen
Freshman • OF • 6-3 • 190 • R/R
Madison, Wis. (Madison East HS)

HIGH SCHOOL: Was a three year letterwinner in baseball... also played football and basketball... named player of the year by the city of Madison, Wis., in 2011 after hitting .415 with 11 home runs, 44 RBIs and 11 doubles... was a three-time all-city honoree and a three-time All-Big 8 Conference First Team selection... played club baseball for the GRB Rays.

PERSONAL: Son of Paul Strommen and Jude Leimer... majoring in kinesiology and sports studies.

33 - Brant Valach
Freshman • IF • 6-2 • 205 • R/R
Orland Park, Ill. (Carl Sandburg HS)

HIGH SCHOOL: Was a four year letterwinner in baseball... also played a year of football and basketball... named to the all-area and all-conference teams by the Southtown Star... was also named to the IHBCA All-Star Team as a senior... helped team to 2011 regional title and both conference and regional titles in 2010... also help team capture conference, regional and sectional titles in 2009... earned academic all-conference honors in 2011... played club baseball for the Illinois Sparks.

PERSONAL: Son of George and Paige Valach... major is undecided.

35 - Cody Vogler
Freshman • RHP/IF • 6-2 • 260 • R/R
New Lenox, Ill. (Lincoln-Way West HS)

HIGH SCHOOL: Was a two year letterwinner in baseball... also participated in bowling and football... was a two-time South West Suburban Conference honoree... also named to the Joliet Herald, Daily Southtown, and IHSBCA All-Area Teams... was named to the honor roll all four years of high school... played club baseball for the Illinois Sparks.

PERSONAL: Son of Mike and Judy Vogler... majoring in kinesiology and sports studies.

38 - Trent Whitcomb
Freshman • OF • 5-11 • 190 • L/R
Appleton, Wis. (Appleton North)

HIGH SCHOOL: Was a three year letterwinner in baseball... also played football... earned all-conference honors in both baseball and football... helped baseball team win a conference and regional title in 2011... was an honor roll student... also played for the Appleton Legion team during the summers.

PERSONAL: Son of Kristin Whitcomb... majoring in athletic training.

2012 Eastern Illinois Baseball

2011 Results

Date	Opponent	Score	Inns	Overall	Ohio Valley	Pitcher of record	Attend	Time
Feb 18, 2011	at Southern Miss	L 2-6	9	0-1-0	0-0-0	Hoekstra (L 0-1)	3665	2:27
Feb 19, 2011	at Southern Miss	L 1-9	9	0-2-0	0-0-0	Clark (L 0-1)	3449	2:14
Feb 20, 2011	at Southern Miss	L 0-6	9	0-3-0	0-0-0	Slazinik (L 0-1)	3333	2:34
Feb 25, 2011	at Central Arkansas	L 1-5	9	0-4-0	0-0-0	Hoekstra (L 0-2)	273	2:30
Feb 26, 2011	at Central Arkansas	L 4-5	9	0-5-0	0-0-0	Clark (L 0-2)	484	2:41
Feb 27, 2011	at Central Arkansas	L 2-3	9	0-6-0	0-0-0	Slazinik (L 0-2)	306	2:45
Mar 06, 2011	at Univ. of Evansville	w 7-4	9	1-6-0	0-0-0	Hoekstra (W 1-2)	0	2:35
Mar 06, 2011	at Univ. of Evansville	L 1-4	9	1-7-0	0-0-0	Bushur (L 0-1)	111	2:27
Mar 11, 2011	at Alabama	L 2-3	9	1-8-0	0-0-0	Miller, M. (L 0-1)	3423	2:11
Mar 12, 2011	at Alabama	L 1-12	9	1-9-0	0-0-0	Bushur (L 0-2)	3523	2:30
Mar 13, 2011	at Alabama	L 0-5	9	1-10-0	0-0-0	Slazinik (L 0-3)	3534	2:13
Mar 15, 2011	at Mississippi State	L 4-9	9	1-11-0	0-0-0	Barton (L 0-1)	5661	2:45
Mar 18, 2011	at Memphis	w 3-1	9	2-11-0	0-0-0	Hoekstra (W 2-2)	609	2:13
Mar 19, 2011	at Memphis	w 4-3	9	3-11-0	0-0-0	Bushur (W 1-2)	587	2:49
Mar 20, 2011	at Memphis	L 7-11	9	3-12-0	0-0-0	Clark (L 0-3)	551	2:46
Mar 22, 2011	CHICAGO STATE	w 1-0	9	4-12-0	0-0-0	Barton (W 1-1)	117	2:03
Mar 23, 2011	SOUTHERN ILLINOIS	L 4-7	9	4-13-0	0-0-0	Slazinik (L 0-4)	241	2:44
* Mar 26, 2011	EASTERN KENTUCKY	L 7-9	(10)	4-14-0	0-1-0	Barton (L 1-2)	112	3:47
* Mar 27, 2011	EASTERN KENTUCKY-1	w 8-1	7	5-14-0	1-1-0	Bushur (W 2-2)	-	2:06
* Mar 27, 2011	EASTERN KENTUCKY-2	w 5-4	7	6-14-0	2-1-0	Slazinik (W 1-4)	130	1:36
Mar 29, 2011	SAINT LOUIS	L 2-7	9	6-15-0	2-1-0	Clark (L 0-4)	86	2:51
Mar 30, 2011	at Indiana State	L 2-5	9	6-16-0	2-1-0	Greenfield (L 0-1)	240	2:17
* Apr 02, 2011	at Austin Peay-1	w 11-9	9	7-16-0	3-1-0	Hoekstra (W 3-2)	-	3:36
* Apr 02, 2011	at Austin Peay-2	L 0-8	7	7-17-0	3-2-0	Bushur (L 2-3)	405	2:27
* Apr 03, 2011	at Austin Peay	L 7-8	9	7-18-0	3-3-0	Slazinik (L 1-5)	314	4:07
Apr 05, 2011	WESTERN ILLINOIS	L 0-4	9	7-19-0	3-3-0	Barton (L 1-3)	611	2:26
* Apr 10, 2011	at Morehead State-1	w 25-8	7	8-19-0	4-3-0	Hoekstra (W 4-2)	-	2:45
* Apr 10, 2011	at Morehead State-2	w 23-6	7	9-19-0	5-3-0	Bushur (W 3-3)	375	2:55
Apr 12, 2011	vs Illinois	w 4-1	9	10-19-0	5-3-0	McNeil (W 1-0)	1331	2:10
Apr 13, 2011	ILLINOIS COLLEGE	w 20-0	9	11-19-0	5-3-0	Barton (W 2-3)	376	2:27
* Apr 16, 2011	TENNESSEE TECH-1	w 8-1	9	12-19-0	6-3-0	Hoekstra (W 5-2)	-	2:35
* Apr 16, 2011	TENNESSEE TECH-2	L 2-3	7	12-20-0	6-4-0	McNeil (L 1-1)	168	2:06
* Apr 17, 2011	TENNESSEE TECH	L 2-3	9	12-21-0	6-5-0	Miller, M. (L 0-2)	281	2:46
Apr 20, 2011	at Illinois	w 10-2	9	13-21-0	6-5-0	Barton (W 3-3)	451	2:59
* Apr 23, 2011	MURRAY STATE-1	L 1-4	7	13-22-0	6-6-0	Hoekstra (L 5-3)	-	1:34
* Apr 23, 2011	MURRAY STATE-2	w 5-3	7	14-22-0	7-6-0	McNeil (W 2-1)	403	2:14
Apr 26, 2011	vs Missouri	L 5-7	9	14-23-0	7-6-0	Barton (L 3-4)	1234	3:10
* Apr 30, 2011	at UT Martin-1	L 4-6	9	14-24-0	7-7-0	Hoekstra (L 5-4)	-	2:24
* Apr 30, 2011	at UT Martin-2	L 4-5	7	14-25-0	7-8-0	Miller, M. (L 0-3)	206	1:46
* May 07, 2011	JACKSONVILLE STATE	w 4-3	(15)	15-25-0	8-8-0	McNeil (W 3-1)	451	4:42
* May 08, 2011	JACKSONVILLE STATE-1	w 7-4	7	16-25-0	9-8-0	Bushur (W 4-3)	-	2:12
* May 08, 2011	JACKSONVILLE STATE-2	L 4-5	7	16-26-0	9-9-0	Miller, M. (L 0-4)	431	2:35
May 10, 2011	at Saint Louis	w 5-2	9	17-26-0	9-9-0	Slazinik (W 2-5)	94	2:32
May 11, 2011	ILLINOIS STATE	L 2-5	9	17-27-0	9-9-0	Worman (L 0-1)	156	2:52
May 14, 2011	at SIUE-1	L 1-10	9	17-28-0	9-9-0	Hoekstra (L 5-5)	-	2:16
May 14, 2011	at SIUE-2	L 1-2	7	17-29-0	9-9-0	Bushur (L 4-4)	78	1:50
May 15, 2011	at SIUE	L 3-5	9	17-30-0	9-9-0	Greenfield (L 0-2)	104	2:28
May 17, 2011	at Bradley	w 3-2	9	18-30-0	9-9-0	Wilson (W 1-0)	119	2:30
* May 20, 2011	at Southeast Missouri-1	L 5-9	9	18-31-0	9-10-0	Hoekstra (L 5-6)	-	2:58
* May 20, 2011	at Southeast Missouri-2	L 6-9	7	18-32-0	9-11-0	Bushur (L 4-5)	895	2:05
* May 21, 2011	at Southeast Missouri	L 7-8	9	18-33-0	9-12-0	McNeil (L 3-2)	1072	3:00

() extra inning game

2012 Eastern Illinois Baseball

2011 Overall Statistics

Record: 18-33 Home: 8-9 Away: 9-23 Neutral: 1-1 Ohio Valley: 9-12

Player	avg	gp-gs	ab	r	h	2b	3b	hr	rbi	tb	slg%	bb	hp	so	gdp	ob%	sf	sh	sb-att	po	a	e	fld%	
18 BORENSTEIN, Zach	.349	51-51	195	38	68	13	3	7	29	108	.554	21	4	29	2	.419	2	0	9-14	111	15	7	.947	
1 FERGUSON, Shawn	.324	44-41	136	10	44	9	0	2	22	59	.434	3	4	9	5	.354	1	2	1-2	67	1	2	.971	
27 MCMANUS, T.J.	.316	45-43	152	24	48	12	0	3	27	69	.454	20	1	24	4	.394	2	0	0-0	271	20	3	.990	
26 SCHWEIGERT, Brad	.272	39-34	114	13	31	1	0	1	10	35	.307	8	2	19	4	.331	0	5	2-2	59	76	3	.978	
10 STRANG, Cam	.267	51-51	191	25	51	7	0	0	19	58	.304	13	1	25	4	.314	2	8	3-7	84	134	13	.944	
24 THOMA, Ben	.266	48-48	177	27	47	13	0	11	37	93	.525	5	6	31	2	.305	2	0	2-2	57	1	1	.983	
37 REESE, Jacob	.237	47-46	139	22	33	3	0	0	10	36	.259	13	5	21	3	.323	1	5	1-2	249	35	7	.976	
3 DINEEN, Ryan	.198	41-34	111	13	22	4	0	1	13	29	.261	15	1	18	2	.297	1	3	1-1	28	56	7	.923	

12 AUSTIN, Kevin	.500	1-0	2	1	1	0	0	0	1	1	.500	0	0	0	0	.500	0	0	0-0	5	0	0	1.000	
15 PRIESSMAN, Nick	.286	39-26	98	16	28	3	0	0	10	31	.316	10	2	20	1	.364	0	5	6-9	83	0	2	.976	
38 KUCHARSKI, Matt	.286	21-3	28	9	8	1	0	0	3	9	.321	4	1	8	1	.394	0	1	2-2	11	0	0	1.000	
25 SAMUELS, Jake	.278	33-25	97	15	27	9	1	2	17	44	.454	6	3	14	1	.336	1	0	0-0	4	1	0	1.000	
34 WALLSTEN, Gerik	.273	15-5	22	4	6	1	0	0	4	7	.318	1	0	3	0	.304	0	0	0-0	46	2	1	.980	
2 SCHWEIGERT, Tyler	.261	26-3	23	9	6	1	0	1	3	10	.435	1	1	7	1	.320	0	0	0-1	9	6	2	.882	
8 BERRA, Cameron	.239	36-24	92	10	22	6	0	0	9	28	.304	9	1	4	3	.308	2	3	1-2	121	25	3	.980	
30 CIAGLIA, David	.193	25-12	57	8	11	1	0	1	6	15	.263	4	1	16	1	.254	1	1	0-0	8	2	2	.833	
4 ROWE, Daniel	.186	17-13	43	3	8	0	0	0	3	8	.186	1	1	13	1	.222	0	1	0-1	14	27	3	.932	
9 KAISER, Matt	.000	2-0	1	0	0	0	0	0	0	0	.000	0	0	1	0	.000	0	0	0-0	0	0	0	.000	
16 WILSON, Josh	.000	1-0	0	0	0	0	0	0	0	0	.000	0	0	0	0	.000	0	0	0-0	0	0	1	.000	
Totals	.275	51	1678	247	461	84	4	29	223	640	.381	134	34	262	35	.338	15	34	28-45	1247	465	72	.960	
Opponents	.285	51	1647	261	470	87	15	27	241	668	.406	126	46	299	21	.348	24	40	51-67	1295	565	71	.963	

LOB - Team (353), Opp (374). DPs turned - Team (23), Opp (47). TPs turned - Team (1). IBB - Team (4), Borenstein 2, Dineen 1, McManus 1, Opp (7). Picked off - Borenstein 4, Schweigert,B 2, Schweigert,T 1, McManus 1, Thoma 1, Samuels 1.

(All games Sorted by Earned run avg)

Player	era	w-l	app	gs	cg	sho	sv	ip	h	r	er	bb	so	2b	3b	hr	b/avg	wp	hp	bk	sfa	sha
23 MCNEIL, Brent	2.18	3-2	21	1	0	0/0	1	53.2	48	15	13	12	35	8	1	1	.242	1	4	3	3	4
14 HOEKSTRA, Mike	5.53	5-6	14	14	1	0/0	0	84.2	114	60	52	15	50	22	3	9	.318	5	4	0	4	9
6 BUSHUR, Luke	6.04	4-5	15	13	0	0/0	0	56.2	71	47	38	22	49	14	2	5	.313	4	8	0	2	8

17 KALOUSEK, George	0.00	0-0	5	0	0	0/1	0	3.2	4	0	0	1	2	0	0	0	.333	1	1	0	1	0
11 WORMAN, Darin	2.18	0-1	19	0	0	0/1	1	20.2	13	7	5	7	15	2	0	1	.171	1	1	0	0	0
22 MILLER, Matt	3.32	0-4	28	0	0	0/2	7	38.0	35	19	14	12	35	6	2	3	.241	4	8	0	2	1
31 BARTON, Troy	3.50	3-4	22	5	0	0/2	0	46.1	37	21	18	17	42	10	0	1	.214	1	3	0	1	2
28 GREENFIELD, Joe	5.52	0-2	9	6	0	0/0	0	29.1	40	24	18	7	11	4	2	3	.333	0	4	0	2	7
29 SLAZINIK, Christian	5.57	2-5	14	10	0	0/1	0	42.0	53	35	26	19	29	10	2	3	.312	4	7	1	5	5
16 WILSON, Josh	5.59	1-0	9	0	0	0/1	0	9.2	9	6	6	6	8	1	0	0	.250	0	3	1	1	1
32 CLARK, Adam	6.03	0-4	16	2	0	0/0	0	31.1	46	27	21	8	23	10	3	1	.348	3	3	0	3	3
Totals	4.54	18-33	51	51	1	2/2	9	416.0	470	261	210	126	299	87	15	27	.285	24	46	5	24	40
Opponents	4.32	33-18	51	51	4	4/4	14	431.2	461	247	207	134	262	84	4	29	.275	23	34	1	15	34

PB - Team (11), Reese 10, Wallsten 1, Opp (13). Pickoffs - Team (11), McNeil 5, Reese 2, Greenfield 2, Bushur 2, Opp (10). SBA/ATT - Reese (43-55), Bushur (9-13), Miller, M. (10-12), Wallsten (8-9), Slazinik (6-8), McNeil (5-8), Clark (3-6), Barton (5-6), Greenfield (5-5), Hoekstra (3-4), Worman (3-3), Kalousek (1-1), Berra (0-1), Wilson (1-1).

2012 Eastern Illinois Baseball

2011 OVC ONLY Stats

Record: 9-12 Home: 6-5 Away: 3-7 Ohio Valley: 9-12

Player	avg	gp-gs	ab	r	h	2b	3b	hr	rbi	tb	slg%	bb	hp	so	gdp	ob%	sf	sh	sb-att	po	a	e	fld%	
18 BORENSTEIN, Zach	.400	21-21	80	23	32	9	0	6	21	59	.738	12	0	8	2	.468	2	0	5-6	33	5	3	.927	
27 MCMANUS, T.J.	.397	19-19	68	13	27	5	0	3	17	41	.603	8	1	8	0	.462	1	0	0-0	136	9	1	.993	
26 SCHWEIGERT, Brad	.352	21-21	71	12	25	1	0	1	8	29	.408	4	1	13	3	.395	0	2	2-2	37	41	3	.963	
3 DINEEN, Ryan	.340	16-13	47	10	16	4	0	1	10	23	.489	6	0	5	0	.407	1	1	0-0	9	22	2	.939	
10 STRANG, Cam	.321	21-21	81	17	26	2	0	0	8	28	.346	5	1	10	1	.364	1	4	1-2	34	55	6	.937	
24 THOMA, Ben	.303	21-21	76	15	23	4	0	8	24	51	.671	3	5	12	2	.360	2	0	2-2	21	1	1	.957	
15 PRIESSMAN, Nick	.302	15-11	43	8	13	0	0	0	4	13	.302	4	1	7	1	.375	0	2	1-3	43	0	2	.956	
37 REESE, Jacob	.279	21-21	61	13	17	2	0	0	6	19	.311	7	2	5	2	.371	0	2	0-1	105	17	2	.984	
1 FERGUSON, Shawn	.254	20-19	63	6	16	5	0	1	12	24	.381	3	2	3	1	.304	1	1	0-0	24	0	0	1.000	

2 SCHWEIGERT, Tyler	.500	9-0	2	3	1	0	0	0	1	1	.500	1	1	0	0	.750	0	0	0-0	0	0	1	.000	
38 KUCHARSKI, Matt	.385	12-1	13	4	5	0	0	0	2	5	.385	1	1	3	0	.467	0	0	2-2	5	0	0	1.000	
25 SAMUELS, Jake	.333	13-10	39	10	13	5	0	1	13	21	.538	3	1	4	0	.386	1	0	0-0	0	0	0	.000	
34 WALLSTEN, Gerik	.286	6-0	7	3	2	0	0	0	1	2	.286	1	0	1	0	.375	0	0	0-0	8	1	0	1.000	
30 CIAGLIA, David	.235	8-3	17	4	4	1	0	0	2	5	.294	1	0	4	0	.263	1	0	0-0	1	0	0	1.000	
8 BERRA, Cameron	.200	14-8	30	4	6	2	0	0	3	8	.267	5	1	2	1	.333	0	1	0-0	31	12	2	.956	
Totals	.324	21	698	145	226	40	0	21	132	329	.471	64	17	85	13	.389	10	13	13-18	494	193	28	.961	
Opponents	.311	21	668	116	208	37	4	19	108	310	.464	42	18	114	8	.364	9	22	14-20	500	214	36	.952	

LOB - Team (157), Opp (148). DPs turned - Team (9), Opp (18). TPs turned - Team (1). IBB - Team (4), Borenstein 2, Dineen 1, McManus 1, Opp (2). Picked off - Schweigert,B 2, Schweigert,T 1, Borenstein 1.

(Ohio Valley games only Sorted by Earned run avg)

Player	era	w-l	app	gs	cg	sho	sv	ip	h	r	er	bb	so	2b	3b	hr	b/avg	wp	hp	bk	sfa	sha
23 MCNEIL, Brent	2.82	2-2	7	1	0	0/0	0	22.1	22	8	7	5	13	5	1	1	.275	0	3	1	2	2
6 BUSHUR, Luke	6.21	3-2	8	8	0	0/0	0	33.1	41	27	23	12	31	8	0	5	.308	2	5	0	1	5
14 HOEKSTRA, Mike	7.12	3-3	8	8	0	0/0	0	48.0	74	40	38	7	25	16	2	8	.346	2	2	0	2	4

17 KALOUSEK, George	0.00	0-0	1	0	0	0/0	0	0.2	1	0	0	0	1	0	0	0	.500	0	0	0	1	0
11 WORMAN, Darin	1.80	0-0	6	0	0	0/0	0	5.0	5	1	1	0	3	0	0	1	.238	0	1	0	0	0
31 BARTON, Troy	3.72	0-1	7	0	0	0/0	0	9.2	7	5	4	3	8	1	0	0	.194	0	1	0	0	1
22 MILLER, Matt	4.58	0-3	12	0	0	0/0	4	17.2	17	12	9	6	10	1	1	3	.258	2	5	0	2	1
28 GREENFIELD, Joe	4.76	0-0	3	2	0	0/0	0	11.1	20	7	6	4	6	1	0	0	.417	0	1	0	0	4
32 CLARK, Adam	5.79	0-0	4	0	0	0/0	0	4.2	6	3	3	2	4	0	0	0	.333	1	0	0	1	2
29 SLAZINIK, Christian	5.84	1-1	4	2	0	0/0	0	12.1	14	12	8	3	13	5	0	1	.286	1	0	0	0	3
16 WILSON, Josh	99.00	0-0	1	0	0	0/0	0	0.0	1	1	1	0	0	0	0	0	1.000	0	0	0	0	0
Totals	5.40	9-12	21	21	0	0/0	4	165.0	208	116	99	42	114	37	4	19	.311	8	18	1	9	22
Opponents	6.86	12-9	21	21	1	1/1	6	166.2	226	145	127	64	85	40	0	21	.324	13	17	1	10	13

PB - Team (5), Reese 5, Opp (7). Pickoffs - Team (6), McNeil 3, Greenfield 1, Bushur 1, Reese 1, Opp (4). SBA/ATT - Reese (14-20), Miller, M. (4-5), Hoekstra (3-4), Barton (3-3), Bushur (1-3), McNeil (1-2), Worman (1-1), Greenfield (1-1), Slazlinik (0-1).

2012 Eastern Illinois Baseball

2011 Miscellaneous Statistics

Multiple Hit Games	2	3	4	5+	Total
18 BORENSTEIN, Zach	5	9	2	-	16
10 STRANG, Cam	11	2	1	1	15
24 THOMA, Ben	10	2	1	-	13
27 MCMANUS, T.J.	6	5	-	-	11
1 FERGUSON, Shawn	7	4	-	-	11
15 PRIESSMAN, Nick	5	1	-	1	7
37 REESE, Jacob	6	1	-	-	7
3 DINEEN, Ryan	3	3	-	-	6
26 SCHWEIGERT, Brad	4	2	-	-	6
8 BERRA, Cameron	4	-	1	-	5
25 SAMUELS, Jake	2	3	-	-	5
38 KUCHARSKI, Matt	2	-	-	-	2
30 CIAGLIA, David	2	-	-	-	2
4 ROWE, Daniel	1	-	-	-	1
TEAM	68	32	5	2	107

Multiple RBI Games	2	3	4	5+	Total
24 THOMA, Ben	3	3	3	-	9
27 MCMANUS, T.J.	3	2	1	-	6
10 STRANG, Cam	3	2	-	-	5
18 BORENSTEIN, Zach	3	-	1	1	5
25 SAMUELS, Jake	2	1	-	1	4
1 FERGUSON, Shawn	3	1	-	-	4
3 DINEEN, Ryan	1	1	-	-	2
26 SCHWEIGERT, Brad	1	-	-	-	1
15 PRIESSMAN, Nick	-	1	-	-	1
8 BERRA, Cameron	-	1	-	-	1
34 WALLSTEN, Gerik	1	-	-	-	1
30 CIAGLIA, David	-	-	1	-	1
4 ROWE, Daniel	1	-	-	-	1
TEAM	21	12	6	2	41

Hitting Streaks	Longest	Current
18 BORENSTEIN, Zach	8	2
27 MCMANUS, T.J.	8	4
10 STRANG, Cam	7	1
26 SCHWEIGERT, Brad	7	1
1 FERGUSON, Shawn	7	1
24 THOMA, Ben	5	4
8 BERRA, Cameron	5	5
15 PRIESSMAN, Nick	5	5
37 REESE, Jacob	4	-
25 SAMUELS, Jake	4	4
3 DINEEN, Ryan	4	-
34 WALLSTEN, Gerik	3	-
4 ROWE, Daniel	3	-
38 KUCHARSKI, Matt	3	-
2 SCHWEIGERT, Tyler	3	-
30 CIAGLIA, David	2	1
12 AUSTIN, Kevin	1	1

Reached Base Streaks	Longest	Current
27 MCMANUS, T.J.	20	4
10 STRANG, Cam	18	1
18 BORENSTEIN, Zach	15	2
26 SCHWEIGERT, Brad	11	3
1 FERGUSON, Shawn	11	1
15 PRIESSMAN, Nick	8	7
24 THOMA, Ben	7	4
25 SAMUELS, Jake	6	4
37 REESE, Jacob	6	-
8 BERRA, Cameron	5	5
3 DINEEN, Ryan	5	-
30 CIAGLIA, David	4	1
34 WALLSTEN, Gerik	3	-
4 ROWE, Daniel	3	-
38 KUCHARSKI, Matt	3	-
2 SCHWEIGERT, Tyler	3	-
12 AUSTIN, Kevin	1	1



Draft and Postseason History

RETIRED NUMBERS

Marty Pattin's #19 Retired in 2009

ACADEMIC ALL-AMERICA SELECTIONS

Brian Morrell (1st Team, Pitcher) 2009
Brian Morrell (2nd Team, Pitcher) 2008
Erik Huber (1st Team, First Baseman) 2007

ALL-TIME DRAFT PICKS

YEAR	PLAYER	MLB TEAM
2011	Zach Borenstein (23rd)	Angels
2009	Tyler Kehrer (Comp A, 48th overall)	Angels
	Brett Nommensen (8th)	Rays
	Jordan Kreke (13th)	Braves
2007	Erik Huber (12th)	Pirates
2004	Kyle Haines (31st)	Giants
	Chris Uhle (31st)	Astros
2003	Jordan Pals (20th)	Cardinals
	Bret Pignatiello (27th)	Expos
2001	Chris Martin (FA)	Yankees
2000	John Larson (21st)	Pirates
1999	Matt Gage (20th)	A's
	John Larson (17th)	Twins
1998	Bobby Castelli (4th)	Expos
1997	Randy Eversgerd (12th)	Blue Jays
1996	Steve Dunlop	Arizona
1995	Willy Hilton (13th)	A's
1994	Joe Kusch (33rd)	Rangers
1993	Tad Smith (28th)	Mets
1992	Steve Lemke	A's
1990	Ryan Edwards	Reds
1989	Dan Hargis (5th)	Expos
	Jim Sweeney	Cubs
1988	Stan Royer (1st, 16th overall)	A's
	Shannon Coppell (15th)	Giants
	Bill Taylor	A's
1987	Tim Bogar (8th)	Astros
	Eric Hillman (16th)	Mets
1986	Kendall Snyder (20th)	Twins
	Terry McDevitt (27th)	Padres
	Tim Torricelli	Brewers
1985	Monty Aldrich (28th)	Braves
	Mick Freed (31st)	Cardinals
1984	Brian Jones	Pirates
1983	Kevin Seitzer (11th)	Indians
	Kevin Gordon (23rd)	Pirates
	Bill Morton	Phillies
1982	Matt Cimo (14th)	Giants
	Tom Detmer	Cardinals
1981	Tim Pyznarski (1st, 15th overall)	A's
	Elliott Skorupa (35th)	Expos
	Randy Weibel	Expos
1980	Marty Pulley	Blue Jays
	Ken Westray (22nd)	Expos
1978	Pat Rooney (20th)	Expos
	Rick Doss (19th)	Giants
	Jeff Gossett (5th)	Mets
	Tim West	Expos
1976	Bill Tucker (16th)	Braves
1973	Randy Trapp (24th)	Mets
	Rod Maxwell	Angels
1972	Dave Diamond	White Sox
1971	Bill Taft	Giants
	Phil Bracken	Giants
1968	John Burns (6th)	Braves
1967	Stu Cann	Mets
1965	Marty Pattin (7th)	Angels
	Nick Balodimas	Mets
	Val Bush (23rd)	Giants
	Gene Vidoni (28th)	Giants
1963	Bart Zeller	Cardinals
1962	Ted Huddleston	Yankees
	Frank Caliendo	White Sox
1961	Gary Wagner	Phillies
1956	Tom McDevitt	Cardinals
1955	Ken Ludwig	Pirates
	Jack Kenny	A's
1953	John McDevitt	Pirates
1952	J. D. Anderson	Phillies

Bold = reached the majors | Underline = active
(If known, round selected listed in parenthesis)

NATIONAL POSTSEASON RESULTS

2008 27-30 (JIM SCHMITZ)
NCAA Division I Regional at Lincoln, Neb. (4th)
EIU - 10 Nebraska - 13
EIU - 7 Oral Roberts - 8 (10 innings)
1999 33-23 (JIM SCHMITZ)
NCAA Division I Regional at Waco, Texas (3rd)
EIU - 3 Baylor - 7
EIU - 13 Arizona - 4
EIU - 10 Minnesota - 15
1981 36-14 (TOM McDEVITT)
NCAA Division II Great Lakes Regional (1st)
EIU - 4 Lewis - 14
EIU - 9 Central Missouri - 2
EIU - 7 Lewis - 5
EIU - 8 Nebraska-Omaha - 5
EIU - 14 Nebraska-Omaha - 7
NCAA Division II World Series (2nd)
EIU - 3 Troy State - 12
EIU - 7 Le Moyne (N.Y.) - 5
EIU - 8 Troy State - 3
EIU - 3 Cal State-Northridge - 2
EIU - 0 Florida Southern - 9
1978 27-19 (TOM McDEVITT)
NCAA Division II Great Lakes Regional (1st)
EIU - 7 Univ. of Indianapolis - 3
EIU - 8 Western Illinois - 9
EIU - 3 Wright State - 2
EIU - 9 Western Illinois - 6
EIU - 6 Western Illinois - 1
NCAA Division II World Series (5th)
EIU - 6 Univ. of San Diego - 15
EIU - 21 Missouri State - 11
EIU - 9 Valdosta State - 11
1976 36-11 (J.W. SANDERS)
NCAA Division II Mideast Regional (3rd)
EIU - 1 Valparaiso - 3
EIU - 11 Evansville - 7
EIU - 3 Valparaiso - 2
EIU - 4 Wright State - 7
1975 25-15 (J.W. SANDERS)
NCAA Division II Mideast Regional
EIU - 6 Wright State - 7
EIU - 0 Marietta College (Ohio) - 7
1973 27-13 (BILL McCABE)
NCAA College Division Mideast Regional (1st)
EIU - 7 Univ. of Indianapolis - 6
EIU - 6 Cleveland State - 2
EIU - 9 SIU Edwardsville - 8
EIU - 7 Marietta College - 2
NCAA College Division World Series (3rd)
EIU - 9 Florida Southern - 2
EIU - 2 California-Irvine - 6
EIU - 7 Missouri-St. Louis - 4
EIU - 2 Ithaca College - 3
1972 19-11 (BILL McCABE)
NAIA District 20 (2nd)
EIU - 2 Illinois Benedictine - 1
EIU - 5 Illinois Benedictine - 2
EIU - 5 Lewis - 3
EIU - 2 Lewis - 3
EIU - 4 Lewis - 6
1971 25-12 (BILL McCABE)
NAIA District 20
EIU - 6 Illinois Benedictine - 2
EIU - 7 Lewis - 8
EIU - 11 Illinois Benedictine - 0
EIU - 1 Lewis - 7
1964 23-7 (BILL McCABE)
NAIA World Series
EIU - 1 Sam Houston State - 3
EIU - 9 Mayville (N.D.) - 10
CONFERENCE TOURNEY RESULTS
- OHIO VALLEY CONFERENCE ERA (1997-PRESENT) -
2009 PADUCAH, KY. (#1 SEED)
EIU - 5 #6 Jacksonville State - 11
EIU - 4 #2 Murray State - 5
2008 PADUCAH, KY. (#4 SEED)
EIU - 4 #5 Tennessee Tech - 1
EIU - 8 #2 Samford - 2
EIU - 10 #1 Jacksonville State - 6
EIU - 7 #6 Southeast Missouri State - 4
OVC Tournament Champs

2006 PADUCAH, KY. (#3 SEED)
EIU - 6 #6 Southeast Missouri State - 7
EIU - 2 #5 Austin Peay - 10
2004 PADUCAH, KY. (#2 SEED)
EIU - 18 #5 Southeast Missouri State - 9
EIU - 3 #3 Jacksonville State - 5
EIU - 1 #6 Samford - 6
2003 PADUCAH, KY. (#6 SEED)
EIU - 12 #1 Austin Peay - 11
EIU - 9 #3 Tennessee Tech - 2
EIU - 7 #5 Eastern Kentucky - 8
EIU - 4 #4 Murray State - 6 (13 innings)
2002 PADUCAH, KY. (#2 SEED)
EIU - 0 #5 Tennessee Tech - 8
EIU - 21 #6 Morehead State - 1
EIU - 6 #4 Murray State - 5
EIU - 10 #5 Tennessee Tech - 11
2001 PADUCAH, KY. (#1 SEED)
EIU - 8 #6 Eastern Kentucky - 14
EIU - 2 #2 Southeast Missouri State - 1
EIU - 6 #5 Austin Peay - 10
2000 CAPE GIRARDEAU, MO. (#6 SEED)
EIU - 3 #3 Middle Tennessee State - 4
1999 CAPE GIRARDEAU, MO. (#1 SEED)
EIU - 8 #4 Middle Tennessee State - 7
EIU - 9 #3 Eastern Kentucky - 4
EIU - 4 #4 Middle Tennessee State - 3
OVC Tournament Champs
1998 CAPE GIRARDEAU, MO. (#1 SEED)
EIU - 3 #5 Eastern Kentucky - 15
EIU - 10 #6 Morehead State - 8
EIU - 26 #5 Eastern Kentucky - 10
EIU - 11 #2 Southeast Missouri - 15
1997 MURFREESBORO, TENN. (#4 SEED)
EIU - 5 #5 Southeast Missouri State - 6
- MID-CONTINENT CONFERENCE ERA (1984-96) -
1996 TROY, ALA. (#1 WEST SEED)
EIU - 1 #2E Pace (N.Y.) - 5
EIU - 5 #1E Troy State - 9
1995 CHARLESTON, ILL. (#1 WEST SEED)
EIU - 6 #2E Troy State - 13
EIU - 5 #1E Youngstown State - 4
1993 CHICAGO (#3 SEED)
EIU - 11 #4 Cleveland State - 10
EIU - 4 #2 Illinois-Chicago - 5
EIU - 3 #1 Wright State - 5
1992 CHICAGO (#1 GRAY SEED)
EIU - 4 #3B Youngstown State - 3
EIU - 2 #2B Akron - 1
EIU - 4 #1B Wright State - 6
EIU - 5 #2B Akron - 9
1991 CHICAGO (#1 GRAY SEED)
EIU - 11 #3B Valparaiso - 7
EIU - 2 #1B Akron - 3
EIU - 7 #2B Illinois-Chicago - 11
1990 CHICAGO (#2 GRAY SEED)
EIU - 2 #1B Illinois-Chicago - 5
EIU - 8 #2B Akron - 1
EIU - 2 #1G Missouri State - 9
1989 CHICAGO (#2 GRAY SEED)
EIU - 2 #1B Cleveland State - 3
EIU - 12 #2B Illinois-Chicago - 6
EIU - 4 #1B Cleveland St. - 3 (10 innings)
EIU - 6 #1G Missouri State - 4
EIU - 1 #1G Missouri State - 5
1988 CHICAGO (#2 GRAY SEED)
EIU - 1 #1B Valparaiso - 0
EIU - 3 #1G Missouri State - 4
EIU - 6 #2B Illinois-Chicago - 4
EIU - 15 #1G Missouri State - 5
EIU - 2 #1G Missouri State - 9
1987 CHICAGO (#1 GRAY SEED)
EIU - 6 #2B Cleveland State - 3
EIU - 11 #2G Missouri State - 22
EIU - 18 #2B Cleveland State - 11
EIU - 9 #2G Missouri State - 10 (13 innings)
1985 CHARLESTON, ILL. (#1 GRAY SEED)
EIU - 2 #2B Cleveland State - 2
EIU - 2 #2G Missouri State - 4
EIU - 11 #1B Valparaiso - 2
EIU - 2 #2G Missouri State - 3
1984 CHICAGO (NO SEEDS)
EIU - 5 Missouri State - 3
EIU - 9 Valparaiso - 1
EIU - 6 Northern Iowa - 8
EIU - 0 Missouri State - 1

Single-Season Batting Records



HITS

1. Pete Pirman.....	85	2002
2. Brett Nommensen...	82	2008
3. Erik Huber.....	80	2006
4. Sean Lyons.....	79	1998
5. Richie Derbak.....	78	2009
Ryan Campbell.....	78	2004
7. Tim Pzynarski.....	77	1981
8. Mark Chagnon.....	76	2006
Chris Uhle.....	76	2003
Matt Marzec.....	76	1998
Clint Benhoff.....	76	1998
Tim Bogar.....	76	1987

DOUBLES

1. Josh Landon.....	23	2001
2. Ryan Campbell.....	22	2004
3. Sean Lyons.....	21	1998
4. Clint Benhoff.....	20	1998
5. Chris Uhle.....	19	2003
Ben Duke.....	19	2001
Matt Legaspi.....	19	1992
8. Brett Nommensen...	18	2008
Dan Hargis.....	18	1989
Dana Leibovitz.....	18	1987

TRIPLES

1. Jason Jetel.....	7	1991
Jeff Gossett.....	7	1978
3. Rick Royer.....	6	1992
Kevin Smith.....	6	1986
Pete Kasperski.....	6	1976
6. Jordan Kreke.....	5	2008
Jason Jetel.....	5	1992
Rick Sterioti.....	5	1986
Kevin Seitzer.....	5	1982
Fred Myers.....	5	1976
John Burns.....	5	1968

HOME RUNS

1. Tim Pzynarski.....	22	1981
2. Clint Benhoff.....	18	1998
3. Bret Pignatiello.....	17	2003
Mark Tomse.....	17	1998
Matt Marzec.....	17	1998
Stan Royer.....	17	1988
Tim Bogar.....	17	1987
8. Brian Hantosh.....	15	1998
9. Bret Pignatiello.....	14	2002
Mike Rooney.....	14	1987

RUNS BATTED IN

1. Tim Pzynarski.....	78	1981
2. Clint Benhoff.....	74	1998
3. Matt Marzec.....	65	1998
4. Jordan Kreke.....	59	2009
Brett Pignatiello.....	59	2003
Dan Hargis.....	59	1989
Stan Royer.....	59	1987
8. Kirk Walters.....	56	2003
9. Stan Royer.....	54	1988
10. Chris Martin.....	53	2001
Mike Rooney.....	53	1987

RUNS SCORED

1. Sean Lyons.....	66	1998
Tim Pzynarski.....	66	1981
3. Chris Uhle.....	63	2003
Rick Sterioti.....	63	1987
5. Josh Zink.....	60	1998
6. Matt Marzec.....	59	1998
7. Pete Pirman.....	58	2002
Sean Lyons.....	58	1997
9. Tim Bogar.....	57	1981
Kevin Seitzer.....	57	1981

AT-BATS

1. Jordan Tokarz.....	231	...	2008
Chris Uhle.....	231	...	2003
3. Ryan Campbell.....	225	2004
4. Kyle Haines.....	220	2004
Chris Uhle.....	220	2004
6. Aaron Shelbourne.....	216	2003
7. Ryan Campbell.....	215	2006
Ryan Campbell.....	215	2005
Josh Landon.....	215	2001
10. Josh Landon.....	213	2000

STOLEN BASES

1. Chris Steil.....	23	1990
2. Bryan Dillard.....	22	1980
3. Justin Stone.....	20	1998
4. Shannon Coppell.....	19	1988
5. Brett Nommensen...	18	2008
Casey Spears.....	18	2007
Fred Myers.....	18	1976
Dave Ekstrom.....	18	1976
Mike Kerner.....	18	1971
10. Chris Clarke.....	17	1993
Dave McDevitt.....	17	1988
Bryan Dillard.....	17	1981

WALKS

1. Mark Steppe.....	46	1980
2. Rick Sterioti.....	41	1987
Tim Torricelli.....	41	1986
Monty Aldrich.....	41	1985
5. Jeff Jetel.....	40	1989
6. Jeff Jetel.....	38	1988
Alswinn Kieboom.....	38	1987
8. Matt Marzec.....	37	2000
Jeff Nelson.....	37	1997
Terry McDevitt.....	37	1986
Tim Weber.....	37	1973

TOTAL BASES

1. Tim Pzynarski.....	156	...	1981
2. Clint Benhoff.....	152	...	1998
3. Sean Lyons.....	145	...	1998
4. Matt Marzec.....	143	1998
Tim Bogar.....	143	1987
6. Jordan Kreke.....	135	2009
7. Pete Pirman.....	131	2002
8. Mark Tomse.....	130	1998
9. Dan Hargis.....	128	1989
10. Kirk Walters.....	127	2003

SLUGGING PERCENTAGE

<i>Minimum 75 At-Bats</i>			
1. Brett Nommensen...	.1010	..	2009
2. Tim Pzynarski.....	.897	..	1981
3. Troy Harper.....	.830	..	1982
4. Clint Benhoff.....	.792	..	1998
5. Neal Bertram.....	.789	..	1983
6. Tim Bogar.....	.769	..	1987
7. Dan Hargis.....	.766	..	1989
8. Tim Parker.....	.753	..	1984
9. Mark Tomse.....	.739	..	1998
10. Shane Hesse.....	.733	..	1996

ON-BASE PERCENTAGE

<i>Since 1987 • Minimum 75 At-Bats</i>			
1. Brett Nommensen...	.652	..	2009
2. Jeff Jetel.....	.534	..	1988
3. Brett Nommensen...	.518	..	2008
4. Shane Hesse.....	.509	..	1996
5. Zach Borenstein...	.506	..	2009
6. Erik Huber.....	.496	..	2006
7. Clint Benhoff.....	.487	..	1998
8. Sean Lyons.....	.476	..	1997
9. Steve Dunlop.....	.474	..	1996
10. Erik Huber.....	.473	..	2007

.400 BATTING CLUB (Minimum 75 At-Bats)

	<u>AVG</u>	<u>H-AB</u>	<u>PLAYER</u>	<u>YEAR</u>
1.	.525	53-101	Brett Nommensen	2009
2.	.453	48-106	Troy Harper	1982
3.	.443	77-174	Tim Pzynarski	1981
4.	.438	35-80	John Burns	1968
5.	.431	44-102	Kevin Seitzer	1983
6.	.417	78-187	Richie Derbak	2009
7.	.416	57-137	Kevin Seitzer	1982
8.	.415	51-123	Neal Bertram	1983
9.	.414	72-174	Steve Dunlop	1996
10.	.412	70-170	Kevin Seitzer	1981
11.	.409	65-159	Erik Huber	2007
	.409	76-186	Tim Bogar	1987
13.	.408	70-174	Matt Cimo	1981
14.	.407	85-209	Pete Pirman	2002
	.407	66-162	Nolan Lofgren	1997
	.407	33-81	Tim Parker	1984
17.	.404	80-198	Erik Huber	2006
18.	.403	58-144	Paul Franson	1978
19.	.402	82-204	Brett Nommensen	2008
20.	.401	55-137	Jeff Jetel	1988

Current Players in **Bold**

HIT BY PITCH

<i>Since 1986</i>			
1. Jeff Cammann.....	17	2003
2. Brett Nommensen...	15	2008
Erik Huber.....	15	2006
Erik Huber.....	15	2005
5. Brett Nommensen...	14	2009
6. Bob VanHoorebeck	13	2001
7. Bob VanHoorebeck	11	2000
8. Curt Restko.....	10	2010
Curt Restko.....	10	2008
Nolan Cork.....	10	2003
Brian Nickell.....	10	2000
Travis Hayes.....	10	1995

SACRIFICE BUNTS

<i>Since 1987</i>			
1. Gerik Wallsten.....	12	2010
Curt Restko.....	12	2009
Jesse Niehaus.....	12	2001
Vic Lanzotti.....	12	1988
5. Gerik Wallsten.....	11	2009
6. Mark Chagnon.....	10	2006
Brian Filosa.....	10	1988
Terry Keigher.....	10	1987
9. Curt Restko.....	9	2008
Casey Spears.....	9	2007
Josh Landon.....	9	1999
Sean Lyons.....	9	1997

SACRIFICE FLIES

<i>Since 1987</i>			
1. Jordan Tokarz.....	7	2009
Bret Pignatiello.....	7	2003
3. Ryan Bridgewater...	6	1999
4. Zach Skidmore.....	5	2009
Erik Huber.....	5	2007
Brett Pignatiello.....	5	2002
Chris Martin.....	5	2001
Matt Marzec.....	5	2000
Justin Stone.....	5	1998
Josh Zink.....	5	1998
Jeff Guest.....	5	1994
Todd Davis.....	5	1992
Chris Steil.....	5	1990

Team Triple Crown Winners of the Division I Era (1982-Present)

Hitters

Led the Team in Avg. - HR - RBIs

Zach Borenstein (So) • 2010
.353 – 11 – 47
Erik Huber (Sr) • 2007
.409 – 9 – 42
Clint Benhoff (Sr) • 1998
.396 – 18 – 74
Dan Hargis (Jr) • 1989
.389 – 13 – 59
Monty Aldrich (Sr) • 1985
.396 – 7 – 36
Tim Parker (Jr) • 1984
.407 – 6 – 36

Pitchers

Led the Team in ERA - Wins - Ks

Chris Vaculik (So) • 2005
4.17 – 6 – 58
Dave Goodhue (Sr) • 1986
2.73 – 7 – 54



Single-Season Pitching Records

WINS

1.	John Larson	10	1999
	Jeremy Sanders	10	1999
	Lenny Lundberg	10	1981
	Marty Pattin	10	1964
5.	Dwaine Nelson	9	1973
6.	Josh Mueller	8	2009
	Mike Recchia	8	2009
	Kyle Widegren	8	2004
	Mike Zioli	8	2001
	Jeremy Sanders	8	1998
	Steve Lemke	8	1991
	Bill Taylor	8	1988
	Randy Weibel	8	1981
	Tom Doyle	8	1977
	Bill Tucker	8	1976
	Larry Olsen	8	1976
	Wally Ensminger	8	1975
	Dwaine Nelson	8	1974
	Ted Colbert	8	1964
	Gene Creek	8	1962

STRIKEOUTS

1.	Marty Pattin	118	1964
2.	Tyler Kehrer	90	2009
3.	Mike Recchia	87	2010
4.	Bill Tucker	82	1976
5.	Josh Mueller	79	2008
	John Larson	79	2000
7.	Josh Mueller	78	2010
8.	Damon White	77	2003
	Ken Westray	77	1980
10.	Bill Tucker	76	1974

INNINGS PITCHED

1.	John Larson	104	1999
2.	Steve Lemke	101.1	1991
3.	Steve Lemke	99	1992
4.	Mike Recchia	86	2010
	Marty Pattin	86	1964
6.	Damon White	85.2	2003
	Randy Eversgerd	85.2	1997
8.	Mike Hoekstra	84.2	2011
9.	John Larson	84	2000
10.	Dwaine Nelson	82.1	1974

GAMES STARTED

Since 1982

1.	John Larson	16	2000
	John Larson	16	1999
	John Larson	16	1998
4.	Josh Mueller	15	2008
	Kyle Widegren	15	2005
	Damon White	15	2003
	Scott Metz	15	2002
	Steve Lemke	15	1992
	Steve Lemke	15	1991
10.	Matt Gage	14	1999
	Brian Prina	14	1998
	Matt Kundrat	14	1992
	Mike Hoekstra	14	2011

APPEARANCES

1.	Jeremy Sanders	34	1999
2.	Nick Albu	32	2002
	Nathan Stone	32	2002
	Mike Zioli	32	2000
5.	Nathan Stone	31	2003
6.	Mike Zioli	30	2001
	Jeremy Sanders	30	1998
	Mike Sommerfeld	30	1997
9.	Alex Guttosch	29	2006
	Bobby Castelli	29	1998
	Mike Sommerfeld	29	1997

LOWEST ERAs IN PROGRAM HISTORY

(Minimum 50 innings pitched)

	ERA	INNINGS	PLAYER	YEAR
1.	0.93	58	Larry Olsen	1975
2.	1.20	75	Dwaine Nelson	1973
3.	1.60	73	Gene Creek	1962
4.	1.65	54 2/3	Bobby Castelli	1998
5.	1.66	65	Bill Tucker	1974
6.	1.71	63	Willy Hilton	1995
7.	1.74	67	Ted Colbert	1964
8.	1.76	71 2/3	Jeremy Sanders	1999
9.	1.84	73 1/3	Mike Campbell	1962
10.	1.88	62	Dave Diamond	1971

LOWEST ERAs OF THE DIVISION I ERA

(Minimum 50 innings pitched)

	ERA	INNINGS	PLAYER	YEAR
1.	1.65	54 2/3	Bobby Castelli	1998
2.	1.71	63	Willy Hilton	1995
3.	1.76	71 2/3	Jeremy Sanders	1999
4.	1.89	57	Dave Goodhue	1985
5.	2.53	57	Tyler Brandon	2008
6.	2.56	81	Basil Clausen	1993
7.	2.63	65	Mike Zioli	2001
8.	2.73	69 1/3	Dave Goodhue	1986
9.	2.83	57 1/3	Brian Corn	1985
10.	2.88	59 1/3	Craig Jones	1992

STRIKEOUTS PER NINE INNINGS

(Division I Era • Minimum 25 innings pitched)

EIU All-Time Record

	RATIO	Ks	INNINGS	PLAYER	YEAR
	12.35	118	86	Marty Pattin	1964

	RATIO	Ks	INNINGS	PLAYER	YEAR
1.	11.54	70	54 2/3	Bobby Castelli	1998
2.	11.05	90	71 1/3	Tyler Kehrer	2009
3.	10.99	48	39 1/3	Beau Szul	1996
4.	10.71	65	54 2/3	Mike Zioli	2000
5.	10.62	57	48 1/3	Quent Hamilton	1994
6.	10.50	42	36	Nathan Stone	2002
7.	10.39	50	43 1/3	Jeff Kober	1997
8.	10.28	78	68 1/3	Josh Mueller	2010
9.	10.21	65	57 1/3	Brian Corn	1985
10.	10.11	79	70 1/3	Josh Mueller	2008

FEWEST WALKS PER NINE INNINGS

(Division I Era • Minimum 25 innings pitched)

	RATIO	WALKS	INNINGS	PLAYER	YEAR
1.	0.67	5	67	Mike Hoekstra	2010
2.	1.16	8	61 2/3	Mike Fahey	1994
3.	1.54	17	99	Steve Lemke	1992
4.	1.68	16	85 2/3	Randy Eversgerd	1997
5.	1.70	8	42 1/3	Marshall Crutcher	1983
6.	1.75	14	71 2/3	Jeremy Sanders	1999
7.	1.79	11	55 1/3	Marshall Crutcher	1982
8.	1.88	6	28 2/3	Jim Wilkins	1985
9.	1.89	8	38	Caleb Englehardt	1997
10.	2.02	9	40	Mike Sommerfeld	1996

WINNING PERCENTAGE

(Division I Era • Minimum Five Wins)

	Win Pct	W-L	PLAYER	YEAR
1.	.909	10-1	Jeremy Sanders	1999
2.	.889	8-1	Josh Mueller	2009
3.	.875	7-1	Bobby Castelli	1998
	.875	7-1	Jim Prims	1987
5.	.857	6-1	Jim Healey	1995
	.857	6-1	Marshall Crutcher	1982
7.	.833	5-1	Alex Guttosch	2006
	.833	5-1	Mike Budde	2006
	.833	5-1	Chris Vaculik	2004
	.833	5-1	Mike Sommerfeld	1996
	.833	5-1	Bill Morton	1982

The Division I Era is 1982-present

SAVES

1.	Bobby Castelli	10	1998
	Willy Hilton	10	1995
3.	Chris Vaculik	8	2006
	Mike Zioli	8	2001
5.	Richie Derbak	7	2009
	Mike Zioli	7	2000
	Mike Fahey	7	1992
	Matt Miller	7	2011
9.	Scott Foley	6	2008
	Chris Vaculik	6	2004
	Joe Keusch	6	1993

COMPLETE GAMES

1.	Tom Doyle	10	1977
	Wally Ensminger	10	1975
	Dwaine Nelson	10	1974
4.	John Larson	9	1999
	Steve Lemke	9	1992
	Bill Tucker	9	1976
	Bill Tucker	9	1974
8.	Steve Lemke	8	1991
	Ken Westray	8	1980
	Larry Olsen	8	1975
	Wally Ensminger	8	1974
	Marty Pattin	8	1964

EIU Freshman Season Records

From the Division I Era
(1982-Present)

Hitters

Batting Average

Zach Borenstein	.394	2009
-----------------	------	------

Hits

Ryan Campbell	78	2004
---------------	----	------

At-Bats

Ryan Campbell	225	2004
---------------	-----	------

Doubles

Ryan Campbell	22	2004
---------------	----	------

Triples

Brett Nommensen	3	2006
-----------------	---	------

Home Runs

Ryan Campbell	7	2004
---------------	---	------

RBI's

Ryan Campbell	44	2004
---------------	----	------

Runs

Ryan Campbell	49	2004
---------------	----	------

Total Bases

Ryan Campbell	121	2004
---------------	-----	------

Slugging Percentage

Tim Bogar	.561	1985
-----------	------	------

Walks

Zach Borenstein	29	2009
Brett Nommensen	29	2006

On-Base Percentage

Zach Borenstein	.509	2009
-----------------	------	------

Stolen Bases

Brent Howard	15	1989
Matt Legaspi	15	1989

Pitchers

Earned Run Average

Mike Fahey	1.74	1991
------------	------	------

Wins

Brian Corn	6	1985
------------	---	------

Saves

Chris Vaculik	6	2004
---------------	---	------

Strikeouts

Josh Mueller	79	2008
--------------	----	------

Innings Pitched

Josh Mueller	70 1/3	2008
--------------	--------	------

Games Started

Josh Mueller	15	2008
--------------	----	------

Appearances

Brian Long	28	2004
------------	----	------

Career Batting Records



HITS

1.	Ryan Campbell	260	2004-07
2.	Brett Nommensen	253	2006-09
3.	Mark Chagnon	246	2004-07
4.	Matt Marzec	235	1996-00
5.	Sean Lyons	230	1996-99
6.	Erik Huber	224	2004-07
7.	Richie Derbak	222	2007-10
8.	Matt Legaspi	211	1989-92
9.	Jason Jetel	207	1990-94
10.	Josh Zink	201	1995-98

DOUBLES

1.	Ryan Campbell	60	2004-07
2.	Sean Lyons	56	1996-99
3.	Dana Leibovitz	52	1987-90
	Matt Marzec	52	1996-00
5.	Jordan Kreke	51	2006-09
6.	Brett Nommensen	49	2006-09
7.	Matt Legaspi	47	1989-92
8.	Rick Royer	46	1990-93
9.	Richie Derbak	43	2007-10
10.	Chris Uhle	41	2001-04
	Josh Landon	41	1998-01

TRIPLES

1.	Jason Jetel	18	1990-94
2.	Jeff Gossett	14	1976-78
3.	Rick Royer	13	1990-93
4.	Brett Nommensen	12	2006-09
	Gene Jordan	12	1965-67
6.	Kevin Seitzer	11	1981-83
7.	Keith Mierzwa	9	1991-94
8.	Jordan Kreke	8	2006-09
	David Mikes	8	1997-00
	Josh Martin	8	1992-95
	Randy Trapp	8	1970-73
	Mike Heimerdinger	8	1971-74

HOME RUNS

1.	Matt Marzec	39	1996-00
2.	Tim Pznarski	36	1979-81
3.	Bret Pignatiello	35	2000-03
4.	Stan Royer	34	1986-88
5.	Brian Nickell	28	1999-02
	Mark Tomse	28	1996-99
	Clint Benhoff	28	1997-98
	Keith Mierzwa	28	1991-94
9.	Sean Lyons	27	1996-99
10.	Josh Zink	26	1995-98
	Dan Hargis	26	1987-89
	Mike Rooney	26	1984-87

RUNS BATTED IN

1.	Matt Marzec	167	1996-00
2.	Tim Pznarski	156	1979-81
3.	Stan Royer	151	1986-88
4.	Ryan Campbell	145	2004-07
5.	Josh Zink	138	1995-98
6.	Bret Pignatiello	131	2000-03
7.	Jordan Kreke	129	2006-09
8.	Keith Mierzwa	126	1991-94
9.	Richie Derbak	122	2007-10
	Brian Nickell	122	1999-02

RUNS SCORED

1.	Brett Nommensen	182	2006-09
	Sean Lyons	182	1996-99
3.	Matt Marzec	172	1996-00
4.	Josh Zink	160	1995-98
5.	Chris Uhle	158	2001-04
6.	David Mikes	147	1997-00
7.	Matt Legaspi	145	1989-92
8.	Ryan Campbell	143	2004-07
9.	Mark Chagnon	137	2004-07
	Kevin Seitzer	137	1981-83

GAMES PLAYED

1.	Matt Legaspi	215	1989-92
2.	Ryan Campbell	214	2004-07
3.	Matt Marzec	209	1996-00
4.	Mark Chagnon	203	2004-07
5.	Keith Mierzwa	201	1991-94
6.	David Mikes	197	1997-00
	Rick Royer	197	1990-93
	Jason Jetel	197	1990-94
9.	Richie Derbak	189	2007-10
10.	Brett Nommensen	188	2006-09

AT-BATS

1.	Ryan Campbell	840	2004-07
2.	Matt Legaspi	721	1989-92
3.	Matt Marzec	720	1996-00
4.	Mark Chagnon	703	2004-07
5.	Richie Derbak	696	2007-10
6.	Brett Nommensen	677	2006-09
7.	Sean Lyons	659	1996-99
8.	Rick Royer	653	1990-93
9.	Chris Uhle	642	2001-04
10.	David Mikes	632	1997-00

STOLEN BASES

1.	Mike Heimerdinger	51	1971-74
2.	Brian Dillard	50	1980-83
3.	Brett Nommensen	47	2006-09
4.	Dave Ekstrom	45	1975-78
5.	Matt Legaspi	44	1989-92
6.	Chris Steil	38	1989-90
	Sean Lyons	38	1996-99
8.	Doug Craig	37	1974-77
9.	Mike Kerner	36	1971-73
10.	Shannon Coppel	35	1987-88

WALKS

1.	Jeff Jetel	124	1987-90
2.	Brett Nommensen	104	2006-09
	Matt Marzec	104	1996-00
4.	Tim Torricelli	93	1983-86
	Mike Heimerdinger	93	1971-74
	Rick Steriotti	93	1984-87
7.	Melesio Salazar	85	1993-96
	Jason Jetel	85	1990-94
9.	Tom Detmer	84	1979-82
10.	Bret Pignatiello	83	2000-03
	Dana Leibovitz	83	1987-90
	Jeff Yocum	83	1980-83
	Dave Ekstrom	83	1975-78

BATTING AVERAGE

(Minimum 3 years/300 At-Bats)

	Avg	H-AB	YEARS	
1.	Kevin Seitzer	.418	171-409	1981-83
2.	Tim Pznarski	.379	161-425	1979-81
3.	Erik Huber	.376	224-596	2004-07
	Matt Cimo	.376	156-415	1980-82
5.	Brett Nommensen	.374	253-677	2006-09
6.	Zach Borenstein	.362	195-539	2009-11
6.	Jeff Jetel	.356	181-509	1987-90
7.	Mark Chagnon	.350	246-703	2004-07
8.	Sean Lyons	.349	230-659	1996-99
9.	Dan Hargis	.341	132-387	1987-89
10.	Jeff Gossett	.335	130-388	1976-78
	Tim Torricelli	.335	154-460	1983-86

TOTAL BASES

1.	Matt Marzec	411	1996-00
2.	Ryan Campbell	378	2004-04
3.	Brett Nommensen	377	2006-09
4.	Sean Lyons	373	1996-99
5.	Josh Zink	327	1995-98
6.	Keith Mierzwa	318	1991-94
	Dana Leibovitz	318	1987-90
8.	Jason Jetel	317	1990-94
9.	Mark Tomse	312	1996-99
10.	Stan Royer	311	1986-88

SLUGGING PERCENTAGE

Since 1979 • Minimum 2 years/300 ABs

1.	Tim Pznarski	.713	1979-81
2.	Clint Benhoff	.696	1997-98
3.	Ben Duke	.639	2001-02
4.	Dan Hargis	.625	1987-89
5.	Kevin Seitzer	.616	1981-83
6.	Kirk Walters	.604	2002-03
7.	Stan Royer	.581	1986-88
8.	Matt Cimo	.578	1980-82
9.	Matt Marzec	.571	1996-00
10.	Bret Pignatiello	.570	2000-03

ON-BASE PERCENTAGE

Since 1987 • Minimum 2 years/300 ABs

1.	Jeff Jetel	.485	1987-90
2.	Brett Nommensen	.484	2006-09
3.	Clint Benhoff	.457	1997-98
4.	Erik Huber	.456	2004-07
5.	Zach Borenstein	.450	2009-11
6.	Kirk Walters	.440	2002-03
7.	Ben Duke	.432	2001-02
	Nolan Lofgren	.432	1996-97
9.	Sean Lyons	.431	1996-99
10.	Bob VanHooerebeck	.426	2000-01

HIT BY PITCH

Since 1986

1.	Brett Nommensen	45	2006-09
2.	Erik Huber	35	2004-07
3.	Curt Restko	29	2007-10
4.	Jason Cobb	24	2004-07
	Bob VanHooerebeck	24	2000-01
6.	Brian Nickell	23	1999-02
7.	Chris Uhle	19	2001-04
	Keith Mierzwa	19	1991-94
9.	Steve Dunlop	18	1993-96
10.	Jeff Cammann	17	2003-04
	Sean Lyons	17	1996-99

SACRIFICE BUNTS

Since 1987

1.	Curt Restko	27	2007-10
	Mark Chagnon	27	2004-07
3.	Gerik Wallsten	23	2009-Pr
4.	David Mikes	17	1997-00
	Vic Lanzotti	17	1987-88
6.	Sean Lyons	15	1996-99
7.	Casey Spears	14	2006-07
	Adam Varrassi	14	2004-07
	Jason Jetel	14	1990-94
	Jeff Jetel	14	1987-90

SACRIFICE FLIES

Since 1987

1.	Erik Huber	13	2004-07
	Bret Pignatiello	13	2000-03
3.	Josh Zink	12	1995-98
4.	Richie Derbak	11	2007-10
	Rick Royer	11	1990-93
6.	Matt Marzec	10	1996-00
7.	Jordan Kreke	9	2006-09
	Zach Skidmore	9	2008-09
	Jordan Tokarz	9	2008-09
	Ryan Campbell	9	2004-07
	Chris Martin	9	1998-01
	Chris Steil	9	1989-90



Career Pitching Records

WINS

1.	Dwayne Nelson	23	1972-75
2.	John Larson	21	1997-00
3.	Chris Vaculik	20	2004-07
	Marty Pattin	20	1962-65
5.	Mike Deese	19	1987-90
	Wally Enslinger	19	1972-75
7.	Jeremy Sanders	18	1998-99
	Mick Freed	18	1982-85
	Tom Ozga	18	1976-79
10.	Josh Mueller	17	2008-10

STRIKEOUTS

1.	Marty Pattin	278	1962-65
2.	John Larson	247	1997-00
3.	Mike Deese	234	1987-90
4.	Josh Mueller	221	2008-10
5.	Chris Vaculik	210	2004-07
6.	Bill Tucker	203	1974-76
7.	Larry Micenheimer	204	1970-73
8.	Tyler Kehrer	185	2007-09
9.	Mike Recchia	180	2008-10
10.	Mike Ziroli	164	1999-01

INNINGS PITCHED

1.	John Larson	300 1/3	1997-00
2.	Mike Deese	275 1/3	1987-90
3.	Chris Vaculik	261 1/3	2004-07
4.	Dwayne Nelson	218 2/3	1972-75
5.	Josh Mueller	216 2/3	2008-10
6.	Wally Enslinger	212	1972-75
7.	Marty Pattin	211	1962-65
8.	Tom Ozga	206	1976-79
9.	Nick Albu	204	1999-02
10.	Steve Lemke	200 1/3	1991-92



Jeremy Sanders went 18-3 with a 3.88 ERA in his two seasons as a Panther. He was a two-time All-OVC honoree & the 1999 OVC Tournament MVP.

EARNED RUN AVERAGE

Division I Era Leaders • Minimum 2 years/100 IPs

	ERA	ER-IP	YEARS
1.	Dave Goodhue	2.35 ... 33-126.1	1985-86
2.	Mike Fahey	3.08 ... 65-190	1991-94
3.	Mick Freed	3.39 ... 74-196.2	1982-85
4.	Basil Clausen	3.46 ... 56-145.2	1993-94
5.	Ryan Edwards	3.50 ... 54-139	1989-90
6.	Bobby Castelli	3.86 ... 43-100.1	1997-98
7.	Jeremy Sanders	3.88 ... 57-132.1	1998-99
8.	Brian Neal	3.90 ... 72-166.1	1993-96
9.	Nathan Stone	3.99 ... 56-126.1	2001-03
10.	Frank Jablonski	4.11 ... 61-133.2	1989-91

STRIKEOUTS PER NINE INNINGS

Division I Era Leaders • Minimum 2 years/50 IPs

EIU All-Time Record

	RATIO	K-IP	YEARS
Marty Pattin	11.86	278-211	1962-65

	RATIO	K-IP	YEARS
1.	Quent Hamilton	10.03 ... 75-67.1	1993-94
2.	Brian Corn	9.98 ... 68-61.1	1985-88
3.	Beau Szul	9.65 ... 100-93.1	1995-96
4.	Tyler Kehrer	9.38 ... 185-177.2	2007-09
5.	Bobby Castelli	9.33 ... 104-100.1	1997-98
6.	Josh Mueller	9.18 ... 221-216.2	2008-10
7.	Jeff Kober	9.15 ... 83-81.2	1997-98
8.	Mike Manns	9.09 ... 73-72.1	2004-07
9.	Richie Derbak	8.59 ... 90-94.1	2007-10
10.	Nathan Stone	8.55 ... 120-126.1	2001-03

FEWEST WALKS PER NINE INNINGS

Since 1980 • Minimum 2 years/50 IPs

	RATIO	BB-IP	YEARS
1.	Steve Lemke	1.88 ... 42-200.1	1991-92
2.	Marshall Crutcher	2.04 ... 31-136.1	1980-83
3.	Jeremy Sanders	2.38 ... 35-132.1	1988-99
4.	Frank Jablonski	2.42 ... 36-133.2	1989-91
5.	Bill Law	2.82 ... 30-95.2	1981-82
6.	Dave Goodhue	2.85 ... 40-126.1	1985-86
7.	Alex Guttosch	2.97 ... 47-142	2005-09
8.	Mike Fahey	2.98 ... 63-190	1991-94
9.	Mick Freed	3.02 ... 66-196.2	1982-85
10.	Caleb Englehardt	3.05 ... 57-168	1995-98

WINNING PERCENTAGE

Division I Era Leaders • Minimum 10 Wins

	PCT	W-L	YEARS
1.	Jeremy Sanders	.857 ... 18-3	1998-99
2.	Mick Freed	.720 ... 18-7	1982-85
3.	Brian Morrell	.667 ... 10-5	2006-09
	Dave Goodhue	.667 ... 10-5	1985-86
5.	Mike Recchia	.640 ... 16-9	2008-10
6.	Josh Mueller	.630 ... 17-10	2008-10
7.	Brian Prina	.625 ... 10-6	1997-98
8.	Mike Steinkamp	.600 ... 12-8	1983-86
9.	Mike Fahey	.593 ... 16-11	1991-94
10.	Scott Nelson	.588 ... 10-7	1987-90

The Division I Era is 1982-Present

APPEARANCES

1.	Chris Vaculik	102	2004-07
2.	Nathan Stone	91	2001-03
3.	Nick Albu	88	1999-02
4.	John Larson	79	1997-00
5.	Mike Ziroli	78	1999-01
6.	Mike Fahey	70	1991-94
7.	Alex Guttosch	69	2005-09
	Caleb Englehardt	69	1995-98
9.	Mike Sommerfeld	67	1994-97
10.	Jeremy Sanders	64	1998-99
	Mike Deese	64	1987-90

SAVES

1.	Chris Vaculik	18	2004-07
2.	Mike Ziroli	15	1999-01
3.	Richie Derbak	14	2007-10
4.	Mike Fahey	12	1991-94
5.	Bobby Castelli	11	1997-98
6.	Willy Hilton	10	1994-95
	Joe Keusch	10	1993-94
8.	Scott Foley	9	2007-10
	Nathan Stone	9	2001-03
	Matt Miller	9	2008-11


COMPLETE GAMES

1.	Bill Tucker	23	1974-76
2.	Tom Ozga	22	1976-79
3.	Wally Enslinger	18	1972-75
4.	Steve Lemke	17	1991-92
	Larry Olsen	17	1975-77
6.	Rick Furmanski	16	1976-79
	Dwayne Nelson	16	1973-75
8.	John Larson	15	1997-00
	Marty Pattin	15	1962-65
10.	Mick Freed	14	1982-85

GAMES STARTED

Since 1982

1.	John Larson	49	1997-00
2.	Mike Deese	42	1987-90
3.	Josh Mueller	40	2008-10
4.	Tyler Kehrer	37	2007-09
	Jared Marshall	37	2000-04
6.	Mike Recchia	32	2008-10
	Mike Kundrat	32	1989-92
8.	Scott Metz	31	1999-02
	Pete Martin	31	2000-02
10.	Steve Lemke	30	1991-92
	Mike Hoekstra	30	2008-pres.



Marty Pattin pitched in the 1980 World Series with the Kansas City Royals. He is EIU's all-time strikeouts leader. His EIU #19 was retired in April 2009.



HITS

1982 Kevin Seitzer	57
1983 Neal Bertram	51
1984 Brian Jones	36
1985 Monty Aldrich	59
1986 Kevin Smith	67
1987 Tim Bogar	76
1988 Dave McDevitt	63
1989 Dan Hargis	65
1990 Dana Leibovitz	64
1991 Jason Jetel	65
1992 Jason Jetel	73
1993 Jeff Guest	62
1994 Melesio Salazar	48
1995 Travis Hayes	52
1996 Steve Dunlop	72
1997 Sean Lyons	72
1998 Sean Lyons	79
1999 Sean Lyons	64
 Mark Tomse	64
2000 Josh Landon	61
2001 Josh Landon	72
2002 Pete Pirman	85
2003 Chris Uhle	76
2004 Ryan Campbell	78
2005 Ryan Campbell	69
2006 Erik Huber	80
2007 Mark Chagnon	65
 Erik Huber	65
2008 Brett Nommensen	82
2009 Richie Derbak	78
2010 Zach Borenstein	73
2011 Zach Borenstein	68

AT BATS

1982 Tom Detmer	154
1983 Neal Bertram	123
 Brian Jones	123
1984 Brian Jones	104
1985 Kendall Snyder	152
1986 Kevin Smith	189
1987 Stan Royer	193
1988 Dave McDevitt	177
1989 Chris Steil	178
1990 Matt Legaspi	194
1991 Rick Royer	196
1992 Jason Jetel	187
1993 Rick Royer	163
1994 Melesio Salazar	159
1995 Travis Hayes	169
 Melesio Salazar	169
1996 Steve Dunlop	174
1997 Josh Zink	193
1998 Sean Lyons	211
1999 Sean Lyons	202
2000 Josh Landon	213
2001 Josh Landon	215
2002 Pete Pirman	209
2003 Chris Uhle	231
2004 Ryan Campbell	225
2005 Ryan Campbell	215
2006 Ryan Campbell	215
2007 Ryan Campbell	185
2008 Jordan Tokarz	231
2009 Jordan Tokarz	200
2010 Zach Borenstein	207
2011 Zach Borenstein	195

BATTING AVERAGE

1982 Troy Harper	453
1983 Kevin Seitzer	431
1984 Tim Parker	407
1985 Monty Aldrich	396
1986 Tim Torricelli	365
1987 Tim Bogar	409
1988 Jeff Jetel	401
1989 Dan Hargis	389
1990 Jeff Jetel	377
1991 Matt McDevitt	384
1992 Jason Jetel	390
1993 Jeff Guest	387
1994 Tony Grillo	330
1995 Shane Hesse	357
1996 Steve Dunlop	414
1997 Nolan Lofgren	407
1998 Clint Benhoff	396
1999 Mark Tomse	350
2000 Brian Nickell	318
2001 Ben Duke	355
2002 Pete Pirman	407
2003 Kirk Walters	392
2004 Ryan Campbell	347
2005 Erik Huber	322
2006 Erik Huber	404
2007 Erik Huber	409
2008 Brett Nommensen	402
2009 Brett Nommensen	525
2010 Zach Borenstein	353
2011 Zach Borenstein	349

RUNS


1982 Kevin Seitzer	49
1983 Brian Jones	42
1984 Monty Aldrich	33
1985 Monty Aldrich	43
 Tim Parker	43
1986 Kevin Smith	50
1987 Rich Sterioti	63
1988 Stan Royer	44
1989 Jeff Jetel	44
1990 Matt Legaspi	40
1991 Jeff Nelson	42
1992 Todd Davis	44
1993 Jeff Guest	30
1994 Jeff Guest	41
 Melesio Salazar	41
1995 Melesio Salazar	40
1996 Steve Dunlop	52
1997 Sean Lyons	58
1998 Sean Lyons	66
1999 Matt Marzec	49
2000 Chris Martin	39
2001 Josh Landon	55
2002 Pete Pirman	58
2003 Chris Uhle	63
2004 Kyle Haines	54
2005 Ryan Campbell	38
2006 Mark Chagnon	46
 Brett Nommensen	46
2007 Erik Huber	41
2008 Brett Nommensen	56
2009 Jordan Tokarz	55
2010 Zach Borenstein	50
2011 Zach Borenstein	38

DOUBLES

1982 Tom Detmer	9
1983 Neal Bertram	16
1984 Tim Parker	8
1985 Tim Parker	11
 Kendall Snyder	11
1986 Kevin Smith	15
1987 Dana Leibovitz	18
1988 Stan Royer	12
1989 Dan Hargis	18
1990 Dana Leibovitz	14
1991 Rick Royer	17
1992 Matt Legaspi	19
1993 Rick Royer	14
1994 Melesio Salazar	12
1995 Steve Dunlop	10
1996 Steve Dunlop	15
1997 3 Tied	14
1998 Sean Lyons	21
1999 Sean Lyons	16
2000 Keith Laski	16
2001 Josh Landon	23
2002 Pete Pirman	16
2003 Chris Uhle	19
2004 Ryan Campbell	22
2005 Ryan Campbell	15
2006 Jason Cobb	17
2007 Erik Huber	14
 Jordan Kreke	14
2008 Brett Nommensen	18
2009 Jordan Kreke	16
2010 Zach Borenstein	13
 Ben Thoma	13
2011 Zach Borenstein	13
 Ben Thoma	13

TRIPLES


1982 Kevin Seitzer	5
1983 Neal Bertram	3
 Steve Hall	3
1984 6 Tied	1
1985 Monty Aldrich	3
1986 Kevin Smith	6
1987 Tim Bogar	2
 Dana Leibovitz	2
1988 Dave McDevitt	2
1989 Dan Hargis	3
1990 Jason Jetel	2
1991 Jason Jetel	7
1992 Rick Royer	6
1993 Joch Martin	4
1994 Jeff Guest	4
1995 Joch Martin	3
1996 Steve Dunlop	4
1997 Josh Zink	2
1998 Sean Lyons	3
1999 Three Tied	3
2000 David Mikes	3
2001 Chris Martin	4
2002 Ben Duke	3
2003 Kirk Walters	3
2004 David Chacon	2
 Chris Uhle	2
2005 Matt Brannigan	2
2006 Brett Nommensen	3
2007 Brett Nommensen	4
2008 Jordan Kreke	5
2009 Jordan Kreke	3
 Jordan Tokarz	3
2010 Daniel Rowe	2
2011 Zach Borenstein	3




TIM BOGAR
1984-87



RYAN CAMPBELL
2004-07



JASON JETEL
1990-94



BRIAN JONES
1981-84



Yearly Leaders

HOME RUNS

1982 Troy Harper 10
1983 Troy Harper 9
1984 Bernard Holland 6
 Tim Parker 6
1985 Monty Aldrich 7
 Tim Torricelli 7
1986 Kendall Snyder 9
1987 Tim Bogar 17
1988 Stan Royer 17
1989 Dan Hargis 13
1990 Dana Leibovitz 9
1991 Lance Aten 11
1992 Todd Davis 11
1993 Keith Mierzwa 7
1994 Jeff Guest 10
1995 Rob Nicholes 7
1996 Shane Hesse 10
1997 Clint Benhoff 10
1998 Clint Benhoff 18
1999 Matt Marzec 12
2000 Keith Laski 10
2001 Ben Duke 10
2002 Bret Pignatiello 14
2003 Bret Pignatiello 17
2004 Kyle Haines 9
2005 Jason Cobb 12
2006 Mark Chagnon 3
2007 Erik Huber 9
2008 Tristan Facer 6
2009 Jordan Kreke 13
 Jordan Tokarz 13
2010 Zach Borenstein 11
2011 Ben Thoma 11

RUNS BATTED IN

1982 Kevin Seitzer 50
1983 Neal Bertram 40
1984 Tim Parker 36
1985 Monty Aldrich 36
 Kendall Snyder 36
1986 Tim Torricelli 49
1987 Stan Royer 59
1988 Stan Royer 54
1989 Dan Hargis 59
1990 Dana Leibovitz 46
1991 Lance Aten 43
1992 Todd Davis 46
1993 Keith Mierzwa 31
1994 Three Tied 29
1995 Travis Hayes 33
 Rob Nicholes 33
1996 Shane Hesse 48
1997 Clint Benhoff 44
1998 Clint Benhoff 74
1999 Ryan Bridgewater 49
2000 Brian Nickell 52
2001 Chris Martin 53
2002 Pete Pirman 44
2003 Bret Pignatiello 59
2004 Kyle Haines 49
2005 Jason Cobb 42
2006 Mark Chagnon 43
2007 Erik Huber 42
2008 Jordan Kreke 46
2009 Jordan Kreke 59
2010 Zach Borenstein 47
2011 Ben Thoma 37

TOTAL BASES

1982 Kevin Seitzer 94
1983 Neal Bertram 97
1984 Tim Parker 61
1985 Monty Aldrich 95
1986 Kevin Smith 112
1987 Tim Bogar 143
1988 Stan Royer 120
1989 Dan Hargis 128
1990 Dana Leibovitz 105
1991 Jason Jetel 96
1992 Jason Jetel 124
1993 Jeff Guest 86
1994 Jeff Guest 89
1995 Melesio Salazar 72
1996 Steve Dunlop 110
1997 Sean Lyons 113
1998 Clint Benhoff 152
1999 Matt Marzec 108
 Mark Tomse 108
2000 Keith Laski 98
2001 Josh Landon 120
2002 Pete Pirman 131
2003 Kirk Walters 127
2004 Ryan Campbell 121
2005 Ryan Campbell 110
2006 Mark Chagnon 100
2007 Erik Huber 108
2008 Brett Nommensen 123
2009 Jordan Kreke 135
2010 Zach Borenstein 119
2011 Zach Borenstein 108

SLUGGING PERCENTAGE


1982 Troy Harper830
1983 Neal Bertram789
1984 Tim Parker753
1985 Monty Aldrich638
1986 Kevin Smith593
1987 Tim Bogar769
1988 Stan Royer706
1989 Dan Hargis766
1990 Dana Leibovitz597
1991 Jason Jetel533
1992 Jason Jetel663
1993 Jeff Guest538
1994 Jeff Guest582
1995 Rob Nicholes600
1996 Shane Hesse733
1997 Nolan Lofgren630
1998 Clint Benhoff792
1999 Mark Tomse590
2000 Keith Laski587
2001 Ben Duke651
2002 Pete Pirman627
2003 Kirk Walters672
2004 Ryan Campbell538
2005 Jason Cobb596
2006 Mark Chagnon500
2007 Erik Huber679
2008 Brett Nommensen603
2009 Brett Nommensen 1.010
2010 Alex Gee444
2011 Zach Borenstein554

WALKS


1982 Brian Jones 26
 Tom Detmer 26
1983 Troy Harper 29
1984 Monty Aldrich 25
1985 Monty Aldrich 41
1986 Tim Torricelli 41
1987 Rick Steriotti 41
1988 Jeff Jetel 38
1989 Jeff Jetel 40
1990 Jeff Jetel 26
1991 Jeff Nelson 37
1992 Tad Smith 31
1993 Jeff Guest 24
1994 Melesio Salazar 24
1995 Melesio Salazar 37
1996 Shane Hesse 27
1997 Sean Lyons 27
 Mark Smith 27
1998 Clint Benhoff 33
1999 Matt Marzec 34
2000 Matt Marzec 37
2001 Bret Pignatiello 22
2002 Bret Pignatiello 26
2003 Kyle Haines 31
2004 Kyle Haines 34
2005 Mark Chagnon 23
2006 Brett Nommensen 29
2007 Adam Varrassi 25
2008 Brett Nommensen 35
2009 Zach Borenstein 29
2010 Alex Gee 32
2011 Zach Borenstein 21

STOLEN BASES

1982 Matt Cimo 10
1983 Brian Dillard 6
1984 Tim Parker 5
1985 Kevin Smith 8
 Ken Turner 8
1986 Kevin Smith 14
1987 Shannon Coppel 16
1988 Shannon Coppel 19
1989 Brent Howard 15
 Matt Legaspi 15
 Chris Steil 15
1990 Chris Steil 23
1991 Jeff Nelson 15
1992 Todd Davis 9
1993 Chris Clarke 17
1994 Jeff Guest 12
1995 Melesio Salazar 13
1996 Steve Dunlop 16
1997 Sean Lyons 14
1998 Justin Stone 20
1999 Sean Lyons 11
2000 Josh Landon 9
 David Mikes 9
 Bob VanHoorebeck 9
2001 Josh Landon 7
 Pete Pirman 7
2002 Pete Pirman 13
2003 Jeff Cammann 13
 Chris Uhle 13
2004 Marcus Jackson 10
2005 Erik Huber 13
2006 Brett Nommensen 11
2007 Casey Spears 18
2008 Brett Nommensen 18
2009 Curt Restko 6
2010 Zach Borenstein 12
2011 Zach Borenstein 9



SEAN LYONS
1996-99



BRET PIGNATIELLO
2000-03



STAN ROYER
1987-88



MELESIO SALAZAR
1993-96

Yearly Leaders



WINS

1982 Marshall Crutcher 6
1983 Bill Morton 4
 Paul Skorupa 4
1984 Mick Freed 6
1985 Mick Freed 7
1986 Dave Goodhue 7
1987 Jim Prims 7
1988 Bill Taylor 8
1989 Ryan Edwards 6
1990 Mike Deese 6
1991 Steve Lemke 8
1992 Steve Lemke 7
1993 Basil Clausen 6
1994 Mike Fahey 7
1995 Chris Hall 6
 Jim Healey 6
1996 Brian Neal 5
 Mike Sommerfeld 5
1997 Randy Eversgerd 5
 Jeff Kober 5
1998 Jeremy Sanders 8
1999 John Larson 10
 Jeremy Sanders 10
2000 Nick Albu 5
 John Larson 5
2001 Mike Zirolì 8
2002 Pete Martin 5
2003 Jared Marshall 7
2004 Kyle Widegren 8
2005 Chris Vaculik 6
2006 Three Tied 5
2007 Chris Vaculik 4
2008 Josh Mueller 6
2009 Josh Mueller 8
 Mike Recchia 8
2010 Mike Recchia 6
2011 Mike Hoekstra 5

EARNED RUN AVERAGE

1982 Bill Morton 2.04
1983 Mick Freed 2.25
1984 Mick Freed 3.00
1985 Dave Goodhue 1.89
1986 Dave Goodhue 2.73
1987 Mike Deese 4.13
1988 Mike Murrie 2.89
1989 Jim Sweeney 2.87
1990 Ryan Edwards 3.74
1991 Mike Kundrat 3.34
1992 Craig Jones 2.88
1993 Basil Clausen 2.56
1994 Mike Fahey 3.36
1995 Willy Hilton 1.71
1996 Mike Sommerfeld 2.48
1997 Caleb Englehardt 4.74
1998 Bobby Castelli 1.65
1999 Jeremy Sanders 1.76
2000 Mike Zirolì 4.28
2001 Mike Zirolì 2.63
2002 Damon White 3.18
2003 Nathan Stone 2.66
2004 Kirk Miller 4.60
2005 Chris Vaculik 4.17
2006 Jake Wade 3.61
2007 Tyler Brandon 4.07
2008 Tyler Brandon 2.53
2009 Mike Recchia 3.02
2010 Mike Hoekstra 4.16
2011 Brent McNeil 2.18

STRIKEOUTS

1982 Kevin Gordon 37
1983 Kevin Smith 26
1984 Paul Skorupa 38
1985 Brian Corn 65
1986 Dave Goodhue 54
1987 Eric Hillman 45
1988 Mike Murrie 65
1989 Mike Deese 61
 Ryan Edwards 61
1990 Mike Deese 70
1991 Steve Lemke 54
1992 Steve Lemke 66
1993 Derek Johnson 58
1994 Andy Keefner 63
1995 Beau Szul 52
1996 Brian Neal 55
1997 Randy Eversgerd 68
1998 Bobby Castelli 70
1999 John Larson 69
2000 John Larson 79
2001 Pete Martin 72
2002 Scott Metz 50
2003 Damon White 77
2004 Kyle Widegren 48
2005 Chris Vaculik 58
2006 Chris Vaculik 57
2007 Chris Vaculik 56
2008 Josh Mueller 79
2009 Tyler Kehrer 90
2010 Mike Recchia 87
2011 Mike Hoekstra 50

INNINGS PITCHED

1982 Marshall Crutcher 55 1/3
1983 Marshall Crutcher 42 1/3
1984 Mick Freed 54
1985 Mick Freed 66 1/3
1986 Dave Goodhue 69 1/3
1987 Eric Hillman 78 1/3
1988 Mike Murrie 71 2/3
1989 Ryan Edwards 74
1990 Mike Deese 79
1991 Steve Lemke 101 1/3
1992 Steve Lemke 99
1993 Basil Clausen 81
1994 Andy Keefner 68 2/3
1995 Brian Neal 64 2/3
1996 Brian Neal 71
1997 Randy Eversgerd 85 2/3
1998 John Larson 74 2/3
1999 John Larson 104
2000 John Larson 84
2001 Pete Martin 72 1/3
2002 Scott Metz 80 2/3
2003 Damon White 85 2/3
2004 Kyle Widegren 73 1/3
2005 Kyle Widegren 74 1/3
2006 Drew Gierich 76 2/3
2007 Chris Vaculik 68 1/3
2008 Josh Mueller 70 1/3
2009 Josh Mueller 78
2010 Mike Recchia 86
2011 Mike Hoekstra 84.2

GAMES STARTED


1982 Marshall Crutcher 9
 Bill Law 9
1983 Marshall Crutcher 8
1984 Mick Freed 8
1985 Dave Goodhue 11
1986 Bill Jose 11
1987 Eric Hillman 11
1988 Mike Murrie 12
1989 Mike Deese 12
1990 Mike Deese 12
1991 Steve Lemke 15
1992 Steve Lemke 15
1993 Basil Clausen 13
1994 Basil Clausen 12
1995 Chris Hall 12
 Brian Neal 12
1996 Brian Neal 12
1997 Randy Eversgerd 13
1998 John Larson 16
1999 John Larson 16
2000 John Larson 16
2001 Nick Albu 13
2002 Scott Metz 15
2003 Damon White 15
2004 Kyle Widegren 11
2005 Kyle Widegren 15
2006 Drew Gierich 13
2007 Tyler Kehrer 11
2008 Josh Mueller 15
2009 Tyler Kehrer 13
 Josh Mueller 13
2010 Mike Recchia 13
2011 Mike Hoekstra 14

COMPLETE GAMES

1982 Marshall Crutcher 5
1983 Marshall Crutcher 3
1984 Mick Freed 6
1985 Mick Freed 6
1986 Dave Goodhue 3
 Bill Jose 3
 Mike Steinkamp 3
1987 Eric Hillman 4
1988 Mike Deese 2
 Mike Murrie 2
 Bill Taylor 2
1989 Ryan Edwards 7
1990 Ryan Edwards 4
1991 Steve Lemke 8
1992 Steve Lemke 9
1993 Basil Clausen 5
1994 Mike Fahey 5
1995 Chris Hall 3
1996 Brian Neal 4
1997 Randy Eversgerd 3
1998 Brian Prina 2
1999 John Larson 9
2000 John Larson 5
2001 Pete Martin 3
 Scott Metz 3
2002 Pete Martin 2
2003 Damon White 3
2004 Ted Juske 2
 Kirk Miller 2
 Kyle Widegren 2
2005 Brian Long 3
2006 Kenny Firlit 1
 Mike Manns 1
 Brandon Murphy 1
2007 Chris Vaculik 2
2008 Josh Mueller 1
2009 Tyler Kehrer 2
2010 Mike Hoekstra 2
2011 Mike Hoekstra 1




BOBBY CASTELLI
1997-98



JOHN LARSON
1997-2000



STEVE LEMKE
1991-92



MIKE ZIROLI
1999-2001



Yearly Leaders

SAVES

1982 Marshall Crutcher 2
1983 Marshall Crutcher 1
 Sam Light 1
 Bill Morton 1
1984 Paul Skorupa 4
1985 Sam Light 2
 Paul Skorupa 2
1986 Bill Jose 2
 Mike Steinkamp 2
1987 Jim Prims 3
1988 Mike Murrie 2
1989 Jim Sweeney 5
1990 Ryan Edwards 3
1991 Mike Fahey 4
1992 Mike Fahey 7
1993 Joe Keusch 6
1994 Joe Keusch 4
1995 Willy Hilton 10
1996 Mike Sommerfeld 4
1997 Mike Sommerfeld 3
1998 Bobby Castelli 10
1999 Jeremy Sanders 5
2000 Mike Ziroli 7
2001 Mike Ziroli 8
2002 Nathan Stone 4
2003 Nathan Stone 5
2004 Chris Vaculik 6
2005 Chris Vaculik 3
2006 Chris Vaculik 8
2007 Richie Derbak 5
2008 Scott Foley 6
2009 Richie Derbak 7
2010 Dillon Roark 2
 Matt Miller 2
 Mike Recchia 2
2011 Matt Miller 7

APPEARANCES

1982 Bill Morton 16
1983 Marshall Crutcher 8
1984 Paul Skorupa 15
1985 Paul Skorupa 14
1986 Mike Steinkamp 20
1987 Jim Prims 22
1988 Bill Taylor 17
1989 Jim Sweeney 21
1990 Frank Jablonski 18
1991 Mike Fahey 20
1992 Mike Fahey 25
1993 Joe Keusch 20
1994 Joe Keusch 18
1995 Willy Hilton 27
1996 Mike Sommerfeld 29
1997 Mike Sommerfeld 30
1998 Jeremy Sanders 30
1999 Jeremy Sanders 34
2000 Mike Ziroli 32
2001 Mike Ziroli 30
2002 Nick Albu 32
 Nathan Stone 32
2003 Nathan Stone 31
2004 Brian Long 28
2005 Chris Vaculik 28
2006 Alex Guttosch 29
2007 Tyler Brandon 21
 Richie Derbak 21
2008 Tyler Brandon 26
2009 Richie Derbak 25
 Brian Morrell 25
2010 Dillon Roark 24
 Brent McNeil 24
2011 Matt Miller 28

TOP TEAM MARKS

WINNING PCT. (MIN. 30 GAMES)

.767 23-7 1964
.766 36-11 1976
.720 36-14 1981
.707 29-12 1982
.698 37-16 1998
 33-14 1985

WINS

37 1998
36 1981
 1976
35 2001
33 1999
 1985
31 2009*
 2006
 1989
 1987

LOSSES

39 2005
35 2010
33 2000
32 1991
31 2003

RUNS SCORED

484 1998
459 2009
422 1987
395 2003
386 2001
 1981
379 2004
366 1997
364 1999
347 2008

HITS

644 2009
638 1998
589 2004
585 2003
560 2006
 1997
553 2001
537 2005
536 1987
535 2008

HOME RUNS

120 1998
92 2009
84 2002
79 1987
75 2003
60 2001
 1999
53 2000
52 1994
51 1997

BATTING AVERAGE

.364 1983
.362 2009
.349 1998
.341 1981
.333 1982
.329 1987
.322 1997

EARNED RUN AVERAGE

2.35 218 innings 1964
2.56 259 innings 1974
2.63 236 innings 1962
2.70 279 innings 1975
2.72 231 innings 1963

STRIKEOUTS

395 2008
379 2009
365 1998
362 2010
337 2003
329 1997

TOP TEAM MARKS OF THE DIVISION I ERA (1982-PRESENT)

GAMES

59 1991
----	-------	------------

AT-BATS

1947 2004
------	-------	------------

DOUBLES

125 1998
-----	-------	------------

TRIPLES

29 1992
----	-------	------------

RUNS BATTED IN

452 1998
-----	-------	------------

WALKS

273 1987
-----	-------	------------

STOLEN BASES

92 1989
----	-------	------------

EARNED RUN AVERAGE

3.45 1985
------	-------	------------

INNINGS PITCHED

481 2008
-----	-------	------------

COMPLETE GAMES

23 1991
----	-------	------------

SHUTOUTS

8 1985
---	-------	------------

SAVES

15 2006
----	-------	------------

TOP TEAM MARKS SINCE 1987

TOTAL BASES

1147 1998
------	-------	------------

SLUGGING PERCENTAGE

.628 1998
------	-------	------------

HIT BY PITCH

66 2009
----	-------	------------

ON-BASE PERCENTAGE

.436 2009
------	-------	------------

SACRIFICE BUNTS

50 1988
----	-------	------------

SACRIFICE FLIES

29 2009
----	-------	------------

*The 2009 team was 36-14 but had to forfeit five wins after the season.

Award Winners



CONFERENCE PLAYER OF THE YEAR

OHIO VALLEY CONF. ERA (1997-PRESENT)
 Jordan Kreke2009
 Pete Pirman2002
 Matt Marzec1998
MID-CONTINENT CONF. ERA (1984-1996)
 Dan Hargis1989
 Stan Royer1988
 Tim Bogar1987

CONFERENCE PITCHER OF THE YEAR

OHIO VALLEY CONF. ERA (1997-PRESENT)
 John Larson1999
MID-CONTINENT CONF. ERA (1984-1996)
 Bill Taylor1988

ROOKIE/NEWCOMER OF THE YEAR

OHIO VALLEY CONF. ERA (1997-PRESENT)
 Ben Duke (Junior)2001
MID-CONTINENT CONF. ERA (1984-1996)
 Jeff Guest (Junior)1993

CONFERENCE COACH OF THE YEAR

OHIO VALLEY CONF. ERA (1997-PRESENT)
 Jim Schmitz2001
 Jim Schmitz1999
 Jim Schmitz1998
MID-CONTINENT CONF. ERA (1984-1996)
 Dan Callahan1994

ABCA ALL-MIDEAST REGION HONORS

Josh Mueller (Second Team SP)2009
 Mike Recchia (Second Team SP)2009
 Jordan Tokarz (Second Team 2B)2009
 Mark Chagnon (Second Team OF)2006
 Jason Jetel (First Team OF)1992
 Mike Fahey (Second Team SP)1991

NCAA ALL-REGIONAL TEAM

Brett Nommensen2008
 Keith Laski1999
 David Mikes1999

OVC TOURNAMENT MVP

Jordan Tokarz2008
 Jeremy Sanders1999

ALL-CONFERENCE HONORS

OHIO VALLEY CONF. ERA (1997-PRESENT)

2011
 Zach Borenstein (OF) First Team
 Luke Bushur (SP) Newcomer

2010
 Mike Recchia (SP) First Team
 Alex Gee (DH) Second Team
 Daniel Rowe (OF) Freshman

2009
 Jordan Kreke (SS) First Team
 Jordan Tokarz (2B) First Team
 Richie Derbak (UTL) First Team
 Mike Recchia (SP) First Team
 Zach Borenstein (OF) Freshman

2008
 Brett Nommensen (OF) First Team
 Josh Mueller (SP) Freshman

2007
 Mark Chagnon (OF) First Team
 Erik Huber (At-Large) First Team
 Richie Derbak (UTL) 2nd Team/Freshman
 Kory Peppenhorst (C) Freshman

2006
 Mark Chagnon (OF) First Team
 Erik Huber (1B) Second Team
 Adam Varrassi (SS) Second Team
 Brett Nommensen (OF) Freshman

2004

Kyle Haines (SS) First Team
 Kevin Carkeek (1B) Honorable Mention

2003

Aaron Shelbourne (1B) First Team
 Bret Pignatiello (C) Second Team
 Nathan Stone (P) Second Team
 Kirk Walters (OF) Second Team
 Damon White (P) Honorable Mention

2002

Pete Pirman (OF) First Team
 Bret Pignatiello (DH) First Team
 Nick Albu (P) Second Team
 Ben Duke (3B) Honorable Mention
 Scott Metz (SP) Honorable Mention
 Nathan Stone (RP) Honorable Mention

2001

Bret Pignatiello (DH) First Team
 Bob VanHoorebeck (OF) First Team
 Mike Zioli (RP) First Team
 Ben Duke (UTL) Second Team
 Tim Aurricchio (C) Second Team
 Josh Landon (OF) Second Team
 Chris Martin (3B) Second Team
 Pete Martin (SP) Second Team
 Pete Pirman (OF) Second Team
 Scott Metz (SP) Honorable Mention
 Brian Nickell (1B) Honorable Mention

2000

Mike Zioli (RP) Second Team
 Andy Haines (C) Honorable Mention
 John Larson (SP) Honorable Mention

1999

John Larson (SP) First Team
 Ryan Bridgewater (C) First Team
 Jeremy Sanders (RP) First Team
 Sean Lyons (OF) Second Team
 Mark Tomse (1B) Second Team
 Matt Marzec (3B) Honorable Mention
 David Mikes (SS) Honorable Mention

1998

Matt Marzec (3B) First Team
 Bobby Castelli (P) First Team
 Sean Lyons (OF) First Team
 Justin Stone (2B) First Team
 Mark Tomse (1B) First Team
 Clint Benhoff (DH) Second Team
 Josh Zink (OF) Second Team
 Jeremy Sanders (P) Honorable Mention

1997

Clint Benhoff (1B) First Team
 Sean Lyons (OF) First Team
 Nolan Lofgren (DH) Second Team

MID-CONTINENT CONF. ERA (1984-1996)

1996 (West Division)

Steve Dunlop (SS) First Team
 Shane Hesse (1B) First Team
 Nolan Lofgren (C) First Team
 Brian Neal (P) First Team
 Josh Zink (OF) First Team
 Mike Sommerfeld (RP) Second Team

1995 (West Division)

Shane Hesse (1B) First Team
 Willy Hilton (RP) First Team
 Rob Nicholes (DH) First Team
 Melesio Salazar (2B) First Team
 Ty Ziegler (OF) First Team
 Chris Hall (P) Second Team
 Travis Hayes (3B) Second Team

1994

Mike Fahey (P) First Team
 Jeff Guest (2B) First Team

1993

Jeff Guest (2B) Second Team
 Derek Johnson (P) Second Team

1992

Jason Jetel (OF) First Team
 Steve Lemke (P) First Team
 Todd Davis (OF) Second Team

1991

Jason Jetel (OF) First Team
 Rick Royer (3B) First Team
 Steve Lemke (P) Second Team

1990

Jeff Jetel (OF) Second Team
 Dana Leibovitz (1B) First Team
 Jeff Nelson (3B) Second Team

1989

Dan Hargis (C) First Team
 Jeff Jetel (OF) First Team
 Chris Steil (2B) First Team
 Dana Leibovitz (1B) Second Team

1988

Shannon Coppell (OF) First Team
 Dave McDevitt (OF) First Team
 Stan Royer (3B) First Team
 Bill Taylor (P) First Team
 Dan Hargis (C) Second Team
 Jeff Jetel (1B) Second Team

1987

Tim Bogar (SS) First Team
 Mike Rooney (OF) First Team
 Rick Steriotti (2B) First Team
 Shannon Coppell (OF) Second Team
 Stan Royer (3B) Second Team

1986

Tim Torricelli (C) First Team

1985

Monty Aldrich (OF) First Team
 Tim Parker (OF) First Team
 Mick Freed (P) First Team

ALL-TOURNAMENT TEAM HONORS

OHIO VALLEY CONF. ERA (1997-PRESENT)

2008 Jordan Tokarz, Brett Nommensen
2003 Brett Pignatiello, Matt Tyson,
 Chris Uhle, Kirk Walters
2002 Pete Pirman, Aaron Shelbourne
2001 Tim Aurricchio
1999 Jeremy Sanders, Ryan Bridgewater
 David Mikes, Keith Laski, Matt Gage
1998 Clint Benhoff, Matt Marzec
 Sean Lyons, Josh Zink

MID-CONTINENT CONF. ERA (1984-1996)

1996 Josh Zink
1995 Melesio Salazar
1992 Jason Jetel, Steve Lemke
1990 Jeff Jetel, Jeff Nelson
1989 Dan Briese, Dan Hargis, Matt Leaspi,
 Dana Leibovitz, Julius Smith, Chris Steil
1988 Mike Deese, Dan Hargis,
 Jeff Jetel, Dana Leibovitz, Dave McDevitt
1987 Tim Bogar, Shannon Coppell, Mike Deese
 Al Kieboom, Mike Rooney, Stan Royer
1984 Brian Jones, Terry McDevitt

EIU HALL OF FAMERS

PLAYER/COACH	PLAYED/COACHED AT EIU	INDUCTED
J.D. Anderson	1949-53	1987
Merv Baker	1936-40	1983
Tim Bogar	1984-87	1998
Val Bush	1962-66	1992
Gene Creek	1959-63	1999
Joseph (Russ) Curry	1934-37	1990
Ray DeMoulin	1948-50	1985
Bill Glenn	1397-41	1983
Don Glover	1948-51	1984
Jeff Gossett	1976-78	1987



Coaching Records

YEAR	COACH	ALL	CONFERENCE	FINISH
1904	A. B. Crowe	4-0		
1905	A. B. Crowe	2-0		
1906	A. B. Crowe	4-2		
1907	A. B. Crowe	5-0		
1908	A. B. Crowe	9-3		
1909	A. B. Crowe	4-2		
1910	A. B. Crowe	2-5		
1911	A. B. Crowe	2-5		
1912	Charles Lantz	2-5		
1913	Charles Lantz	5-2		
1914	Charles Lantz	3-4		
1915	Charles Lantz	3-4		
1916	Charles Lantz	3-3		
1917	Charles Lantz	1-5		
1918	Charles Lantz	6-4		
1919	Charles Lantz	2-5		
1920	Charles Lantz	6-2		
1921	Charles Lantz	4-4		
1922	Charles Lantz	3-4		
1923	Charles Lantz	2-4		
1924	Charles Lantz	6-3		
1925	Charles Lantz	4-5		
1926	Charles Lantz	3-7		
1927	Charles Lantz	5-4		
1928	Charles Lantz	1-9		
1929	Charles Lantz	2-5		
1930	Charles Lantz	1-5		
1931	Charles Lantz	3-6		
1932	Charles Lantz	4-7		
1933	Charles Lantz	5-6		
1934	Charles Lantz	3-7		
1935	Charles Lantz	5-4		
1936	Charles Lantz	4-6		
1937	Charles Lantz	1-7		
1938	Charles Lantz	6-7		
1939	Charles Lantz	5-8		
1940	Charles Lantz	4-10		
1941	Charles Lantz	7-5		
1942	Charles Lantz	6-7		
1943	Charles Lantz	4-7		
1944	NO TEAM			
1945	Charles Lantz	3-6		
1946	Charles Lantz	3-7		
1947	Charles Lantz	10-5	IIAC	1st
1948	Charles Lantz	13-4	IIAC	2nd
1949	Charles Lantz	10-7	IIAC	1st
1950	Charles Lantz	6-8	IIAC	3rd
1951	Henry Miller	10-5	IIAC	4th
1952	Charles Lantz	7-8	IIAC	4th
1953	Clifton White	11-3	IIAC	1st
1954	Clifton White	14-6	IIAC	T-2nd
1955	Clifton White	12-13	IIAC	6th
1956	Clifton White	8-16	IIAC	7th
1957	Bill Rogers	4-11	IIAC	7th
1958	Jack Kaley	7-13	IIAC	7th
1959	Jack Kaley	14-15	IIAC	T-3rd
1960	Jack Kaley	19-12	IIAC / 7-7	3rd
1961	Jack Kaley	18-11	IIAC / 11-6	2nd
1962	Jack Kaley	17-10	IIAC / 10-4	2nd

YEAR	COACH	ALL	CONFERENCE	FINISH
1963	Bill McCabe	15-10	IIAC / 6-6	T-2nd
1964	Bill McCabe	23-7	IIAC / 8-4	2nd
1965	Bill McCabe	15-8	IIAC / 5-5	T-2nd
1966	Ben Newcomb	9-17	IIAC / 3-7	3rd
1967	Bill McCabe	14-17	IIAC / 3-6	3rd
1968	Bill McCabe	18-7	IIAC / 3-4	2nd
1969	Bill McCabe	10-14	IIAC / 1-5	3rd
1970	Bill McCabe	13-20		
1971	Bill McCabe	25-12		
1972	Bill McCabe	19-11		
1973	Bill McCabe	27-13		3rd - College Division
1974	Bill McCabe	22-14		
1975	J. W. Sanders	25-15		College Division Regional
1976	J. W. Sanders	36-11		3rd - NCAA DII Regional
1977	J. W. Sanders	23-23		
1978	Tom McDevitt	27-19		5th - NCAA DII
1979	Tom McDevitt	20-18		
1980	Tom McDevitt	26-20		
1981	Tom McDevitt	36-14		2nd - NCAA DII
1982	Tom McDevitt	29-12		
1983	Tom McDevitt	22-12		
1984	Tom McDevitt	19-11		
1985	Tom McDevitt	33-14-1	MCC / 8-0	1st (Gray)
1986	Tom McDevitt	29-22-1	MCC / 4-7	3rd
1987	Tom McDevitt	31-22-1	MCC / 9-3	1st (Gray)
1988	Tom McDevitt	27-23	MCC / 6-6	2nd (Gray)
1989	Dan Callahan	31-19	MCC / 6-2	2nd (Gray)
1990	Dan Callahan	24-30	MCC / 4-7	2nd (Gray)
1991	Dan Callahan	27-32	MCC / 8-0	1st (West)
1992	Dan Callahan	24-30	MCC / 13-7	1st (West)
1993	Dan Callahan	23-23-1	MCC / 9-6-1	3rd
1994	Dan Callahan	24-24	MCC / 14-8	2nd
1995	Jim Schmitz	28-19	MCC / 15-5	1st (West)
1996	Jim Schmitz	25-22	MCC / 15-3	1st (West)
1997	Jim Schmitz	25-28	OVC / 13-11	4th
1998	Jim Schmitz	37-16	OVC / 17-6	1st
1999	Jim Schmitz	33-23	OVC / 17-7	1st

OVC Tournament Champions & NCAA Regional Qualifiers

2000	Jim Schmitz	22-33	OVC / 10-13	6th
2001	Jim Schmitz	35-20	OVC / 19-1	1st
2002	Jim Schmitz	25-26	OVC / 12-8	2nd
2003	Jim Schmitz	26-31	OVC / 8-12	6th
2004	Jim Schmitz	26-30	OVC / 17-9	2nd
2005	Jim Schmitz	17-39	OVC / 14-13	T-6th
2006	Jim Schmitz	31-24	OVC / 17-10	3rd
2007	Jim Schmitz	23-28	OVC / 12-15	7th
2008	Jim Schmitz	27-30	OVC / 13-13	4th

OVC Tournament Champions & NCAA Regional Qualifiers

2009	Jim Schmitz	31-19*	OVC / 13-5^	1st
2010	Jim Schmitz	18-35	OVC / 11-12	5th
2011	Jim Schmitz	18-33	OVC / 9-12	7th

*Includes five losses by forfeiture after the season
^Includes one loss by forfeiture after the season

IIAC - Interstate Intercollegiate Athletic Conference
AMCU - Association of Mid-Continent Universities
MCC - Mid-Continent Conference (formerly AMCU)
OVC - Ohio Valley Conference



A.B. CROWE
1904-11



CHARLES LANTZ
1912-50; 1952




JACK KALEY
1958-62




BILL McCABE
1963-65; 1967-74



BEN NEWCOMB
1966



J.W. SANDERS
1975-77



TOM McDEVITT
1978-88



DAN CALLAHAN
1989-94



JIM SCHMITZ
1995-Present

COACH	YEARS	TENURE	RECORD	WINNING %
A. B. Crowe	8	1904-11	32-17	65.3 %
Charles Lantz	39	1912-50; 1952	171-216	44.1 %
Henry Miller	1	1951	10-5	66.7 %
Clifton White	4	1953-56	45-38	54.2 %
Bill Rogers	1	1957	4-11	36.3 %
Jack Kaley	5	1958-62	75-61	55.1 %
Bill McCabe	11	1963-65; 1967-74	201-133	60.2 %

COACH	YEARS	TENURE	RECORD	WINNING %
Ben Newcomb	1	1966	9-17	34.6 %
J. W. Sanders	3	1975-77	84-49	63.1 %
Tom McDevitt	11	1978-88	299-187-3	61.6 %
Dan Callahan	6	1989-94	154-158-1	49.4 %
JIM SCHMITZ	17	1995-Present	447-456	49.5 %
TOTALS	105		1531-1348-4	53.2%

Mid-Con League Standings (1985-1996)



1984 STANDINGS	MC	Overall
Western Illinois	-	28-8-1
Eastern Illinois	-	19-11-0
Missouri State +	-	35-22-0
Valparaiso	-	26-20-1
Northern Iowa	-	12-18-0
Illinois-Chicago	-	19-35-0
Cleveland State	-	10-38-1
+ Mid-Con Tournament Champion		

1985 STANDINGS	MC	Overall
Blue Division		
Valparaiso	5-3	35-21-1
Cleveland State	4-4	23-30-2
Illinois-Chicago	3-5	28-41-1
Gray Division		
EASTERN ILLINOIS	8-0	33-14-1
Missouri State +	5-3	24-16-0
Western Illinois	7-5	25-14-1
Northern Iowa	0-12	15-32-0
+ Mid-Con Tournament Champion		

1986 STANDINGS	MC	Overall
Blue Division		
Cleveland State	7-4	23-24-0
Illinois-Chicago	6-6	26-26-0
Valparaiso	4-7	22-25-1
Gray Division		
Missouri State +	11-1	47-14-0
Western Illinois	6-6	19-22-0
EASTERN ILLINOIS	4-7	29-22-1
Northern Iowa	2-9	25-18-1
+ Mid-Con Tournament Champion		

1987 STANDINGS	MC	Overall
Blue Division		
Valparaiso	8-4	31-23-2
Cleveland State	5-5	20-17-2
Illinois-Chicago	3-7	23-27-0
Gray Division		
EASTERN ILLINOIS	9-3	31-22-1
Missouri State +	7-3	38-14-0
Western Illinois	3-7	20-18-0
Northern Iowa	3-9	26-21-0
+ Mid-Con Tournament Champion		

1988 STANDINGS	MC	Overall
Blue Division		
Valparaiso	6-5	14-40-0
Illinois-Chicago	6-6	27-29-0
Cleveland State	5-6	16-32-0
Gray Division		
Missouri State +	12-0	41-17-0
EASTERN ILLINOIS	6-6	27-23-0
Western Illinois	4-8	17-19-1
Northern Iowa	2-10	11-43-0
+ Mid-Con Tournament Champion		

1989 STANDINGS	MC	Overall
Blue Division		
Cleveland State	7-3	24-21-0
Illinois-Chicago	5-4	33-29-0
Valparaiso	3-8	14-32-1
Gray Division		
Missouri State +	8-2	41-10-0
EASTERN ILLINOIS	6-2	31-19-0
Western Illinois	3-7	20-18-0
Northern Iowa	1-7	13-27-0
+ Mid-Con Tournament Champion		

1990 STANDINGS	MC	Overall
Blue Division		
Illinois-Chicago +	8-3	33-24
Akron	7-5	25-29
Cleveland State	3-6	13-27
Valparaiso	3-7	20-35
Gray Division		
Missouri State	11-0	42-15
EASTERN ILLINOIS	4-7	24-30
Western Illinois	4-8	19-20
Northern Iowa	4-8	20-39
+ Mid-Con Tournament Champion		

1991 STANDINGS	MC	Overall
Blue Division		
Akron +	12-5	38-21-1
Illinois-Chicago	11-6	25-30-0
Valparaiso	7-8	20-39-2
Cleveland State	2-10	19-22-0
Gray Division		
EASTERN ILLINOIS	9-2	27-32-0
Western Illinois	5-5	21-23-0
Northern Iowa	1-9	13-44-0
+ Mid-Con Tournament Champion		

1992 STANDINGS	MC	Overall
Blue Division		
Wright State +	17-3	40-16
Akron	15-7	42-18
Youngstown State	6-16	13-29
Cleveland State	5-17	12-34
Gray Division		
EASTERN ILLINOIS	13-7	24-30
Western Illinois	11-9	16-31
Illinois-Chicago	12-10	23-27
Valparaiso	11-11	19-30
Northern Illinois	6-16	18-36
+ Mid-Con Tournament Champion		

1993 STANDINGS	MC	Overall
Wright State	17-3-0	39-15-0
Illinois-Chicago +	13-8-0	31-26-0
Eastern Illinois	9-6-1	23-23-1
Cleveland State	10-10-0	23-36-0
Valparaiso	8-12-0	12-39-1
Western Illinois	7-12-1	12-28-1
Northern Illinois	6-13-0	16-34-1
Youngstown State	5-11-0	20-26-0
Milwaukee	-	10-19-0
+ Mid-Con Tournament Champion		

1994 STANDINGS	MC	Overall
Wright State #	16-8	39-21
Eastern Illinois	14-8	24-24
Youngstown State	13-8	26-23
Illinois-Chicago	13-11	22-31
Western Illinois	10-12	21-21
Milwaukee	9-12	20-30
Northern Illinois	10-14	23-30
Valparaiso	9-15	20-35
Cleveland State	9-15	15-38

* no Mid-Con Tournament was held
NCAA Mideast Regional participant

1995 STANDINGS	MC	Overall
East Division		
Youngstown State	16-4	37-17-0
Troy	13-6	27-23-1
Pace	10-10	21-26-1
Central Connecticut State	7-13	16-25-0
New York Tech	7-13	16-25-0
C.W. Post	6-13	18-29-0
West Division		
EASTERN ILLINOIS	15-5	28-19-0
Western Illinois +	12-10	21-21-1
Northeastern Illinois	12-12	17-35-0
Valparaiso	10-14	23-29-0
Chicago State	7-15	16-29-0
+ Mid-Con Tournament Champion		

1996 STANDINGS	MC	Overall
East Division		
Troy	16-2	41-13-0
Pace	10-10	20-28-0
Youngstown State	10-10	20-25-0
New York Tech	8-12	20-25-0
C.W. Post	7-11	15-24-1
Central Connecticut State	7-13	17-25-1
West Division		
EASTERN ILLINOIS	15-3	24-22-0
Northeastern Illinois +	12-12	31-29-0
Valparaiso	9-11	18-29-0
Western Illinois	9-13	14-27-0
Chicago State	7-13	20-28-1
+ Mid-Con Tournament Champion		



All-Time OVC Standings (1997-present)

1997 STANDINGS	OVC	Overall
Tennessee Tech +	17-7	39-23
Middle Tennessee	17-7	31-24
Austin Peay	14-10	28-31
EASTERN ILLINOIS	13-11	25-28
Southeast Missouri	11-13	24-33
Morehead State	10-14	25-30
Eastern Kentucky	10-14	20-36
Murray State	8-16	24-30
UT Martin	8-16	15-30
+ OVC Tournament Champion		

1998 STANDINGS	OVC	Overall
EASTERN ILLINOIS	17-6	37-16
Southeast Missouri +	15-9	32-24
Tennessee Tech	14-10	28-24
Murray State	13-11	19-33
Morehead State	12-12	20-34
Middle Tennessee	9-14	17-33
Austin Peay	9-15	23-32
UT Martin	6-18	15-31
+ OVC Tournament Champion		

1999 STANDINGS	OVC	Overall
EASTERN ILLINOIS +	17-7	33-23
Southeast Missouri	15-8	27-27
Eastern Kentucky	14-10	35-25
Middle Tennessee	14-10	29-31
Austin Peay	13-10	29-27
Murray State	13-11	30-25
Morehead State	10-14	25-29
Tennessee Tech	7-17	17-36
UT Martin	4-10	15-40
+ OVC Tournament Champion		

2000 STANDINGS	OVC	Overall
Eastern Kentucky	18-6	30-27
Southeast Missouri	17-6	37-17
Middle Tennessee +	17-6	39-23
Austin Peay	14-10	32-27
Murray State	11-12	20-31
EASTERN ILLINOIS	10-13	22-33
Tennessee Tech	9-14	27-29
Morehead State	7-17	24-29
UT Martin	2-21	10-40
+ OVC Tournament Champion		

2001 STANDINGS	OVC	Overall
EASTERN ILLINOIS	19-1	35-20
Southeast Missouri	15-6	34-20
Tennessee Tech +	12-9	33-30
Murray State	10-11	28-26
Austin Peay	9-12	32-30
Eastern Kentucky	8-12	25-31
Morehead State	7-14	19-35
UT Martin	3-18	8-46
+ OVC Tournament Champion		

2002 STANDINGS	OVC	Overall
Southeast Missouri +	16-5	37-20
EASTERN ILLINOIS	12-8	25-26
Austin Peay	12-9	30-27
Murray State	10-11	20-33
Tennessee Tech	9-11	29-27
Morehead State	9-11	29-27
Eastern Kentucky	9-11	15-40
UT Martin	4-15	18-33
+ OVC Tournament Champion		

2003 STANDINGS	OVC	Overall
Austin Peay	14-5	27-27
Southeast Missouri	14-6	31-20
Tennessee Tech	13-6	27-25
Murray State +	9-11	25-31
Eastern Kentucky	8-11	24-29
EASTERN ILLINOIS	8-12	26-31
UT Martin	6-13	17-30
Morehead State	6-14	16-33
+ OVC Tournament Champion		

2004 STANDINGS	OVC	Overall
Austin Peay	20-7	35-21
EASTERN ILLINOIS	17-9	26-30
Jacksonville State +	16-11	31-29
Eastern Kentucky	15-11	34-17
Southeast Missouri	15-11	29-28
Samford	15-12	25-33
Murray State	11-16	17-35
Tennessee Tech	10-16	15-31
UT Martin	7-20	16-38
Morehead State	7-20	14-40
+ OVC Tournament Champion		

2005 STANDINGS	OVC	Overall
Jacksonville State	19-8	35-25
Austin Peay +	16-11	38-24
Morehead State	15-11	29-28
Murray State	15-12	28-31
Southeast Missouri	15-12	24-32
Eastern Kentucky	14-12	26-31
EASTERN ILLINOIS	14-13	17-39
Samford	13-14	20-36
Tennessee Tech	6-20	13-42
UT Martin	6-20	12-43
+ OVC Tournament Champion		

2006 STANDINGS	OVC	Overall
Samford	21-6	34-25
Jacksonville State +	19-8	35-24
EASTERN ILLINOIS	17-10	31-24
Eastern Kentucky	16-10	29-26
Austin Peay	14-13	32-27
Southeast Missouri	11-16	23-33
Tennessee Tech	11-16	18-36
Morehead State	8-18	17-36
Murray State	8-19	15-40
UT Martin	9-18	20-35
+ OVC Tournament Champion		

2007 STANDINGS	OVC	Overall
Austin Peay +	19-8	40-22
Jacksonville State	18-9	33-27
Southeast Missouri	16-10	32-24
Samford	14-13	32-28
Eastern Kentucky	12-12	24-29
Murray State	12-13	18-35
EASTERN ILLINOIS	12-14	23-28
Tennessee Tech	12-15	26-28
Morehead State	9-18	16-36
UT Martin	7-19	19-36
+ OVC Tournament Champion		

2008 STANDINGS	OVC	Overall
Jacksonville State	23-4	37-21
Samford	19-7	33-23
Austin Peay	14-12	27-29
EASTERN ILLINOIS +	13-13	27-30
Tennessee Tech	13-14	35-23
Southeast Missouri	12-13	26-26
Murray State	12-14	21-30
Eastern Kentucky	12-15	26-27
Morehead State	8-19	18-33
UT Martin	5-20	10-41
+ OVC Tournament Champion		

2009 STANDINGS	OVC	Overall
EASTERN ILLINOIS *	13-5	31-19
Murray State	13-8	34-21
Morehead State	12-10	20-32
Southeast Missouri	12-11	26-25
Tennessee Tech +	10-11	31-24
Jacksonville State	10-13	31-26
Eastern Kentucky	10-13	27-24
UT Martin	10-14	21-30
Austin Peay	7-12	22-30
SIU Edwardsville	-	15-39
+ OVC Tournament Champion		
<i>* - Records include five losses (1 in OVC) by forfeiture after the season</i>		

2010 STANDINGS	OVC	Overall
Tennessee Tech	14-6	31-25
Jacksonville State +	15-8	32-26
Murray State	12-8-1	28-28-1
Southeast Missouri	13-9	30-25
EASTERN ILLINOIS	11-12	18-35
Eastern Kentucky	9-12	28-27
Austin Peay	8-13	28-25
Morehead State	6-12-1	24-25-1
UT Martin	8-16	24-31
SIU Edwardsville	-	14-38
+ OVC Tournament Champion		

2011 STANDINGS	OVC	Overall
Austin Peay+	17-6	34-24
Southeast Missouri	14-8	34-22
Jacksonville State	14-9	36-23
Tennessee Tech	12-12	25-29
Eastern Kentucky	11-13	21-36
UT Martin	10-13	20-36
EASTERN ILLINOIS	9-12	18-33
Murray State	9-13	19-32
Morehead State	6-16	10-39
SIU Edwardsville	-	28-24

+ OVC Tournament Champion

Yearly Results



1960: 19-12, 7-7 IIAC (3RD)

W	9	2	Indiana State
L	0	3	Indiana State
W	26	6	Lincoln College
W	4	1	Lincoln College
W	17	3	Greenville College
W	13	10	Anderson College (Ind.)
W	8	1	Anderson College (Ind.)
W	2	0	Lewis
W	1	0	Lewis
L	1	2	* Western Illinois
L	2	6	* Western Illinois
W	9	0	* Western Illinois
L	5	6	Millikin
W	6	1	Millikin
L	1	3	UIC-Navy Pier
W	11	4	UIC-Navy Pier
W	10	3	* Illinois State
W	8	7	* Illinois State
W	6	3	* Illinois State
W	12	0	* Eastern Michigan
W	6	4	Illinois Wesleyan
L	4	10	* Central Michigan
W	9	8	* Central Michigan
W	8	5	Washington-St. Louis
L	3	8	Washington-St. Louis
L	2	3	Illinois
W	8	3	* Southern Illinois
L	2	3	* Southern Illinois
L	2	5	* Northern Illinois
L	1	3	* Northern Illinois
L	3	14	* Northern Illinois

* IIAC Game

1961: 18-11, 11-6 IIAC (2ND)

W	8	6	Indiana State
L	6	11	Indiana State
W	24	2	Greenville College
W	4	3	UIC-Navy Pier
W	5	0	UIC-Navy Pier
L	3	4	Washington-St. Louis
W	3	0	Washington-St. Louis
L	2	3	Illinois Wesleyan
L	3	9	* Illinois State
W	7	0	* Illinois State
L	4	8	* Illinois State
L	3	8	Bradley
W	7	0	* Eastern Michigan
W	9	4	* Eastern Michigan
W	3	1	* Eastern Michigan
L	1	3	* Central Michigan
W	13	6	* Central Michigan
W	9	0	Illinois
L	2	7	Lewis
W	9	8	Lewis
W	4	0	* Southern Illinois
L	0	5	* Southern Illinois
L	2	7	* Southern Illinois
W	9	8	* Northern Illinois
W	3	0	* Northern Illinois
W	6	2	* Northern Illinois
W	12	5	* Western Illinois
L	4	5	* Western Illinois
W	6	2	* Western Illinois

* IIAC Game

1962: 17-10, 10-4 IIAC (2ND)

W	10	2	Indiana State
W	2	1	Indiana State
W	12	4	Hope College (Mich.)
L	6	7	Illinois
L	1	3	Illinois
L	5	7	Illinois Wesleyan
W	9	1	* Eastern Michigan
W	6	1	* Eastern Michigan
L	5	13	* Central Michigan

W	2	1	* Central Michigan
W	15	6	* Central Michigan
W	16	9	Indiana State
L	4	5	Indiana State
W	6	0	Millikin
W	8	0	Millikin
W	4	0	Washington-St. Louis
L	0	6	* Southern Illinois
L	0	9	* Southern Illinois
L	3	8	* Southern Illinois
L	0	1	Lewis
L	0	2	Lewis
W	4	0	* Western Illinois
W	13	6	* Western Illinois
W	6	5	* Western Illinois
W	5	4	* Illinois State
W	4	3	* Illinois State
W	3	1	* Illinois State

* IIAC Game

1963: 17-10, 6-6 IIAC (T-2ND)

W	9	3	Millikin
W	7	0	Millikin
L	0	8	Illinois Wesleyan
L	0	8	Illinois Wesleyan
W	3	2	Quincy
W	3	1	Quincy
W	7	6	Univ. of Indianapolis
W	15	3	Lewis
L	4	6	Lewis
L	0	1	Bradley
L	9	10	Bradley
W	6	2	Indiana State
W	4	3	Indiana State
W	11	1	* Western Illinois
L	5	10	* Western Illinois
L	9	3	* Western Illinois
L	0	1	* Northern Illinois
L	1	3	* Northern Illinois
W	9	5	* Northern Illinois
L	1	2	* Central Michigan
L	2	7	* Central Michigan
W	6	3	* Central Michigan
L	1	5	* Illinois State
W	4	3	* Illinois State
W	2	0	* Illinois State

* IIAC Game

1964: 23-7, 8-4 IIAC (2ND)

W	17	3	Illinois-Chicago
W	10	4	Illinois-Chicago
W	5	2	Indiana State
W	3	0	Indiana State
W	15	2	Univ. of Indianapolis
W	4	3	Univ. of Indianapolis
W	8	2	Quincy
W	2	1	Quincy
W	9	1	Millikin
W	3	2	Millikin
W	9	8	Washington-St. Louis
W	5	2	Washington-St. Louis
W	11	1	Carthage (Wis.)
L	0	1	Carthage (Wis.)
W	6	0	* Western Illinois
L	3	9	* Western Illinois
L	4	9	* Western Illinois
L	0	4	Lewis
W	4	1	Lewis
L	0	1	* Northern Illinois
W	6	1	* Northern Illinois
L	1	2	* Northern Illinois
W	3	1	* Central Michigan
W	9	8	* Central Michigan
W	2	1	* Central Michigan
W	5	1	* Illinois State
W	11	0	* Illinois State
W	8	2	* Illinois State

L	1	3	+ Sam Houston State
L	9	10	+ Mayville State (N.D.)

* IIAC Game

+ NAIA World Series

1965: 15-8, 5-5 IIAC (T-2ND)

W	16	1	Carthage (Wis.)
W	19	7	Carthage (Wis.)
W	10	4	Carthage (Wis.)
W	7	6	Univ. of Indianapolis
W	6	2	Univ. of Indianapolis
W	5	0	Illinois
W	5	3	Illinois Benedictine
L	3	4	Illinois Benedictine
W	9	2	* Illinois State
L	3	19	Washington-St. Louis
W	19	3	Wisconsin-Milwaukee
W	14	3	Wisconsin-Milwaukee
W	6	2	Millikin
L	3	6	* Western Illinois
L	0	8	* Western Illinois
W	3	2	* Western Illinois
L	2	3	Illinois
L	3	12	* Northern Illinois
W	6	4	* Northern Illinois
W	3	0	* Northern Illinois
L	1	7	* Central Michigan
L	7	8	* Central Michigan
W	4	2	* Central Michigan

* IIAC Game

1966: 9-17, 3-7 IIAC (3RD)

L	2	3	Univ. of Indianapolis
L	2	3	Univ. of Indianapolis
L	4	8	Illinois
W	5	2	Lewis
L	4	6	Lewis
L	2	5	Illinois Benedictine
W	5	3	Illinois Benedictine
W	3	2	Illinois Benedictine
L	1	4	* Northern Illinois
L	1	4	Indiana State
L	4	12	Indiana State
L	0	1	* Central Michigan
L	0	2	* Central Michigan
W	3	2	* Central Michigan
L	1	2	Illinois Wesleyan
L	2	4	Illinois Wesleyan
L	8	10	* Illinois State
L	0	2	* Illinois State
L	6	7	* Illinois State
W	4	1	Millikin
W	5	0	Wisconsin-Milwaukee
L	3	4	Wisconsin-Milwaukee
W	2	1	Wisconsin-Milwaukee
W	8	3	* Western Illinois
L	0	2	* Western Illinois
W	15	5	* Western Illinois

* IIAC Game

1967: 14-17, 3-6 IIAC (3RD)

W	4	0	St. Mary's (Minn.)
W	2	0	Univ. of Indianapolis
W	1	0	Univ. of Indianapolis
L	2	5	Illinois
L	2	3	Illinois
W	2	1	Illinois
W	3	2	Indiana State
W	4	3	Indiana State
L	0	14	Southern Illinois
L	3	6	* Western Illinois
L	3	6	Arkansas State
L	1	2	Illinois-Chicago
L	4	7	Illinois
L	0	2	Lewis
W	4	3	Lewis
W	8	2	Millikin



Yearly Results

L	5	6	Eastern Michigan
L	1	3	Eastern Michigan
L	1	3	Eastern Michigan
L	2	4	Illinois Wesleyan
W	3	0	Illinois Wesleyan
W	2	1	* Central Michigan
L	1	2	* Central Michigan
L	3	11	* Central Michigan
W	3	2	Greenville College
W	18	2	Greenville College
W	10	9	* Illinois State
L	1	3	* Illinois State
L	3	8	* Illinois State
W	3	2	* Western Illinois
L	6	15	* Western Illinois

* IAC Game

1968: 18-7, 4-3 IAC (2ND)

W	2	0	Univ. of Indianapolis
W	4	1	Univ. of Indianapolis
L	3	4	Illinois Benedictine
W	4	0	Illinois Benedictine
W	2	1	Wisconsin-Whitewater
W	5	1	Wisconsin-Whitewater
W	2	0	Lewis
L	1	3	Lewis
L	1	3	Illinois-Chicago
W	8	2	Illinois-Chicago
W	21	1	Millikin
L	3	5	* Western Illinois
L	3	5	* Western Illinois
W	4	1	* Western Illinois
W	10	3	Wisconsin-Milwaukee
W	8	6	Wisconsin-Milwaukee
W	15	6	Wisconsin-Milwaukee
W	1	0	Greenville College
W	5	4	* Central Michigan
L	4	8	Illinois
W	4	1	Indiana State
W	5	2	Indiana State
L	1	5	* Illinois State
L	1	2	* Illinois State
W	4	3	* Illinois State

* IAC Game

1969: 10-14, 1-5 IAC (3RD)

L	0	1	Univ. of Indianapolis
L	0	1	Univ. of Indianapolis
L	1	2	St. Norbert (Wis.)
W	3	2	St. Norbert (Wis.)
W	12	8	Indiana State
W	11	8	Indiana State
W	3	2	St. Mary's (Minn.)
W	5	2	St. Mary's (Minn.)
W	2	0	Millikin
L	0	8	Lewis
L	1	7	Lewis
W	2	1	Illinois Benedictine
W	7	2	Illinois Benedictine
L	3	7	Illinois Wesleyan
L	0	1	* Western Illinois
L	3	7	* Western Illinois
L	3	5	* Western Illinois
L	4	5	Wisconsin-Milwaukee
W	4	3	Wisconsin-Milwaukee
W	6	4	* Central Michigan
L	0	7	* Central Michigan
L	0	3	* Central Michigan
L	3	5	Bradley
L	0	3	Bradley

* IAC Game

1970: 13-20

W	4	2	Univ. of Indianapolis
L	1	2	Univ. of Indianapolis
L	1	3	Wisconsin-Milwaukee
L	3	10	Wisconsin-Milwaukee
W	6	1	Wisconsin-Milwaukee
W	4	3	Indiana State
W	6	1	Indiana State
L	4	9	Saint Louis
L	3	8	Saint Louis
L	0	4	Illinois-Chicago
W	7	0	Illinois-Chicago
W	2	1	Millikin
W	7	1	Millikin
L	1	6	Illinois State
L	4	7	Illinois State
L	3	7	Illinois State
W	3	1	Illinois Wesleyan
L	2	5	Washington-St. Louis
W	1	0	Washington-St. Louis
L	6	10	Illinois
L	1	3	Illinois
W	4	3	McKendree
W	6	3	McKendree
L	3	6	Western Illinois
L	2	9	Western Illinois
L	0	6	Western Illinois
W	5	2	Bradley
L	1	2	Bradley
L	0	8	Northern Illinois
L	0	16	Northern Illinois
L	0	6	Central Michigan
W	5	3	Central Michigan
L	1	10	Central Michigan

1971: 25-12

W	5	1	Univ. of Indianapolis
L	4	5	Univ. of Indianapolis
W	8	2	Wisconsin-Milwaukee
W	13	5	Wisconsin-Milwaukee
L	1	5	Wisconsin-Milwaukee
W	8	0	Wisconsin-Stevens Point
W	5	3	Wisconsin-Stevens Point
W	3	0	Wisconsin-Stevens Point
L	0	4	Wisconsin-Stevens Point
L	7	10	Illinois State
L	2	5	Illinois-Chicago
W	4	1	Illinois-Chicago
W	5	2	Taylor University (Ind.)
W	2	1	Taylor University (Ind.)
W	3	1	Indiana State
L	2	5	Indiana State
L	3	9	Saint Louis
W	3	0	Saint Louis
W	6	3	McKendree
W	3	2	McKendree
W	9	0	Washington-St. Louis
W	6	2	Washington-St. Louis
W	7	6	Illinois
W	7	0	Illinois
W	4	3	Western Illinois
L	0	3	Western Illinois
W	3	2	Western Illinois
W	4	0	Marian College (Ind.)
W	3	2	Marian College (Ind.)
L	10	11	Bradley
W	8	2	Bradley
W	1	0	Bradley
L	3	4	Wabash College
W	6	2	+ Illinois Benedictine
L	7	8	+ Lewis
W	11	0	+ Illinois Benedictine
L	1	7	+ Lewis

+ NAIA District 20 Tournament (Runner-up)

1972: 19-11

W	8	1	Univ. of Indianapolis
W	7	0	Univ. of Indianapolis
W	3	0	Wisconsin-Milwaukee
L	3	4	Wisconsin-Milwaukee
W	6	0	St. Mary's (Minn.)
W	5	0	St. Mary's (Minn.)
W	6	1	Indiana State
L	2	3	Indiana State
L	3	7	Indiana State
L	5	7	Indiana State
W	9	8	Illinois-Chicago
W	13	1	Illinois-Chicago
W	17	3	Taylor University (Ind.)
W	14	10	Taylor University (Ind.)
L	0	3	Illinois Wesleyan
W	14	0	Illinois-Springfield
L	4	5	Illinois
W	3	2	Illinois
L	3	10	Western Illinois
L	1	4	Western Illinois
L	3	4	Western Illinois
W	7	1	Bradley
W	6	5	Bradley
W	4	0	Marian College (Ind.)
W	6	1	Marian College (Ind.)
W	2	1	+ Illinois Benedictine
W	5	3	+ Illinois Benedictine
L	2	3	+ Lewis
W	5	3	+ Lewis
L	4	6	+ Lewis

+ NAIA District 20 Tournament (Runner-up)

1973: 27-13

W	8	1	Wisconsin-Milwaukee
L	0	2	Illinois Wesleyan
W	12	1	Southern Indiana
W	17	3	Southern Indiana
W	10	3	Indiana State
W	11	1	Indiana State
W	8	2	Indiana State
L	2	9	Indiana State
L	7	9	Bradley
W	10	4	Bradley
W	3	2	Bradley
L	0	2	Quincy
W	10	4	Missouri-St. Louis
W	7	2	Greenville College
W	11	0	Greenville College
W	4	3	Taylor University (Ind.)
W	6	2	Taylor University (Ind.)
W	4	3	McKendree
W	8	5	McKendree
W	4	2	Marian College (Ind.)
L	5	6	Marian College (Ind.)
L	3	4	Illinois
L	2	6	Illinois
W	2	1	Western Illinois
W	3	1	Western Illinois
L	2	5	Western Illinois
L	3	4	Southern Illinois
L	2	9	Southern Illinois
W	12	0	Illinois-Chicago
L	3	4	Illinois-Chicago
W	16	2	Illinois State
W	5	4	Illinois State
W	7	6	+ Univ. of Indianapolis
W	6	2	+ Cleveland State
W	9	8	+ SIU Edwardsville
W	7	2	+ Marietta College (Ohio)
W	9	2	\$ Florida Southern
L	2	6	\$ California-Irvine
W	7	4	\$ Missouri-St. Louis
L	2	3	\$ Ithaca College (N.Y.)

+ NCAA College Division Mid-east Regional

\$ NCAA College Division World Series (3rd)

Yearly Results



1974: 22-14

W	4	1	Univ. of Indianapolis
W	6	1	Univ. of Indianapolis
L	8	9	Illinois Wesleyan
W	5	4	Indiana State
W	5	0	Indiana State
L	0	3	Southern Indiana
L	3	4	Southern Indiana
W	10	3	Greenville College
W	5	3	St. Mary's (Minn.)
W	3	0	St. Mary's (Minn.)
W	4	0	St. Mary's (Minn.)
W	12	2	Bradley
W	3	2	Bradley
W	10	2	Indiana State
L	3	5	Indiana State
L	2	6	SIU Edwardsville
L	1	3	SIU Edwardsville
W	2	1	Illinois-Chicago
W	5	4	Illinois-Chicago
W	2	1	Taylor University (Ind.)
L	0	1	Taylor University (Ind.)
W	5	2	Marian College (Ind.)
W	7	6	Marian College (Ind.)
W	1	0	% Lewis
L	5	9	% McKendree
W	9	0	% Quincy
W	9	3	Illinois
L	3	4	Illinois
W	9	2	North Central
L	2	3	Western Illinois
L	1	4	Western Illinois
W	4	1	Western Illinois
L	0	4	Southern Illinois
L	0	1	Southern Illinois
L	3	4	Illinois State
W	6	3	Illinois State

% Quincy Tournament

1975: 25-15

W	3	0	# Lamar
W	6	1	# Indiana State
W	2	1	# Sam Houston State
W	8	2	# Bemidji State
L	2	6	# Lamar
L	3	5	# Missouri-St. Louis
W	5	1	# Indiana State
W	11	4	Indiana State
W	8	3	Indiana State
L	4	8	Illinois State
W	20	10	Illinois State
W	8	2	Illinois State
W	3	0	Illinois State
W	7	0	Millikin
W	10	0	Millikin
W	11	1	Southern Indiana
W	6	2	Southern Indiana
L	1	5	Bradley
L	0	7	Bradley
L	4	10	Indiana State
W	8	4	Indiana State
W	3	0	SIU Edwardsville
L	0	2	SIU Edwardsville
L	3	4	% Missouri-St. Louis
L	2	5	% McKendree
W	10	4	% Quincy
W	9	0	Taylor University (Ind.)
W	7	1	Taylor University (Ind.)
W	6	5	Univ. of Indianapolis
W	10	0	Univ. of Indianapolis
W	2	0	North Central
W	2	1	North Central
W	4	3	Western Illinois
L	2	4	Western Illinois
L	0	5	Southern Illinois
L	0	6	Southern Illinois
L	0	4	Missouri-St. Louis
W	5	4	Missouri-St. Louis

L	6	7	+ Wright State
L	0	7	+ Marietta College (Ohio)
#	Galveston Island (Texas) Tournament		
%	Quincy Tournament		
+	NCAA Division II Mideast Regional		

1976: 36-11

W	6	4	New Orleans
W	10	7	Southwest Louisiana
W	4	3	New Orleans
L	7	12	New Orleans
W	2	1	# Nebraska-Omaha
W	10	2	# Missouri-St. Louis
W	3	1	# Saint Louis
L	0	5	# Saint Louis
W	7	1	# South Dakota
L	9	10	# SIU Edwardsville
W	9	3	Indiana State
W	7	4	Indiana State
W	4	3	Illinois State
W	7	0	Illinois State
W	8	6	Illinois State
W	9	7	Illinois State
W	8	2	North Central
W	7	6	North Central
W	9	3	Evansville
W	9	5	Evansville
W	7	0	Southern Indiana
W	4	2	Southern Indiana
W	18	3	Indiana State
L	9	10	Indiana State
L	3	5	Univ. of Indianapolis
W	5	1	Univ. of Indianapolis
W	12	7	Millikin
W	1	0	Millikin
W	1	0	Illinois Wesleyan
W	5	4	Illinois-Chicago
W	8	2	Illinois-Chicago
W	4	3	Bradley
L	5	13	Bradley
W	7	0	Saint Joseph's (Ind.)
W	5	2	Saint Joseph's (Ind.)
L	4	5	Western Illinois
W	9	6	Western Illinois
W	2	0	Western Illinois
W	19	3	Western Illinois
L	4	15	Southern Illinois
L	2	15	Southern Illinois
W	3	1	Missouri-St. Louis
W	6	1	Missouri-St. Louis
L	1	3	+ Valparaiso
W	11	7	+ Evansville
W	3	2	+ Valparaiso
L	4	7	+ Wright State
#	Galveston Island (Texas) Tournament		
+	NCAA Division II Mideast Regional (3rd)		

1977: 23-23

L	3	4	at Louisiana Tech
W	3	1	at Louisiana Tech
L	1	2	at Louisiana Tech
L	3	9	at Louisiana Tech
L	1	8	at South Alabama
L	2	7	at South Alabama
L	5	12	at Southeastern Louisiana
L	0	5	at New Orleans
L	0	1	at New Orleans
L	7	8	at Tulane
L	2	8	at Tulane
L	4	6	at Tulane
L	4	9	at Tulane
W	8	3	Northeastern Illinois
L	3	7	Northeastern Illinois
W	4	2	Wisconsin-Whitewater
W	14	0	Wisconsin-Whitewater
W	7	3	at Indiana State
L	1	2	at Indiana State
W	1	0	Evansville

L	2	3	Evansville
W	8	2	Southern Indiana
W	2	1	Southern Indiana
W	1	0	Indiana State
L	1	6	Indiana State
W	17	3	Univ. of Indianapolis
W	5	0	Univ. of Indianapolis
L	1	2	at Illinois State
W	2	1	at Illinois State
W	4	2	at Illinois-Chicago
W	3	2	at Saint Joseph's (Ind.)
L	6	10	at Saint Joseph's (Ind.)
W	4	3	at Bradley
W	8	3	at Bradley
W	6	4	SIU Edwardsville
L	4	10	SIU Edwardsville
L	7	15	SIU Edwardsville
W	2	0	North Central
W	13	3	North Central
L	4	14	at Illinois Wesleyan
W	4	2	Western Illinois
W	4	0	Western Illinois
L	1	9	Western Illinois
W	5	1	Western Illinois
L	2	4	at Southern Illinois
L	1	4	at Southern Illinois

1978: 27-19 • FIFTH PLACE IN DII

L	2	3	Evansville
W	6	5	Evansville
L	8	11	Western Kentucky
W	5	1	Western Kentucky
W	10	4	Western Kentucky
W	4	2	Austin Peay
W	3	1	Austin Peay
L	3	4	Tennessee Tech
L	3	6	Tennessee Tech
L	0	2	Middle Tennessee
L	0	1	Middle Tennessee
W	6	1	Middle Tennessee
L	9	10	Middle Tennessee
W	8	2	Bellarmine (Ky.)
W	8	0	Bellarmine (Ky.)
W	5	2	North Central
L	2	3	North Central
W	10	4	Indiana State
W	7	6	Indiana State
W	7	2	Illinois-Chicago
W	8	6	Illinois-Chicago
W	10	6	Millikin
W	6	0	Millikin
L	1	2	Bradley
W	4	3	Bradley
L	2	3	SIU Edwardsville
L	0	3	SIU Edwardsville
W	11	4	SIU Edwardsville
W	3	2	SIU Edwardsville
L	2	14	Illinois State
W	5	4	Illinois State
L	2	3	Western Illinois
L	0	1	Western Illinois
L	2	4	Western Illinois
W	10	1	Western Illinois
L	2	8	Southern Illinois
W	4	3	Southern Illinois
W	16	4	Saint Joseph's (Ind.)
W	7	3	+ Univ. of Indianapolis
L	8	9	+ Western Illinois
W	3	2	+ Wright State
W	9	6	+ Western Illinois
W	6	1	+ Western Illinois
L	6	15	\$ Univ. of San Diego
W	21	11	\$ Missouri State
L	9	11	\$ Valdosta State (Ga.)
+	NCAA Division II Great Lakes Regional		
\$	NCAA Division II World Series (5th)		



Yearly Results

1979: 20-18

Two losses by forfeiture after the season

L	3	8	Arkansas-Little Rock
W	14	0	Arkansas-Little Rock
L	1	6	Christian Brothers (Tenn.)
L	1	5	Austin Peay
W	10	9	Austin Peay
L	0	4	Western Kentucky
L	1	7	Western Kentucky
L	4	9	Western Kentucky
L	3	9	Illinois Wesleyan
W	4	3	St. Mary's (Minn.)
W	1	0	St. Mary's (Minn.)
L	7	8	Illinois State
W	8	3	Illinois State
W	12	3	Illinois-Chicago
W	13	1	Illinois-Chicago
W	8	6	Indiana Central
L	11	16	Indiana Central
W	2	1	Bradley
W	9	8	Bradley
L	6	13	Indiana State
L	3	6	Indiana State
W	4	2	SIU Edwardsville
L	0	4	SIU Edwardsville
L	2	3	SIU Edwardsville
W	2	0	SIU Edwardsville
W	4	1	Western Illinois
W	3	1	Western Illinois
W	1	0	Western Illinois
W	2	0	Western Illinois
W	8	0	Millikin
W	13	2	Millikin
L	16	17	Missouri-St. Louis
L	4	8	Missouri-St. Louis
W	2	1	Evansville
W	11	2	Evansville
W	6	4	Bellarmino (Ky.)
W	8	3	Bellarmino (Ky.)
L	3	6	Southern Indiana

1980: 26-20

L	2	8	Evansville
W	8	2	Evansville
W	11	0	Kentucky Wesleyan
W	5	4	Kentucky Wesleyan
W	6	1	Cleveland State
L	3	12	MacMurray
W	9	2	Cleveland State
L	9	10	Florida State
L	4	5	Troy State
L	1	14	Troy State
L	8	10	Troy State
L	4	5	Troy State
W	5	3	Troy State
W	5	3	Bellarmino (Ky.)
L	3	7	Bellarmino (Ky.)
L	6	11	Illinois State
W	10	5	Illinois State
W	5	4	Illinois State
L	6	12	Illinois State
L	3	5	SIU Edwardsville
W	5	2	SIU Edwardsville
W	6	2	SIU Edwardsville
W	8	3	SIU Edwardsville
L	5	6	Illinois
W	14	13	Illinois
L	7	10	Western Illinois
L	2	4	Western Illinois
L	2	7	Western Illinois
W	13	1	Millikin
W	3	2	Millikin
L	0	11	Southern Illinois
L	4	5	Southern Illinois
W	10	2	Illinois-Chicago
W	7	0	Illinois-Chicago

W	5	0	Missouri-St. Louis
W	5	0	Missouri-St. Louis
W	11	3	Kentucky Wesleyan
W	10	0	Kentucky Wesleyan
W	9	5	Univ. of Indianapolis
W	9	2	Univ. of Indianapolis
W	18	7	Saint Joseph's (Ind.)
L	2	5	Saint Joseph's (Ind.)
W	4	1	Bradley
L	3	10	Bradley

1981: 36-14 • DII NATIONAL RUNNER-UP

W	15	3	Evansville
L	7	8	Evansville
W	4	0	Wright State
L	5	8	Otterbein (Ohio)
W	9	3	UT Martin
W	4	3	Wright State
L	1	4	Cleveland State
W	3	2	Otterbein (Ohio)
W	7	1	Kentucky Wesleyan
L	9	11	Missouri-St. Louis
W	9	7	Missouri-St. Louis
W	16	13	Evansville
W	14	3	Evansville
W	4	2	Southern Indiana
W	8	0	Southern Indiana
W	16	0	Rose-Hulman (Ind.)
W	8	2	Rose-Hulman (Ind.)
W	6	0	Saint Joseph's (Ind.)
W	12	2	Greenville College
W	24	5	Greenville College
L	6	10	Indiana State
L	4	7	Indiana State
L	4	8	Illinois Wesleyan
W	8	2	SIU Edwardsville
W	8	7	SIU Edwardsville
W	6	5	Millikin
W	5	4	Millikin
W	5	3	Western Illinois
W	5	4	Western Illinois
W	11	3	Western Illinois
W	8	2	Western Illinois
W	4	3	Southern Illinois
L	5	7	Southern Illinois
L	8	9	Bradley
W	18	6	Bradley
W	11	4	Kentucky Wesleyan
W	11	1	Kentucky Wesleyan
L	4	14	+ Lewis
W	9	2	+ Central Missouri
W	7	5	+ Lewis
W	8	5	+ Nebraska-Omaha
W	14	7	+ Nebraska-Omaha
L	3	12	\$ Troy State
W	7	5	\$ Le Moyne (N.Y.)
W	8	3	\$ Troy State
W	3	2	\$ Cal State-Northridge
L	0	9	\$ Florida Southern
+ NCAA Division II Great Lakes Regional			
\$ NCAA Division II World Series (Runner-up)			

W	16	2	at Southern Indiana
W	10	1	at Southern Indiana
W	10	1	at Southern Indiana
L	1	2	at Southern Indiana
W	7	3	Missouri-St. Louis
L	2	8	Missouri-St. Louis
L	0	3	at Purdue
W	8	2	at Purdue
L	4	11	at Illinois
W	3	1	at Indiana State
L	1	2	at Indiana State
L	3	5	at SIU Edwardsville
L	6	9	at SIU Edwardsville
W	11	3	at SIU Edwardsville
W	13	3	at SIU Edwardsville
W	10	0	at Rose-Hulman (Ind.)
W	11	5	at Rose-Hulman (Ind.)
W	9	4	at Illinois State
W	7	6	at Illinois State
W	12	9	at Western Illinois
W	17	8	at Western Illinois
W	10	7	at Western Illinois
W	9	2	Millikin
L	1	7	Illinois
W	8	5	at Southern Illinois
W	7	0	at Southern Illinois
L	1	4	Illinois Wesleyan

1983: 22-12

W	11	2	at Indiana
W	12	7	at Indiana
W	6	4	at Arkansas State
W	9	2	at Arkansas State
W	17	9	at Arkansas State
L	4	9	at Memphis
W	2	0	at Memphis
L	5	6	at Memphis
L	1	10	at Memphis
L	3	9	at Memphis
L	2	6	at Murray State
W	7	5	at Illinois State
L	6	9	at Illinois State
L	3	9	at Illinois
W	2	1	SIU Edwardsville
W	4	1	SIU Edwardsville
L	3	6	SIU Edwardsville
W	18	3	Rose-Hulman (Ind.)
W	8	3	Rose-Hulman (Ind.)
L	4	7	Western Illinois
W	26	5	Western Illinois
W	11	9	Western Illinois
W	6	3	Western Illinois
W	3	2	Illinois
L	5	13	Southern Illinois
W	9	0	Southern Illinois
W	21	5	at Illinois Wesleyan
L	7	8	at Missouri-St. Louis
L	5	11	at Missouri-St. Louis
W	19	0	at Greenville College
W	22	0	at Greenville College
W	8	2	at Millikin
W	12	0	at Millikin

1982: 29-12

W	7	5	at Evansville
W	8	6	at Evansville
W	6	3	vs Lawrence Univ. (Wis.)
W	8	5	vs Otterbein (Ohio)
W	2	1	vs Tennessee Tech
W	10	1	vs Otterbein (Ohio)
W	7	3	vs Otterbein (Ohio)
W	7	3	vs Otterbein (Ohio)
L	0	3	at Troy State
W	10	4	at Troy State
W	8	4	at Troy State
L	9	10	at Murray State
W	12	4	vs North Dakota
L	2	8	at Murray State

Yearly Results



1984: 19-11

L	0	6	at Arkansas
L	2	16	at Arkansas
W	10	3	at Northeastern Oklahoma
W	3	2	at Northeastern Oklahoma
W	15	10	at Missouri State
W	12	8	at Missouri State
L	5	6	at Missouri State
W	8	0	Southern Indiana
L	11	12	Southern Indiana
W	5	0	Purdue
W	4	3	Purdue
L	6	9	at Illinois
W	5	4	Indiana State
W	7	4	Indiana State
L	2	4	at SIU Edwardsville
W	6	4	at SIU Edwardsville
L	0	11	Illinois State
L	6	9	Illinois State
W	12	0	at Western Illinois
W	16	13	Illinois
W	4	1	at Southern Illinois
L	4	6	at Southern Illinois
W	9	3	at Northern Iowa
W	5	3	Greenville College
W	5	3	+ vs Missouri State
W	9	1	+ vs Valparaiso
L	6	8	+ vs Northern Iowa
L	0	1	+ vs Missouri State
W	4	3	Purdue

+ Mid-Continent Conf. Tournament (Chicago)

1985: 33-14-1, 8-0 MID-CON (1ST GRAY)

W	17	0	MacMurray
W	13	0	MacMurray
W	10	1	Evansville
W	5	4	Evansville
W	11	8	vs Wright State
T	2	2	vs Brooklyn College
W	5	0	vs Brooklyn College
W	8	7	vs Otterbein (Ohio)
W	10	1	vs Otterbein (Ohio)
L	1	4	vs Otterbein (Ohio)
W	6	4	vs Tennessee Tech
L	8	9	at Troy State
W	7	5	at Troy State
L	2	3	at Troy State
L	3	10	at Troy State
W	3	0	IUPUI
W	3	1	IUPUI
L	2	6	Indiana
W	8	6	Indiana
W	10	0	at Purdue
W	10	9	at Purdue
W	12	3	at Purdue
L	5	6	at Purdue
W	8	2	at Illinois
L	5	10	at Indiana State
L	6	7	at Indiana State
W	9	2	SIU Edwardsville
L	0	2	SIU Edwardsville
W	7	4	at Bradley
L	4	5	at Bradley
L	2	4	at Illinois State
W	4	2	at Illinois State
W	5	3	* Western Illinois
W	8	7	* Western Illinois
W	6	5	* Western Illinois
W	5	2	* Western Illinois
L	4	5	Illinois
W	5	0	* Northern Iowa
W	9	0	* Northern Iowa
W	3	2	* Northern Iowa
W	18	4	* Northern Iowa
W	8	5	at Illinois
W	9	2	MacMurray
W	10	0	MacMurray

W	5	2	+ Cleveland State
L	2	4	+ Missouri State
W	11	2	+ Valparaiso
L	2	3	+ Missouri State

* Mid-Continent Conference Game
+ Mid-Continent Conf. Tournament (Charleston)

1986: 29-22-1, 4-7 MID-CON (3RD GRAY)

W	10	5	at Murray State
L	2	5	at Murray State
L	5	6	at Murray State
W	10	2	at West Florida
W	14	10	vs Bradley
W	5	3	vs Bradley
W	7	3	vs Tennessee Tech
W	8	1	vs Bradley
L	4	10	vs Tennessee Tech
L	1	2	at Troy State
W	2	1	at Troy State
W	9	4	at Troy State
W	8	5	at Troy State
L	8	9	at UAB
W	12	7	at Austin Peay
W	9	1	at Austin Peay
L	1	3	at Southern Indiana
W	5	1	at Southern Indiana
L	4	5	at SIU Edwardsville
L	3	6	at SIU Edwardsville
W	2	1	Bradley
W	10	3	Bradley
W	6	4	Purdue
L	4	11	Purdue
W	7	6	Purdue
L	10	11	Purdue
L	8	15	at Illinois
L	4	8	Indiana State
L	4	13	Indiana State
L	1	3	* Missouri State
L	1	5	* Missouri State
W	7	5	* Missouri State
L	6	12	* Missouri State
W	6	5	Illinois State
W	10	9	Illinois State
L	0	2	* at Western Illinois
L	4	5	* at Western Illinois
L	1	2	* at Western Illinois
W	7	2	* at Western Illinois
L	6	10	Illinois
W	15	1	at Southern Illinois
T	2	2	at Southern Illinois
W	14	2	* at Northern Iowa
L	11	13	* at Northern Iowa
W	15	2	* at Northern Iowa
W	7	2	at Saint Louis
W	2	1	at Saint Louis
L	0	11	vs Illinois
W	11	2	Blackburn College
W	14	0	Blackburn College
W	5	4	MacMurray
W	15	4	MacMurray

* Mid-Continent Conference game

1987: 31-22-1, 9-3 MID-CON (1ST GRAY)

W	9	7	at Murray State
W	7	1	at Murray State
W	9	1	at Murray State
L	1	5	at North Carolina State
W	5	2	vs Buffalo
W	11	4	vs Connecticut
W	9	6	vs Buffalo
T	9	9	at Duke
W	12	10	at Wake Forest
L	5	15	at Wake Forest
W	11	9	at Duke
L	4	6	at Campbell (N.C.)
W	4	3	at Campbell (N.C.)
W	10	6	at Campbell (N.C.)

W	4	2	at Miami (Ohio)
L	2	3	at Miami (Ohio)
L	4	5	at Xavier
W	12	10	MacMurray
W	13	3	MacMurray
L	2	4	at Bradley
L	5	11	at Bradley
L	3	12	at Purdue
L	6	7	at Purdue
W	10	9	Purdue
W	10	5	Purdue
L	13	21	Illinois
L	3	11	at Indiana State
L	5	6	at Indiana State
W	10	6	* at Missouri State
W	13	10	* at Missouri State
L	6	7	* at Missouri State
L	3	7	* at Missouri State
L	2	4	at Illinois State
W	8	6	* Western Illinois
L	1	7	* Western Illinois
W	12	11	* Western Illinois
W	8	7	* Western Illinois
L	12	15	at Illinois
W	9	6	* Northern Iowa
W	5	1	* Northern Iowa
W	9	5	* Northern Iowa
W	11	4	* Northern Iowa
W	6	5	Saint Louis
W	16	7	Saint Louis
W	23	19	at Illinois
L	11	12	at Illinois
W	6	4	at SIU Edwardsville
L	2	6	at SIU Edwardsville
W	13	1	SIU Edwardsville
L	3	5	SIU Edwardsville
W	6	3	+ vs Cleveland State
L	11	22	+ vs Missouri State
W	18	11	+ vs Cleveland State
L	9	10	+ vs Missouri State

* Mid-Continent Conference game
+ Mid-Continent Conf. Tournament (Chicago)

1988: 27-23, 6-6 MID-CON (2ND GRAY)

W	10	8	^ vs Otterbein (Ohio)
W	12	3	^ vs Emory (Ga.)
W	8	2	^ vs Wittenberg (Ohio)
W	5	3	^ vs Wittenberg (Ohio)
W	4	3	^ vs Otterbein (Ohio)
W	10	3	^ vs Wittenberg (Ohio)
L	0	2	at Troy State
W	5	2	at Troy State
L	2	4	at Troy State
L	4	11	at Troy State
L	6	7	at UAB
W	7	5	at Western Kentucky
L	3	6	at Western Kentucky
L	6	7	at Western Kentucky
L	6	7	at Illinois
L	0	2	at Evansville
L	0	4	at Evansville
L	3	11	at Evansville
L	0	8	at Evansville
W	15	6	Millikin
W	9	4	Illinois State
L	5	8	Illinois State
L	5	6	* Missouri State
L	2	4	* Missouri State
L	4	8	* Missouri State
L	1	3	* Missouri State
L	3	6	Illinois
W	5	2	at Southern Illinois
L	4	5	at Southern Illinois
W	4	2	* at Western Illinois
L	1	6	* at Western Illinois
W	3	2	* at Western Illinois
W	7	2	* at Western Illinois



Yearly Results

W 5 3 at Saint Louis
W 4 2 at Saint Louis
W 3 2 Southern Illinois
W 7 4 Southern Indiana
W 17 4 * at Northern Iowa
L 5 8 * at Northern Iowa
W 28 2 * at Northern Iowa
W 9 7 * at Northern Iowa
W 13 7 Indiana State
L 6 10 SIU Edwardsville
W 5 4 SIU Edwardsville
W 1 0 + vs Valparaiso
L 3 4 + vs Missouri State
W 6 4 + at Illinois-Chicago
W 15 5 + vs Missouri State
L 2 9 + vs Missouri State

^ Panama City (Fla.) Tournament
* Mid-Continent Conference game
+ Mid-Continent Conf. Tournament (Chicago)

1989: 31-29, 6-2 MID-CON (2ND GRAY)

L 6 7 vs Illinois
W 13 1 at Murray State
L 6 10 vs Illinois
W 4 2 vs Central Missouri
W 8 0 vs Missouri S&T
W 4 3 vs Tennessee Tech
W 13 7 vs Berry College (Ga.)
W 6 3 vs Tennessee Tech
W 7 2 vs Wittenberg (Ohio)
W 8 1 vs Concord (W.Va.)
L 2 3 at Troy State
L 0 9 at Western Kentucky
L 1 3 at Western Kentucky
W 8 7 at Western Kentucky
W 3 1 at Bradley
L 0 4 at Bradley
L 13 14 at SIU Edwardsville
L 5 13 at Indiana State
L 0 1 at Indiana State
W 10 2 at Evansville
L 3 6 at Evansville
W 7 6 Evansville
W 4 1 Evansville
L 3 8 at Illinois
W 4 2 at Illinois State
W 7 4 at Illinois State
L 0 2 * at Missouri State
W 6 2 * at Missouri State
W 4 2 * at Missouri State
L 4 14 * at Missouri State
L 7 13 Southern Illinois
W 5 4 Southern Illinois
W 6 3 * Western Illinois
W 20 2 * Western Illinois
W 10 2 at Butler
W 6 5 at Butler
W 14 3 Saint Louis
W 10 1 Saint Louis
W 12 0 * Northern Iowa
W 5 3 * Northern Iowa
L 5 9 at Millikin
W 8 7 Indiana State
L 4 5 at Indiana State
W 6 4 SIU Edwardsville
L 4 6 SIU Edwardsville
L 2 3 + vs Cleveland State
W 12 6 + at Illinois-Chicago
W 4 3 + vs Cleveland State
W 6 4 + vs Missouri State
L 1 5 + vs Missouri State

* Mid-Continent Conference game
+ Mid-Continent Conf. Tournament (Chicago)

1990: 24-30, 4-7 MID-CON (2ND GRAY)

L 2 3 at Murray State
W 6 1 at Murray State
W 3 1 at Murray State
L 1 2 at Evansville
W 7 5 at Evansville
W 5 4 at Westminster (Mo.)
W 8 7 at Missouri
L 6 8 at Missouri
L 13 20 at Missouri
L 5 13 at Western Kentucky
W 5 1 Missouri-St. Louis
L 2 5 Missouri-St. Louis
W 15 3 Rose-Hulman (Ind.)
W 6 5 Rose-Hulman (Ind.)
L 6 5 at Southern Illinois
L 1 11 at Southern Illinois
W 18 6 at Jacksonville
W 8 1 at Stetson
L 1 5 vs Florida International
L 2 8 at South Florida
L 2 3 vs Harvard
L 1 5 at Central Florida
L 0 4 at Indiana State
L 1 8 at Indiana State
W 1 6 Millikin
W 3 2 Augustana
W 3 2 Augustana
L 5 8 Illinois State
W 5 2 Illinois State
L 9 22 at Illinois
L 2 9 * Missouri State
L 0 3 * Missouri State
L 3 6 * Missouri State
L 12 17 Illinois
W 9 0 SIU Edwardsville
L 4 0 * vs Western Illinois#
L 0 1 * at Western Illinois
W 4 0 * at Western Illinois
L 4 5 * at Western Illinois
W 6 1 Butler
W 5 0 Butler
L 2 4 * at Northern Iowa
W 6 5 * at Northern Iowa
L 4 5 * at Northern Iowa
W 14 11 * at Northern Iowa
L 0 3 at SIU Edwardsville
L 1 2 at SIU Edwardsville
L 11 13 Indiana State
L 1 7 Indiana State
W 10 0 Evansville
W 7 6 Evansville
L 2 5 + at Illinois-Chicago
W 8 1 + vs Akron
L 2 9 + vs Missouri State

* Mid-Continent Conference game
Game played in Springfield, Ill.
+ Mid-Continent Conf. Tournament (Chicago)

1991: 27-32, 8-0 MID-CON (1ST GRAY)

L 2 5 at Western Kentucky
L 2 20 at Western Kentucky
L 1 6 at Western Kentucky
L 5 11 at Wichita State
L 0 5 at Wichita State
L 2 11 at Wichita State
L 2 3 at Middle Tennessee State
L 0 4 at Middle Tennessee State
W 8 0 vs Youngstown State
L 1 9 at Ohio State
L 1 2 vs Youngstown State
L 1 3 at Ohio State
W 3 0 Evansville
L 4 8 at Evansville
W 16 9 at Tennessee Tech

W 4 2 vs South Carolina Upstate
L 4 7 at Columbus State (Ga.)
W 6 2 at North Florida
W 6 5 vs Saint Xavier
L 3 8 at Stetson
L 1 5 at Miami (Fla.)
L 7 9 at Florida International
L 1 2 at Florida International
L 4 5 vs Northeastern (Mass.)
L 4 9 vs Bowling Green
W 5 1 at Bradley
W 6 5 at Bradley
L 2 7 Indiana State
L 2 4 Indiana State
W 2 1 Northeastern Illinois
W 17 5 Northeastern Illinois
L 6 11 at SIU Edwardsville
W 9 6 at SIU Edwardsville
W 13 2 Univ. of Indianapolis
W 4 3 Univ. of Indianapolis
L 0 7 at Illinois State
L 4 5 at Illinois State
L 2 3 at Northern Illinois
W 6 4 at Northern Illinois
L 4 11 at Indiana State
L 3 5 at Indiana State
W 9 8 at Butler
W 6 2 * vs Western Illinois#
W 9 5 * Western Illinois
W 2 1 * Western Illinois
W 11 0 * Western Illinois
W 17 16 Chicago State
W 5 1 Southern Illinois
L 1 7 Southern Illinois
W 4 2 * Northern Iowa
W 4 0 * Northern Iowa
W 5 4 * Northern Iowa
W 4 3 * Northern Iowa
L 8 9 at Illinois
L 4 5 at Illinois
W 11 7 + vs Valparaiso
L 2 3 + vs Akron
L 7 11 + at Illinois-Chicago

* Mid-Continent Conference game
Game played in Springfield, Ill.
+ Mid-Continent Conf. Tournament (Chicago)

1992: 24-30, 13-7 MID-CON (1ST GRAY)

L 3 5 at Oklahoma
L 6 15 at Oklahoma
L 5 15 at Oklahoma
L 5 21 at Indiana
L 1 7 at Indiana State
W 6 4 at Indiana State
W 19 1 vs Bradley
W 11 2 at Murray State
L 3 4 vs Bradley
L 5 6 at Murray State
W 4 0 at Saint Louis
W 8 7 vs Murray State
L 7 14 vs Indiana State
L 2 4 at Illinois
L 1 6 at Memphis
W 4 2 at Southern Miss
L 6 13 at Southern Miss
L 2 4 at Tulane
L 3 6 at Tulane
L 3 4 at New Orleans
L 2 3 at New Orleans
L 0 7 * Valparaiso
W 11 2 * Valparaiso
W 12 6 * Youngstown State
W 23 6 * Youngstown State
W 2 1 * at Western Illinois
L 4 7 * at Western Illinois
L 6 8 at Southern Illinois
W 5 0 at Southern Illinois

Yearly Results



W	15	2	* Cleveland State
W	11	7	* Cleveland State
W	8	4	Butler
L	1	3	Butler
L	5	6	Bradley
L	3	5	Bradley
W	5	2	* Illinois-Chicago
W	9	0	* Illinois-Chicago
L	6	7	Illinois State
L	6	10	Illinois State
W	6	3	Quincy
W	7	6	* at Akron
L	5	7	* at Akron
L	3	6	* at Wright State
L	1	2	* at Wright State
W	13	0	* at Northern Illinois
W	3	2	* at Northern Illinois
W	7	2	* at Northern Illinois
L	4	8	* at Northern Illinois
W	22	6	* Western Illinois
L	4	7	* Western Illinois
W	4	3	+ vs Youngstown State
W	2	1	+ vs Akron
L	4	6	+ vs Wright State
L	5	9	+ vs Akron

* Mid-Continent Conference game

+ Mid-Continent Conf. Tournament (Chicago)

1993: 23-23-1, 9-6-1 MID-CON (3RD)

W	5	4	vs Bradley
L	1	4	at Murray State
W	8	6	vs Bradley
L	3	4	at Murray State
L	3	8	at Arkansas
L	7	8	at Arkansas
L	1	7	at Arkansas
W	7	4	at Charlotte
L	1	11	at Wake Forest
L	5	6	at Wake Forest
W	6	1	at UNC Greensboro
L	2	4	at North Carolina State
L	9	10	at North Carolina
W	9	0	at Illinois State
L	2	3	at Illinois State
L	0	9	at Illinois State
L	7	9	Purdue
W	10	2	McKendree
W	7	0	McKendree
L	3	5	Upper Iowa
W	6	5	Upper Iowa
W	2	1	Southern Illinois
W	8	0	Southern Illinois
L	1	4	* Wright State
W	2	1	* Wright State
L	2	9	* Wright State
W	6	0	* at Western Illinois
T	7	7	* at Western Illinois
W	10	5	Chicago State
W	12	2	Chicago State
L	8	17	Illinois
W	3	2	* Cleveland State
L	1	4	* Cleveland State
L	3	5	at Purdue
L	1	2	* at Northern Illinois
W	5	3	* at Northern Illinois
W	3	1	* at Northern Illinois
W	6	4	at Northeastern Illinois
L	5	7	* Valparaiso
W	5	4	* Valparaiso
W	9	2	* Valparaiso
W	2	0	* at Illinois-Chicago
L	6	12	* at Illinois-Chicago
W	6	5	* at Illinois-Chicago
W	11	10	+ vs Cleveland State
L	4	5	+ at Illinois-Chicago
L	3	5	+ vs Wright State

* Mid-Continent Conference game

+ Mid-Continent Conf. Tournament (Chicago)

1994: 24-24, 14-8 MID-CON (2ND)

L	7	8	% at Southern Illinois
W	3	0	% vs Iowa
L	3	8	% vs Eastern Michigan
L	5	9	at Middle Tennessee State
L	1	8	at Middle Tennessee State
L	7	8	at Middle Tennessee State
L	4	21	at Illinois
L	2	7	at Tulane
L	1	3	at New Orleans
L	2	6	at New Orleans
L	3	6	vs Portland State
L	3	15	at Tulane
L	4	7	at Nicholls State
W	3	0	at Wisconsin-Milwaukee
W	2	1	at Wisconsin-Milwaukee
W	10	7	at Purdue
L	1	3	at Indiana State
L	3	5	at Indiana State
L	1	2	* Wright State
W	2	6	* Wright State
W	8	7	* Wright State
L	4	5	* at Illinois-Chicago
W	7	6	* at Illinois-Chicago
W	7	4	* at Illinois-Chicago
L	8	10	Bradley
W	1	0	Bradley
W	8	2	Northeastern Illinois
W	8	2	* Valparaiso
W	3	1	* Valparaiso
W	11	8	* Valparaiso
W	24	2	Millikin
L	0	4	* Western Illinois
W	7	2	* Western Illinois
L	3	7	* at Cleveland State
L	4	5	* at Cleveland State
W	29	4	* at Cleveland State
W	10	9	Illinois State
W	9	3	Illinois State
W	8	1	* Northern Illinois
W	5	1	* Northern Illinois
W	7	2	* Northern Illinois
W	7	1	* at Western Illinois
W	10	1	McKendree
W	8	3	McKendree
L	3	7	* at Youngstown State
L	0	6	* at Youngstown State
W	8	4	at Notre Dame
L	3	10	at Notre Dame

% SIU Tournament (Carbondale, Ill.)

* Mid-Continent Conference game

+ Mid-Continent Conf. Tournament (Chicago)

1995: 28-19, 15-5 MID-CON (1ST WEST)

W	5	4	vs Bradley
W	6	0	at Murray State
L	0	1	at Murray State
L	3	10	% vs Toledo
L	13	18	% vs Northern Iowa
W	5	2	% at Louisville
W	5	2	% at Louisville
L	8	16	at Cumberland (Tenn.)
L	2	3	at Vanderbilt
W	3	2	at Southeast Missouri St.
L	4	10	at Southeast Missouri St.
L	5	6	at Southeast Missouri St.
W	6	5	Illinois
W	6	5	at Illinois
W	14	9	Indiana State
W	5	4	* Northeastern Illinois
W	3	2	* Northeastern Illinois

W	3	1	* Northeastern Illinois
W	11	1	* Northeastern Illinois
W	7	3	Saint Louis
L	4	5	Northern Illinois
W	8	1	Northern Illinois
W	5	3	Northern Illinois
W	7	5	Northern Illinois
L	5	7	Wisconsin-Milwaukee
L	2	12	Southern Illinois
W	2	0	* at Western Illinois
W	13	4	* at Western Illinois
W	4	1	Millikin
L	5	6	* at Valparaiso
L	2	3	* at Valparaiso
W	2	0	* at Valparaiso
W	2	1	* at Valparaiso
W	1	0	* at Northeastern Illinois
L	1	7	* at Northeastern Illinois
W	8	1	* Chicago State
W	17	5	* Chicago State
L	3	9	at Notre Dame
L	10	11	* Western Illinois
W	13	6	* Western Illinois
W	10	0	* at Chicago State
L	2	3	* at Chicago State
W	1	0	* Valparaiso
W	4	1	* Valparaiso
L	2	5	Indiana State
L	6	13	+ Troy State
L	3	4	+ Youngstown State

% Louisville Tournament (Louisville, Ky.)

* Mid-Continent Conference game

+ Mid-Continent Conf. Tournament (Charleston)

1996: 25-22, 15-3 MID-CON (1ST WEST)

W	5	2	at Austin Peay
L	2	9	at Austin Peay
L	3	9	at Austin Peay
L	1	4	% at Southern Illinois
W	9	4	% vs Western Illinois
L	3	6	% vs Northern Illinois
L	1	14	at Indiana State
W	8	5	Indiana State
L	7	10	Iowa
L	7	8	Iowa
W	7	3	Iowa
L	4	7	at Arkansas State
L	2	9	at Arkansas State
W	5	3	* at Northeastern Illinois
W	5	2	* at Northeastern Illinois
L	5	6	* at Northeastern Illinois
W	9	6	* at Northeastern Illinois
L	4	9	at Saint Louis
L	3	4	Lewis
L	6	12	Lewis
W	17	5	Elmhurst
L	0	5	at Notre Dame
W	18	2	* Western Illinois
W	13	5	* Western Illinois
W	4	1	* Western Illinois
L	5	9	* Western Illinois
W	17	3	Olivet Nazarene
W	5	4	at Illinois
L	7	17	at Indiana
W	11	3	* Valparaiso
W	11	5	* Valparaiso
W	8	0	* Valparaiso
W	5	4	* Valparaiso
L	6	9	at Murray State
L	8	9	at Murray State
W	12	1	* at Chicago State
L	4	8	* at Chicago State
W	3	2	* Northeastern Illinois
W	4	3	* Northeastern Illinois
W	11	4	Illinois State
W	7	6	at Illinois State
L	6	8	Southern Illinois



Yearly Results

W	3	1	* Chicago State
W	5	1	* Chicago State
W	15	5	Bradley
L	1	5	+ vs Pace University (N.Y.)
L	5	9	+ at Troy State
% SIU Tournament (Carbondale, Ill.)			
* Mid-Continent Conference game			
+ Mid-Continent Conf. Tournament (Troy, Ala.)			

1997: 25-28, 13-11 OVC (4TH)

L	4	9	at Arkansas State
L	1	3	at Arkansas State
L	0	8	at Arkansas State
L	3	4	at Arkansas State
L	2	7	% at Southern Illinois
W	11	1	% vs Western Illinois
W	12	2	Wisconsin-Milwaukee
W	13	1	Wisconsin-Milwaukee
W	3	2	Olivet Nazarene
W	10	3	Olivet Nazarene
L	2	6	• UT Martin
W	11	8	• UT Martin
W	5	3	• UT Martin
L	2	9	at Oklahoma
L	7	9	at Oklahoma
W	6	5	at Oral Roberts
L	9	10	at Oral Roberts
L	6	14	at Oral Roberts
L	10	11	at SIU Edwardsville
L	1	8	• at Middle Tennessee St.
L	4	7	• at Middle Tennessee St.
W	6	3	• at Middle Tennessee St.
W	11	9	Illinois State
L	4	5	Indiana State
L	5	7	at Notre Dame
L	10	11	• at Southeast Missouri St.
L	4	8	• at Southeast Missouri St.
L	5	6	• at Southeast Missouri St.
W	8	7	Illinois
L	4	15	at Northern Illinois
W	5	0	at Northern Illinois
W	17	6	• at Murray State
W	7	5	• at Murray State
L	5	6	• at Murray State
L	9	10	at Indiana State
W	7	4	at Chicago State
L	6	10	• Morehead State
W	5	4	• Morehead State
W	8	7	• Morehead State
W	12	2	at Saint Louis
L	1	10	at Bradley
W	8	7	• at Tennessee Tech
W	12	9	• at Tennessee Tech
L	9	15	• at Tennessee Tech
L	3	7	Saint Louis
W	14	1	• Austin Peay
L	2	24	• Austin Peay
L	4	8	• Austin Peay
W	12	2	Univ. of Indianapolis
W	5	3	• Eastern Kentucky
W	11	4	• Eastern Kentucky
W	18	0	• Eastern Kentucky
L	5	6	+ vs Southeast Missouri St.
% SIU Tournament (Carbondale, Ill.)			
• Ohio Valley Conference Game			
+ OVC Tournament (Murfreesboro, Tenn.)			

1998: 37-16, 17-6 OVC (1ST)

L	0	16	at Arkansas
W	5	4	at Arkansas
L	1	8	at Arkansas
W	9	8	% at Southern Illinois
W	12	4	% vs Western Illinois
W	7	6	% vs Northern Illinois
W	16	2	• at UT Martin
W	4	2	• at UT Martin
L	13	14	• at UT Martin

W	8	2	^ vs Radford (Va.)
W	14	1	^ vs Siena (N.Y.)
W	10	5	^ vs Siena (N.Y.)
W	12	11	^ at Troy State
L	1	22	at Alabama
W	19	10	at Samford
W	3	2	• Middle Tennessee St.
W	18	8	• Middle Tennessee St.
L	1	5	at Illinois State
L	8	9	at Indiana State
W	6	4	• Southeast Missouri St.
L	4	5	• Southeast Missouri St.
W	4	3	• Southeast Missouri St.
W	7	1	Northern Illinois
W	6	1	Northern Illinois
W	11	10	• Murray State
L	9	10	• Murray State
W	10	9	• Murray State
L	3	12	at Illinois
W	5	4	Olivet Nazarene
W	9	7	• at Morehead State
W	18	1	• at Morehead State
W	12	5	• at Morehead State
W	14	2	Saint Louis
W	8	5	Indiana State
W	14	11	• Tennessee Tech
W	7	5	• Tennessee Tech
W	11	8	• Tennessee Tech
W	21	6	Univ. of Indianapolis
W	3	0	at Wisconsin-Milwaukee
L	5	6	at Wisconsin-Milwaukee
L	8	12	• at Austin Peay
W	20	6	• at Austin Peay
W	11	6	• at Austin Peay
L	5	7	Bradley
W	7	6	Bradley
L	4	6	• at Eastern Kentucky
L	4	12	• at Eastern Kentucky
W	12	6	• at Eastern Kentucky
W	15	6	Elmhurst
L	3	15	+ vs Eastern Kentucky
W	10	8	+ vs Morehead State
W	26	10	+ vs Eastern Kentucky
L	11	15	+ at Southeast Missouri St.
% SIU Tournament (Carbondale, Ill.)			
^ Troy State Tournament (Troy, Ala.)			
• Ohio Valley Conference Game			
+ OVC Tournament (Cape Girardeau, Mo.)			

1999: 33-23, 17-7 OVC (1ST)

OVC TOURNAMENT CHAMPS

NCAA REGIONAL QUALIFIERS

L	3	8	at Arkansas
L	2	17	at Arkansas
L	3	10	at Arkansas
L	3	4	at Southern Miss
L	3	4	at Southern Miss
L	2	7	at Southern Miss
L	0	4	at Indiana State
L	4	7	at Winthrop
L	0	2	at Winthrop
L	1	3	at Winthrop
L	0	13	at Winthrop
W	5	4	at Coastal Carolina
L	3	12	at Coastal Carolina
W	18	7	• at Middle Tennessee St.
W	3	1	• at Middle Tennessee St.
L	1	2	• at Middle Tennessee St.
W	6	5	Indiana State
W	4	3	IUPUI
W	19	5	IUPUI
L	2	7	• at Southeast Missouri St.
W	7	0	• at Southeast Missouri St.
L	2	5	• at Southeast Missouri St.

W	6	1	Butler
W	5	4	Butler
W	9	3	• at Murray State
W	9	6	• at Murray State
L	8	9	• at Murray State
L	7	10	Illinois State
W	25	9	at Chicago State
W	5	0	• Morehead State
W	7	5	• Morehead State
W	7	5	• Morehead State
W	12	7	Saint Louis
W	7	3	• at Tennessee Tech
L	5	6	• at Tennessee Tech
W	7	4	• at Tennessee Tech
L	11	21	at Illinois
W	7	1	at Northern Illinois
W	12	3	at Northern Illinois
W	1	0	• Austin Peay
L	7	13	• Austin Peay
W	11	10	• Austin Peay
W	7	6	• Eastern Kentucky
L	5	6	• Eastern Kentucky
W	8	5	• Eastern Kentucky
W	13	6	• UT Martin
W	4	3	• UT Martin
W	11	5	• UT Martin
W	3	2	Chicago State
W	7	2	Chicago State
W	8	7	+ vs Middle Tennessee St.
W	9	4	vs Eastern Kentucky
W	4	3	+ vs Middle Tennessee St.
L	3	7	\$ at Baylor
W	13	4	\$ vs Arizona
L	10	15	\$ vs Minnesota
• Ohio Valley Conference Game			
+ OVC Tournament (Cape Girardeau, Mo.)			
\$ NCAA Regional (Waco, Texas)			

2000: 22-33, 10-13 OVC (6TH)

L	2	5	vs Kentucky
L	3	7	at UAB
L	1	2	at UAB
W	4	2	at Saint Louis
L	3	8	at Arkansas State
L	3	4	at Arkansas State
L	5	14	at Arkansas State
L	1	8	at Memphis
L	4	5	at Memphis
W	17	3	at Christian Bros. (Tenn.)
W	2	1	• Southeast Missouri St.
L	7	16	• Southeast Missouri St.
L	5	8	Indiana State
L	4	5	• Murray State
W	12	6	• Murray State
L	5	15	• Murray State
W	9	7	at Indiana State
L	13	15	at IUPUI
W	12	3	• at Morehead State
W	10	5	• at Morehead State
W	10	4	• at Morehead State
W	5	2	at Northern Illinois
L	2	6	at Northern Illinois
W	10	0	• Tennessee Tech
L	4	11	• Tennessee Tech
L	6	8	• Tennessee Tech
L	12	20	Saint Louis
W	7	1	Bradley
W	7	3	Bradley
L	4	11	• at Austin Peay
W	9	3	• at Austin Peay
L	6	10	• at Austin Peay
W	1	0	Illinois
L	1	2	• at Eastern Kentucky
L	4	6	• at Eastern Kentucky
L	8	12	• at Eastern Kentucky
W	12	10	at Ball State
W	15	8	at Ball State

Yearly Results



W	5	2	• at UT Martin
W	11	4	• at UT Martin
W	10	9	• at UT Martin
W	9	0	Wisconsin-Milwaukee
L	8	12	Wisconsin-Milwaukee
L	2	3	at Illinois State
L	1	2	at Illinois State
L	2	9	Illinois State
L	3	4	Illinois State
W	2	1	IUPUI
W	2	1	at Butler
L	0	6	at Butler
L	12	13	• Middle Tennessee St.
L	5	8	• Middle Tennessee St.
L	5	6	• Middle Tennessee St.
L	3	4	+ vs Middle Tennessee St.

• Ohio Valley Conference Game
+ OVC Tournament (Cape Girardeau, Mo.)

2001: 35-20, 19-1 OVC (1st)

L	2	6	at Arkansas
L	4	10	at Arkansas
L	4	17	at Arkansas
L	2	13	at South Alabama
W	6	3	at South Alabama
L	1	9	at South Alabama
W	10	5	at UAB
L	1	3	at UAB
L	0	9	at UAB
L	5	12	at UAB
L	4	20	at Memphis
L	15	23	at Memphis
W	2	1	• at Murray State
W	9	4	• at Murray State
W	9	3	• at Murray State
W	16	7	at IUPUI
L	4	13	at Indiana State
W	11	2	• Eastern Kentucky
W	3	2	• Eastern Kentucky
L	0	1	at Illinois State
W	6	5	Indiana State
W	13	6	• at UT Martin
W	10	3	• at UT Martin
W	16	2	• at UT Martin
W	10	3	Chicago State
W	9	6	Chicago State
L	6	11	at Saint Louis
W	5	1	Evansville
W	13	4	at Evansville
W	3	2	Butler
W	6	5	• at Austin Peay
W	11	2	• at Austin Peay
W	7	3	• at Austin Peay
W	7	6	Northern Illinois
L	6	8	Northern Illinois
W	5	4	• Tennessee Tech
W	7	4	• Tennessee Tech
W	12	8	• Tennessee Tech
W	11	5	Illinois-Chicago
L	5	8	Ball State
W	13	7	at Belmont
W	9	1	at Belmont
W	9	6	Saint Louis
W	9	1	• at Morehead State
W	8	5	• at Morehead State
W	11	5	• at Morehead State
L	4	14	at Wisconsin-Milwaukee
L	1	5	at Wisconsin-Milwaukee
W	7	3	IUPUI
L	2	6	• Southeast Missouri St.
W	9	7	• Southeast Missouri St.
W	12	5	• Southeast Missouri St.
L	8	14	+ vs Eastern Kentucky
W	2	1	+ vs Southeast Missouri St.
L	6	10	+ vs Austin Peay

• Ohio Valley Conference Game
+ OVC Tournament (Paducah, Ky.)

2002: 25-26, 12-8 OVC (2nd)

W	7	3	at Southern Indiana
L	1	6	at Mississippi
L	2	8	at Mississippi
L	2	9	at Mississippi
L	0	5	at Southern Miss
W	11	6	at Southern Miss
L	2	4	at Southern Miss
L	5	6	at New Orleans
L	5	7	at New Orleans
W	10	6	at Arkansas State
L	3	4	at Arkansas State
L	4	9	at Arkansas State
W	13	0	Western Illinois
L	8	9	• at Eastern Kentucky
L	4	5	• at Eastern Kentucky
W	14	12	• at Eastern Kentucky
W	10	1	• UT Martin
L	2	4	• UT Martin
L	4	11	Illinois State
L	7	11	at Saint Louis
W	2	1	Bradley
W	2	1	Bradley
W	6	5	at Bradley
W	19	4	at Chicago State
L	3	6	• Austin Peay
W	2	1	• Austin Peay
W	10	3	• Austin Peay
L	4	5	Illinois
L	10	12	Purdue
W	8	6	• at Tennessee Tech
W	8	2	• at Tennessee Tech
L	12	13	• at Tennessee Tech
W	13	2	at Illinois-Chicago
L	3	6	Ball State
L	4	11	Ball State
W	11	7	• Morehead State
W	11	8	• Morehead State
W	21	5	• Morehead State
W	5	4	at Indiana State
L	2	9	• at Southeast Missouri St.
L	1	7	• at Southeast Missouri St.
W	8	4	• at Southeast Missouri St.
L	7	8	at Butler
W	9	8	at Northern Illinois
L	2	12	• Murray State
W	14	9	• Murray State
W	12	4	• Murray State
L	0	8	+ vs Tennessee Tech
W	21	1	+ vs Morehead State
W	6	5	+ vs Murray State
L	10	11	+ vs Tennessee Tech

• Ohio Valley Conference Game
+ OVC Tournament (Paducah, Ky.)

2003: 26-31, 8-12 OVC (6th)

L	1	5	at Arkansas
L	3	17	at Arkansas
L	4	10	% at UAB
W	4	3	% vs Kentucky
L	5	6	% vs Marshall
W	2	1	^ vs Central Michigan
L	9	13	^ at North Florida
W	5	4	^ at Jacksonville
L	7	8	^ vs Navy
L	1	15	^ vs Navy
L	2	3	^ vs Notre Dame
W	2	1	^ vs Creighton
L	2	13	at Indiana State
W	7	6	Saint Xavier
L	9	15	Saint Xavier
L	8	9	at Saint Louis
L	3	13	Indiana State
W	9	2	IPFW
W	21	6	IPFW
W	5	4	IPFW
L	7	9	IPFW

L	9	16	at Illinois State
W	9	6	Chicago State
W	11	6	Chicago State
L	0	2	• at Morehead State
L	5	14	• at Morehead State
W	10	3	• at Morehead State
W	9	8	Northern Illinois
W	16	7	Olivet Nazarene
L	7	11	• Murray State
L	2	4	• Murray State
W	5	1	• Murray State
W	12	8	at Western Illinois
W	5	1	• at Southeast Missouri St.
W	5	4	• at Southeast Missouri St.
L	9	22	• at Southeast Missouri St.
W	6	5	at Bradley
W	10	9	at Bradley
W	27	17	• Eastern Kentucky
L	8	10	• Eastern Kentucky
W	11	1	• Eastern Kentucky
L	5	7	Saint Louis
L	0	3	• at Austin Peay
L	0	3	• at Austin Peay
L	8	11	• at Austin Peay
L	2	10	at Illinois
L	0	10	• Tennessee Tech
L	8	9	• Tennessee Tech
W	12	7	at Chicago State
L	2	5	at Purdue
W	19	14	• at UT Martin
L	2	11	• at UT Martin
W	13	8	• at UT Martin
W	12	11	+ vs Austin Peay
W	9	2	+ vs Tennessee Tech
L	7	8	+ vs Eastern Kentucky
L	4	6	+ vs Murray State

% UAB Tournament (Birmingham, Ala.)
^ Jacksonville Tournament (Jacksonville, Fla.)
• Ohio Valley Conference Game
+ OVC Tournament (Paducah, Ky.)

2004: 26-30, 17-9 OVC (2nd)

W	6	4	% vs Missouri State
L	4	15	% at Louisiana-Monroe
L	3	12	% vs Kansas State
L	5	16	at Mississippi
L	1	3	at Mississippi
L	10	18	at Mississippi
L	3	10	at Southern Miss
L	0	12	at Southern Miss
L	0	11	at Southern Miss
L	0	5	at South Alabama
L	24	25	at South Alabama
L	2	7	at Arkansas State
L	3	10	at Arkansas State
L	0	8	at Arkansas State
L	3	8	at Indiana State
W	4	2	Olivet Nazarene
L	3	8	• UT Martin
W	5	1	• UT Martin
L	4	8	• UT Martin
L	10	19	at Saint Louis
W	22	10	Chicago State
W	11	5	• at Murray State
W	17	6	• at Murray State
W	7	5	• at Murray State
W	5	4	Western Illinois
L	2	3	• Jacksonville State
W	9	5	• Jacksonville State
W	4	3	• Jacksonville State
L	17	26	Saint Joseph's (Ind.)
W	10	7	at Northern Illinois
W	4	2	• at Samford
W	11	2	• at Samford
L	5	12	• at Samford
W	16	15	Saint Louis
W	6	5	• Southeast Missouri St.

OVC Regular-Season Titles: '98, '99, '01, '09 • OVC Tournament Titles: '99, '08



Yearly Results

W	6	5	• Southeast Missouri St.
L	3	4	• Southeast Missouri St.
L	3	13	Illinois
W	8	7	at Illinois State
L	8	10	• Austin Peay
L	2	11	• Austin Peay
W	7	0	• Austin Peay
L	7	8	• at Eastern Kentucky
W	8	6	• at Eastern Kentucky
W	20	10	• at Eastern Kentucky
L	7	10	at Bradley
L	2	4	at Bradley
L	7	11	• Morehead State
W	6	2	• Morehead State
W	10	8	• Morehead State
W	6	5	at Chicago State
W	6	5	• at Tennessee Tech
W	5	2	• at Tennessee Tech
W	18	9	+ vs Southeast Missouri St.
L	3	5	+ vs Jacksonville State
L	1	6	+ vs Samford

% ULM Tournament (Monroe, La.)
 • Ohio Valley Conference Game
 + OVC Tournament (Paducah, Ky.)

2005: 17-39, 14-13 OVC (T-6TH)

L	3	19	at Oklahoma
L	7	10	at Oklahoma
L	1	6	at Oklahoma
L	1	3	at Mississippi State
L	6	16	at Mississippi State
L	7	8	Olivet Nazarene
W	5	4	Olivet Nazarene
L	2	17	at Arkansas
L	1	12	at Arkansas
L	0	6	at Arkansas
L	3	8	at Arkansas-Little Rock
L	1	8	at Arkansas-Little Rock
L	3	7	at Arkansas State
L	0	1	at Arkansas State
L	10	18	at Arkansas State
W	23	6	Chicago State
L	4	16	• at UT Martin
W	3	1	• at UT Martin
W	7	2	• at UT Martin
L	2	4	at Saint Louis
W	10	2	Millikin
W	7	6	• Murray State
L	2	10	• Murray State
L	2	11	• Murray State
L	6	16	at Indiana State
L	7	9	Northern Illinois
W	9	6	• at Jacksonville State
L	2	7	• at Jacksonville State
W	6	3	• at Jacksonville State
L	0	9	at Southern Illinois
L	5	9	• Samford
L	2	3	• Samford
W	7	5	• Samford
L	15	16	at Illinois-Chicago
L	4	7	Indiana State
L	7	9	• at Southeast Missouri St.
L	2	7	• at Southeast Missouri St.
L	3	5	• at Southeast Missouri St.
L	11	18	at Illinois
L	2	6	Illinois State
L	2	5	• at Austin Peay
W	3	2	• at Austin Peay
L	2	5	• at Austin Peay
L	4	7	Saint Xavier
L	4	7	• Eastern Kentucky
W	11	2	• Eastern Kentucky

W	4	3	• Eastern Kentucky
L	9	11	at IPFW
L	5	8	Saint Louis
W	12	8	• at Morehead State
W	2	0	• at Morehead State
W	14	6	• at Morehead State
L	0	8	Bradley
W	13	9	• Tennessee Tech
L	3	4	• Tennessee Tech
W	7	0	• Tennessee Tech

• Ohio Valley Conference Game
 + OVC Tournament (Paducah, Ky.)

2006: 31-24, 17-10 OVC (3RD)

L	0	4	% vs Northern Illinois
W	3	2	% vs Wisconsin-Milwaukee
L	0	2	% at Evansville
L	5	12	at Kansas State
L	2	12	at Kansas State
L	5	7	at Kansas State
L	1	12	at Kansas State
W	4	2	^ vs IPFW
W	12	11	^ vs Indiana
W	14	2	^ vs Yale
W	6	0	^ vs Fairfield (Conn.)
W	6	2	^ vs Bradley
L	10	13	^ vs Northern Iowa
L	4	6	^ vs Illinois-Chicago
W	2	1	^ vs Vermont
L	3	7	• at Tennessee Tech
W	4	0	• at Tennessee Tech
L	3	6	• at Tennessee Tech
L	2	7	at Saint Louis
W	12	11	at Indiana State
W	6	1	• UT Martin
L	5	4	• UT Martin
W	10	7	Olivet Nazarene
W	9	7	at Western Illinois
L	4	8	• at Murray State
W	11	9	• at Murray State
W	9	4	• at Murray State
W	6	1	Indiana State
W	8	2	• Jacksonville State
W	7	1	• Jacksonville State
L	4	5	• Jacksonville State
W	6	4	Aurora
L	3	4	Southern Illinois
L	5	13	• at Samford
L	1	11	• at Samford
W	6	4	• at Samford
W	10	6	Illinois
W	12	9	at Illinois State
W	7	6	• Southeast Missouri St.
W	5	1	• Southeast Missouri St.
L	3	4	• Southeast Missouri St.
L	3	6	Saint Louis
W	4	3	• Austin Peay
W	9	2	• Austin Peay
W	9	4	• Austin Peay
W	11	4	• at Eastern Kentucky
L	1	2	• at Eastern Kentucky
L	6	8	• at Eastern Kentucky
L	0	8	at Bradley
W	8	0	• Morehead State
W	6	4	• Morehead State
W	7	2	• Morehead State
L	6	7	+ vs Southeast Missouri St.
L	2	10	+ vs Austin Peay

% Evansville Tournament (Evansville, Ind.)
 ^ Florida Spring Break (Bradenton, Fla.)
 • Ohio Valley Conference Game
 + OVC Tournament (Paducah, Ky.)

2007: 23-28, 12-14 OVC (7TH)

L	3	4	% vs Toledo
W	3	0	% vs Chicago State
W	8	6	% at Evansville
L	7	16	^ vs Indiana
L	5	11	^ vs Northern Iowa
L	4	5	^ at Memphis
L	11	12	at Belmont
W	4	3	at Belmont
L	2	3	at Belmont
L	1	7	at Charleston Southern
W	7	5	at College of Charleston
L	14	19	at The Citadel
L	4	5	at The Citadel
L	4	5	at The Citadel
W	5	2	Chicago State
W	9	7	• Tennessee Tech
L	3	7	• Tennessee Tech
W	9	2	• Tennessee Tech
W	9	1	Saint Louis
W	5	4	at Indiana State
L	7	8	• at UT Martin
W	8	5	• at UT Martin
W	8	7	• at UT Martin
W	11	2	• Murray State
L	4	15	• Murray State
W	12	3	Olivet Nazarene
W	10	1	• at Jacksonville State
L	2	9	• at Jacksonville State
L	13	14	• at Jacksonville State
W	12	1	Millikin
W	8	6	at Saint Louis
W	3	2	• Samford
L	6	7	• Samford
L	2	4	• Samford
L	0	8	at Illinois
L	1	4	Illinois State
L	5	10	• at Southeast Missouri St.
W	14	4	• at Southeast Missouri St.
L	4	10	• at Southeast Missouri St.
L	2	8	• at Austin Peay
L	1	6	• at Austin Peay
L	2	8	• at Austin Peay
W	14	1	at Chicago State
L	9	10	• Eastern Kentucky
L	3	6	• Eastern Kentucky
W	4	3	• Eastern Kentucky
L	4	5	at Southern Illinois
L	4	7	# vs Northern Illinois
W	10	9	• at Morehead State
W	5	1	• at Morehead State
W	15	11	• at Morehead State

% Evansville Tournament (Evansville, Ind.)
 ^ Memphis Tournament (Memphis, Tenn.)
 # Game played in Geneva, Ill.
 • Ohio Valley Conference Game
 + OVC Tournament (Paducah, Ky.)

Yearly Results



2008: 27-30, 13-13 OVC (4TH)

OVC TOURNAMENT CHAMPS NCAA REGIONAL QUALIFIERS

L	1	4	at Southeastern Louisiana
L	3	10	at Southeastern Louisiana
L	5	8	at Southeastern Louisiana
L	7	8	at Northwestern State (La.)
L	7	15	at Northwestern State (La.)
L	7	8	at Northwestern State (La.)
L	5	13	^ vs Western Michigan
W	9	7	^ vs Vermont
W	7	2	^ vs IPFW
W	9	6	^ vs Bucknell
L	1	11	^ vs Akron
L	1	7	^ vs Illinois State
W	8	6	^ vs Northern Iowa
W	13	4	^ vs Bucknell
W	3	2	• Morehead State
W	4	1	• Morehead State
W	16	2	• Morehead State
L	1	3	Southern Illinois
W	7	5	at Illinois State
L	3	8	• at Tennessee Tech
L	0	1	• at Tennessee Tech
L	0	1	• at Tennessee Tech
W	4	3	Monmouth College (Ill.)
W	5	2	Chicago State
W	6	4	• UT Martin
W	8	6	• UT Martin
W	13	2	• UT Martin
L	6	10	Indiana State
W	4	1	• at Murray State
L	3	5	• at Murray State
W	9	5	• at Murray State
W	13	3	# vs Illinios
L	2	3	at Saint Louis
W	19	2	• Jacksonville State
L	0	2	• Jacksonville State
L	0	6	• Jacksonville State
L	6	8	% vs Missouri
L	4	11	at Bradley
L	2	5	• at Samford
L	0	2	• at Samford
L	1	11	• at Samford
L	7	16	• Southeast Missouri St.
W	15	3	• Southeast Missouri St.
W	6	5	• Southeast Missouri St.
L	6	11	at Indiana State
W	4	3	• Austin Peay
L	4	8	• Austin Peay
W	10	4	Evansville
L	4	5	• at Eastern Kentucky
L	3	4	• at Eastern Kentucky
W	20	7	• at Eastern Kentucky
W	4	1	+ vs Tennessee Tech
W	8	4	+ vs Samford
W	10	6	+ vs Jacksonville State
W	7	4	+ vs Southeast Missouri St.
L	10	13	\$ at Nebraska
L	7	8	\$ vs Oral Roberts

^ Florida Spring Break (Bradenton, Fla.)

Game played in Mattoon, Ill.

% Game played in O'Fallon, Mo.

• Ohio Valley Conference Game

+ OVC Tournament (Paducah, Ky.)

\$ NCAA Regional (Lincoln, Neb.)

2009: 31-19*, 13-5* OVC (1ST)

*Records include five overall losses and one OVC loss due to forfeiture after the season

NATIONALLY RANKED

COLLEGIATE BASEBALL: WEEKS OF APRIL 6 & 13 PING!BASEBALL.COM: APRIL 27-MAY 18

W	9	6	at Southeastern Louisiana
L	6	8	at Southeastern Louisiana
W	5	1	at Southeastern Louisiana
L	4	5	% vs Saint Louis
W	7	6	% vs Butler
W	5	1	at Southern Illinois
W	4	3	& vs Wisconsin-Milwaukee
L	6	10	& at Louisville
W	16	4	& vs Wisconsin-Milwaukee
L	9	10	at Indiana State
W	9	5	! at South Florida
W	5	3	! vs Bethune Cookman (Fla.)
W	8	6	! vs Oklahoma
W	6	3	^ vs Indiana
L	1	7	^ vs Bradley
W	26	16	• at Morehead State
W	6	4	• at Morehead State
W	10	1	• at Morehead State
W	16	1	at Chicago State
W	9	5	Illinois State
W	25	5	• Tennessee Tech
W	2	0	• Tennessee Tech
W	12	8	at Saint Louis
W	16	5	Chicago State
W	11	5	• Murray State
W	2	1	• Murray State
W	25	7	Indiana State
W	10	3	• at UT Martin
L	3	13	• at UT Martin
W	30	3	• at UT Martin*
W	5	1	at Illinois
W	24	4	Blackburn*
W	8	7	• Jacksonville State
L	3	13	• Jacksonville State
L	5	10	• Jacksonville State
W	10	6	Saint Louis*
L	8	15	Bradley
W	11	1	Illinois College*
W	10	0	SIU Edwardsville*
W	4	2	SIU Edwardsville
W	5	0	SIU Edwardsville
L	4	7	# vs Missouri
W	8	7	• at Southeast Missouri St.
W	8	7	• at Southeast Missouri St.
L	5	7	at Butler
W	14	4	• Eastern Kentucky
L	4	5	• Eastern Kentucky
W	11	5	• Eastern Kentucky
L	5	11	+ vs Jacksonville State
L	4	5	+ vs Murray State

*Victory forfeited after the season due to the use of an ineligible player

% Evansville Tournament (Evansville, Ind.)

& Louisville Tournament (Louisville, Ky.)

! South Florida Tournament (Tampa, Fla.)

^ Florida Spring Break (Winter Haven, Fla.)

Wood Bat Game played in O'Fallon, Mo.

• Ohio Valley Conference Game

+ OVC Tournament (Paducah, Ky.)

2010: 18-35, 11-12 OVC (5TH)

F	19	L	5-6	at Southeastern Louisiana
F	20	L	5-11	at Southeastern Louisiana
F	21	L	2-7	at Southeastern Louisiana
F	26	L	5-6	at Belmont
F	27	L	7-8	at Belmont
F	28	L	11-12 (10)	at Belmont
M	5	L	2-9	at UAB
M	6	W	12-6	at UAB
M	7	L	3-4	at UAB
M	9	L	2-8	at Indiana State
M	13	W	7-6	at South Florida
M	13	W	11-9	at South Florida
M	14	L	5-8	at South Florida
M	16	L	6-16	% vs Army
M	17	L	1-6	% vs Akron
M	18	L	6-9	% vs Indiana
M	19	L	6-7	% vs No. 27 Ohio State
M	23	W	4-1	Chicago State
M	24	L	8-9	at Southern Illinois
M	27	L	0-1 (12)	• at Eastern Kentucky
M	27	L	3-16	• at Eastern Kentucky
M	28	L	6-7	• at Eastern Kentucky
M	30	L	3-15	at Saint Louis
A	2	W	2-0	• Austin Peay
A	2	W	4-3	• Austin Peay
A	3	L	6-18	• Austin Peay
A	6	W	6-0	Illinois College
A	10	L	2-6	• Morehead State
A	10	W	14-0	• Morehead State
A	11	W	9-5	• Morehead State
A	13	L	1-10	at Illinois
A	17	L	0-4	• at Tennessee Tech
A	17	L	0-3	• at Tennessee Tech
A	18	L	5-6	• at Tennessee Tech
A	21	L	5-6 (10)	^ vs Illinois
A	25	W	8-6	• at Murray State
A	25	W	7-4	• at Murray State
A	27	L	2-10	& vs Missouri
A	28	L	6-8 (10)	Southern Illinois
M	1	W	7-3	• UT Martin
M	1	L	1-2	• UT Martin
M	2	W	5-2	• UT Martin
M	8	L	11-12	• at Jacksonville State
M	8	L	5-8	• at Jacksonville State
M	9	W	10-3	• at Jacksonville State
M	12	W	6-1	at Illinois State
M	14	L	2-9	Indiana State
M	21	W	7-5	• Southeast Missouri
M	21	W	8-5	• Southeast Missouri
M	22	L	0-10	• Southeast Missouri
M	26	W	10-5 (10)	# vs Southeast Missouri
M	27	L	5-7	# vs Jacksonville State
M	28	L	4-14	# vs Murray State

% RussMatt Invitational (Three neutral locations in Florida)

• Ohio Valley Conference Game

OVC Tournament (Jackson, Tenn.)

^ Peterson Park (Mattoon, Ill.)

& Game played in O'Fallon, Mo.



Yearly Results

2011: 18-33, 9-12 OVC (7TH)

F 18	L	2-6	at Southern Miss
F 19	L	1-9	at Southern Miss
F 20	L	0-6	at Southern Miss
F 25	L	1-5	at Central Arkansas
F 26	L	4-5	at Central Arkansas
F 27	L	2-3	at Central Arkansas
M 6	W	7-4	at Evansville
M 6	L	1-4	at Evansville
M 11	L	2-3	at Alabama
M 12	L	1-12	at Alabama
M 13	L	0-5	at Alabama
M 15	L	4-9	at Mississippi State
M 18	W	3-1	at Memphis
M 19	W	4-3	at Memphis
M 20	L	7-11	at Memphis
M 22	W	1-0	Chicago
M 23	L	4-7	Southern Illinois
M 26	L	7-9 (10)	• Eastern Kentucky
M 27	W	8-1	• Eastern Kentucky
M 27	W	5-4	• Eastern Kentucky
M 29	L	2-7	Saint Louis
M 30	L	2-5	at Indiana State
A 2	W	11-9	• at Austin Peay
A 2	L	0-8	• at Austin Peay
A 3	L	7-8	• at Austin Peay
A 5	L	0-4	Western Illinois
A 10	W	25-8	• at Morehead State
A 10	W	23-6	• at Morehead State
A 12	W	4-1	^ Illinois
A 13	W	20-0	Illinois College
A 16	W	8-1	• Tennessee Tech
A 16	L	2-3	• Tennessee Tech
A 17	L	2-3	• Tennessee Tech
A 20	W	10-2	at Illinois
A 23	L	1-4	• Murray State
A 23	W	5-3	• Murray State
A 26	L	5-7	& Missouri
A 30	L	4-6	• at UT Martin
A 30	L	4-5	• at UT Martin
M 7	W	4-3 (15)	• Jacksonville State
M 8	W	7-4	• Jacksonville State
M 8	L	4-5	• Jacksonville State
M 10	W	5-2	at Saint Louis
M 11	L	2-5	Illinois State
M 14	L	1-10	• at SIU Edwardsville
M 14	L	1-2	• at SIU Edwardsville
M 15	L	3-5	• at SIU Edwardsville
M 17	W	3-2	at Bradley
M 20	L	5-9	• at Southeast Missouri
M 20	L	6-9	• at Southeast Missouri
M 21	L	7-8	• at Southeast Missouri

• Ohio Valley Conference Game

^ Peterson Park (Mattoon, Ill.)

& Game played in O'Fallon, Mo.